



US00D453791S

(12) **United States Design Patent**
Bentley

(10) **Patent No.:** **US D453,791 S**

(45) **Date of Patent:** **** Feb. 19, 2002**

(54) **INK DAUBER**

(76) **Inventor:** **Jean S Bentley**, P.O. Box #805,
Stanley, NC (US) 28164

(**) **Term:** **14 Years**

(21) **Appl. No.:** **29/127,338**

(22) **Filed:** **Aug. 4, 2000**

(51) **LOC (7) Cl.** **19-06**

(52) **U.S. Cl.** **D19/42; D19/43; D19/51;**
D18/15; D18/16

(58) **Field of Search** **D18/15, 16, 18;**
D19/35, 36, 41-51, 53-58, 81-85; 401/98,
196, 202, 213, 262, 243-247, 198; D9/504,
539, 500, 454, 549, 451; 101/327, 405,
406

(56) **References Cited**

U.S. PATENT DOCUMENTS

2,853,727	A	*	9/1958	Nadai	401/202
3,147,512	A	*	9/1964	Gleason	401/202
3,158,096	A		11/1964	Arnold		
3,403,623	A		10/1968	Blackwood		
3,887,287	A	*	6/1975	Rosh, Jr.	401/35
4,452,142	A		6/1984	Eckels		
4,795,156	A		1/1989	Paulish		
4,924,773	A	*	5/1990	Gwilliam	101/327
D334,399	S		3/1993	Ziegler		
5,222,823	A	*	6/1993	Conforti	401/202

D345,376	S	*	3/1994	Underwood, Jr.	D19/48
D381,042	S		7/1997	Roche		
5,713,681	A	*	2/1998	Venne et al.	401/202
6,247,865	B1	*	6/2001	Russell et al.	401/202

* cited by examiner

Primary Examiner—Martie K. Holtje

(57) **CLAIM**


The ornamental design for an ink dauber, as shown and described.

DESCRIPTION

FIG. 1 is a front elevational view of the ink dauber of the present invention;
 FIG. 2 is a rear elevational view of the ink dauber of FIG. 1;
 FIG. 3 is a left side elevational view of the ink dauber of FIG. 1;
 FIG. 4 is a right side elevational view of the ink dauber of FIG. 1;
 FIG. 5 is a top plan view of the ink dauber of FIG. 1;
 FIG. 6 is a bottom plan view of the ink dauber of FIG. 1; and,
 FIG. 7 is a top, front perspective view of the ink dauber of FIG. 1.

The structure depicted by means of broken lines in FIGS. 1 through 5 and 7 has been shown for illustrative purposes only and forms no part of the claimed design.

1 Claim, 3 Drawing Sheets






Fig. 1

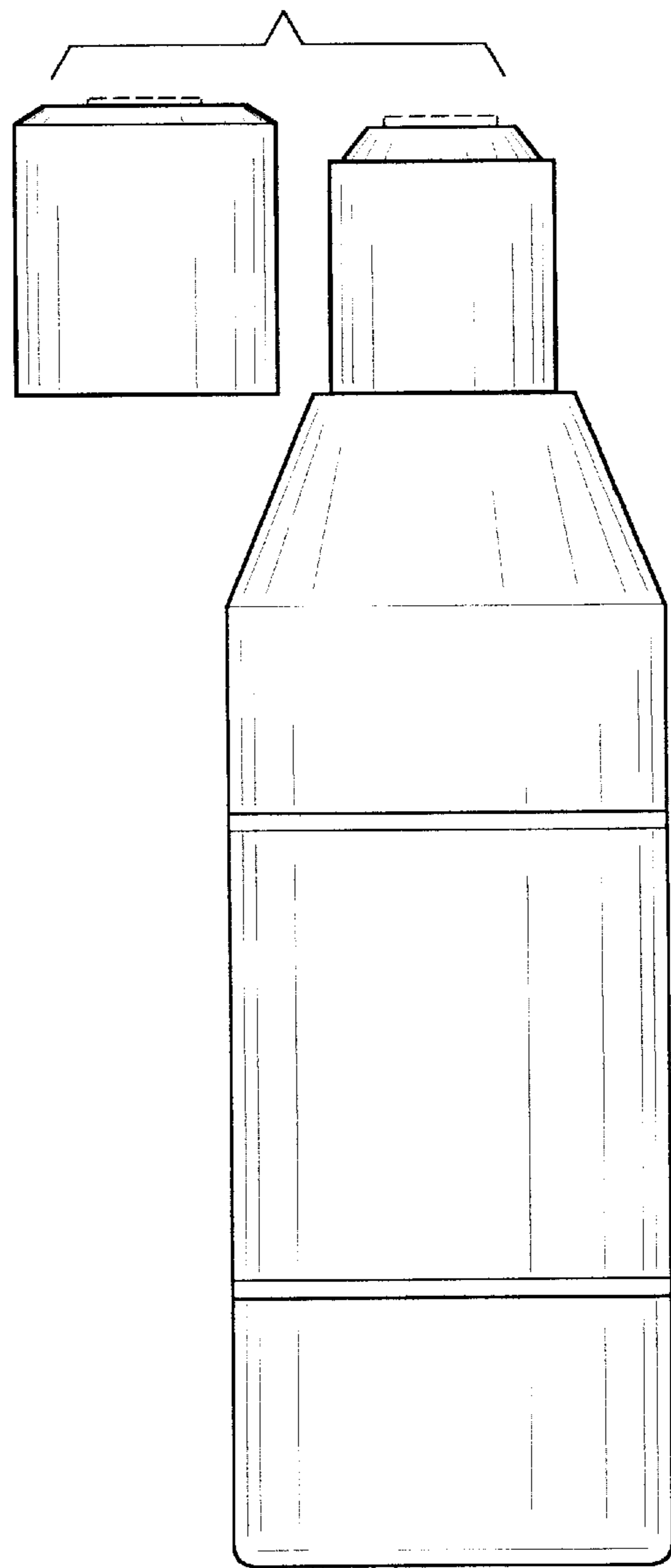
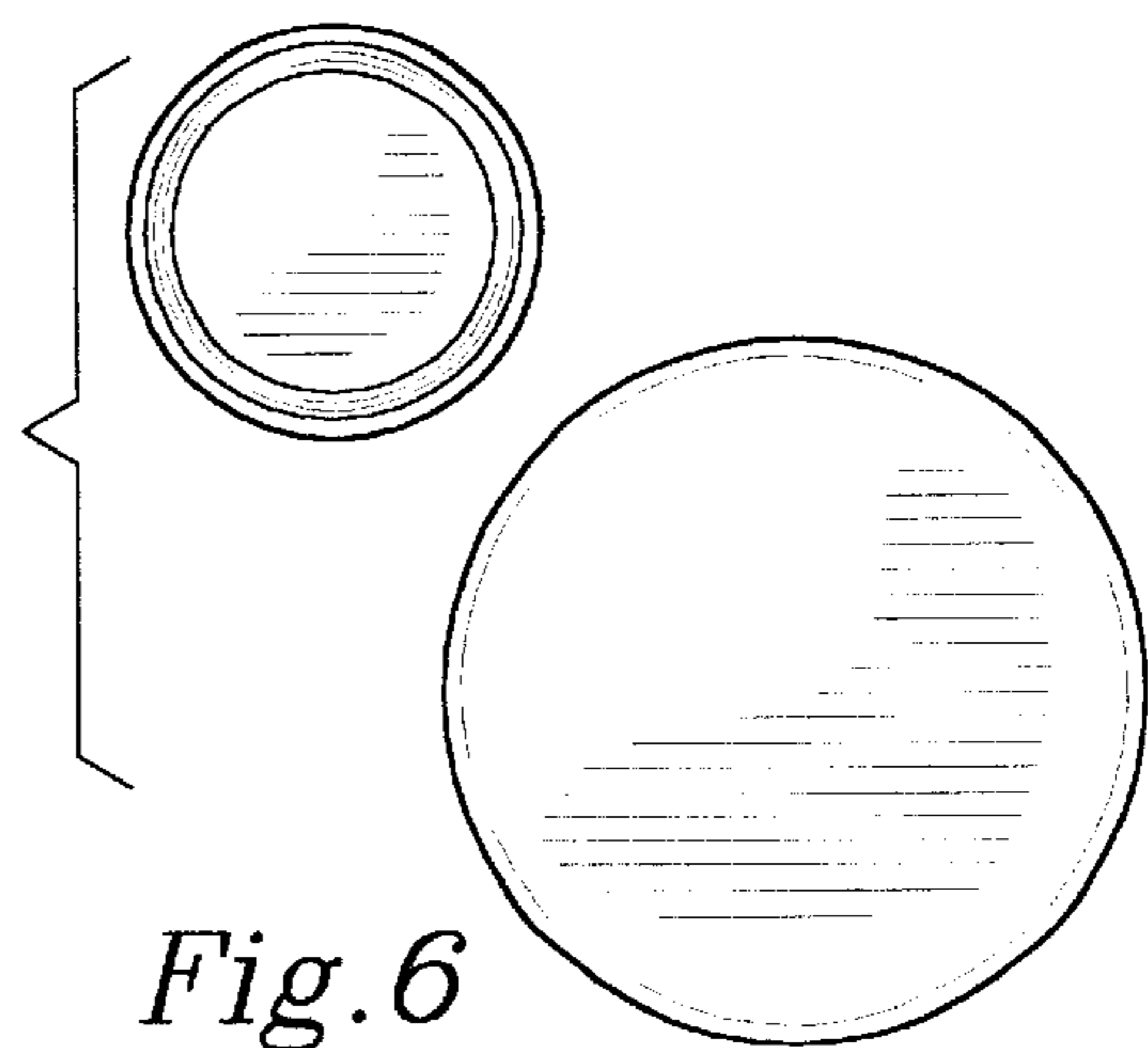
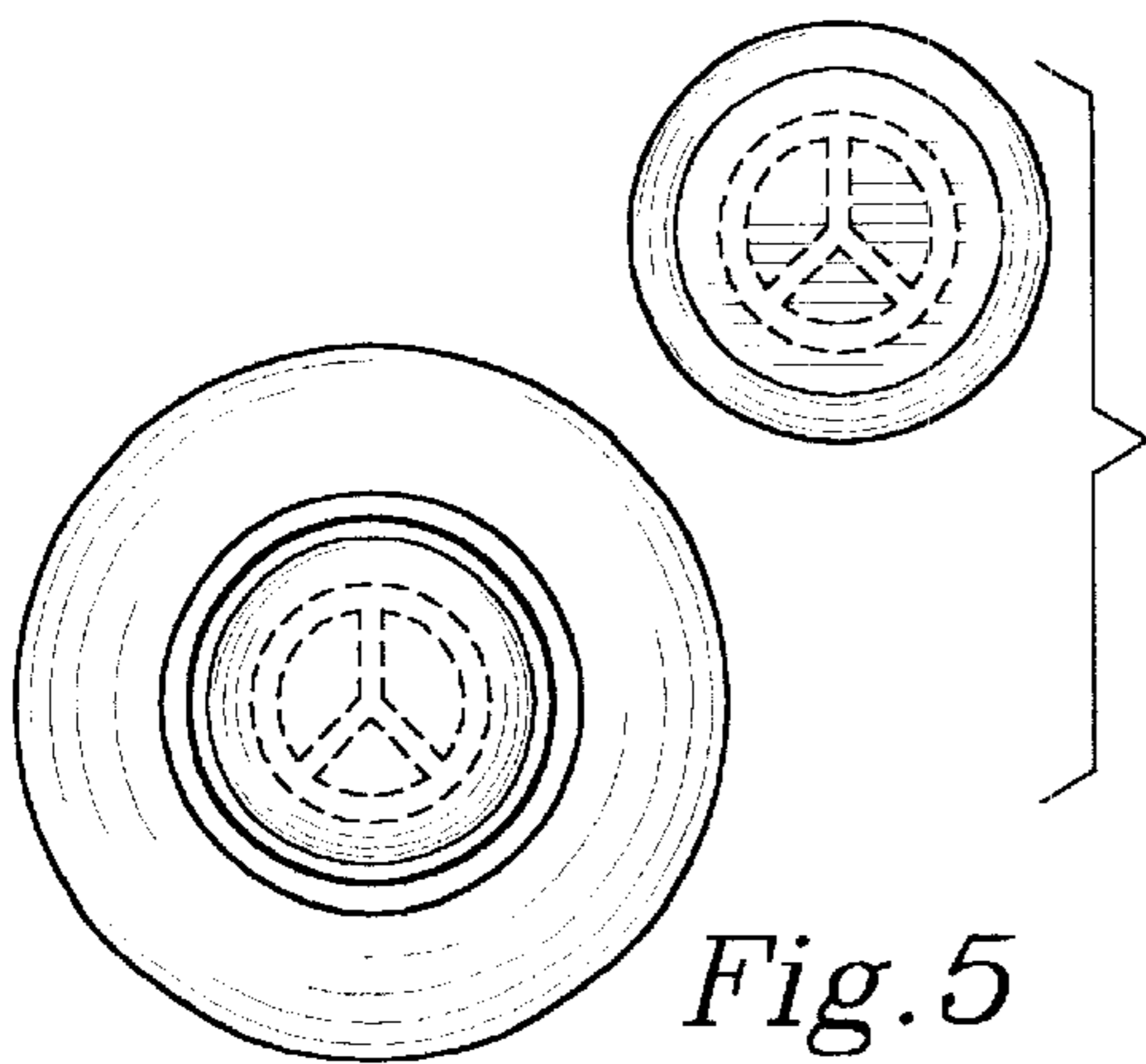
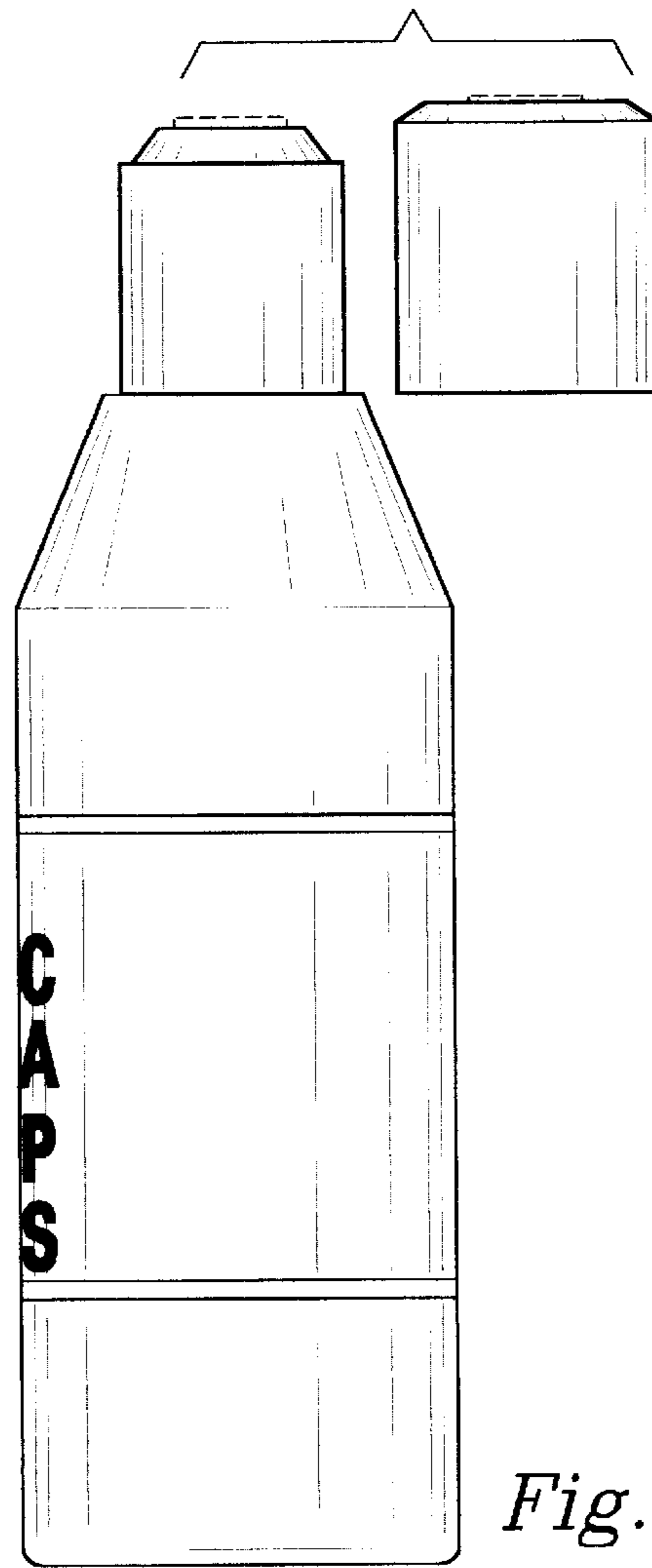



Fig. 2






Fig. 7