



US00D453770S

(12) **United States Design Patent** (10) **Patent No.:** **US D453,770 S**
Burmeister et al. (45) **Date of Patent:** **** *Feb. 19, 2002**

(54) **OUTBOARD COWLING**

(75) Inventors: **Scott N. Burmeister**, Libertyville;
Robert B. Gowens, Lake Bluff, both of
IL (US); **Peter J. Van Lancker**, Palm
City; **Robert Brady**, Sarasota, both of
FL (US)

(73) Assignee: **Bombardier Motor Corporation of
America**, Grant, FL (US)

(*) Notice: This patent is subject to a terminal dis-
claimer.

(**) Term: **14 Years**

(21) Appl. No.: **29/130,464**

(22) Filed: **Sep. 29, 2000**

(51) **LOC (7) Cl.** **15-01**

(52) **U.S. Cl.** **D15/4**

(58) **Field of Search** D15/1-5; 440/52,
440/3, 4, 6, 84, 88, 900; 123/495; 290/43,
46, 54

(56) **References Cited**

U.S. PATENT DOCUMENTS

D257,353 S	10/1980	Fogolin
D272,357 S	1/1984	Hall et al.
D272,358 S	1/1984	Hall et al.
D274,909 S	7/1984	Ferguson et al.
D275,394 S	9/1984	Ferguson et al.
D275,487 S	9/1984	Ferguson et al.
D286,157 S	10/1986	Mikado et al.
D289,169 S	4/1987	Mikado et al.
D289,170 S	4/1987	Mikado et al.
D318,474 S	7/1991	Reynolds
D323,508 S	1/1992	Hirshberg et al.
D332,265 S	1/1993	Osumi
D358,076 S	5/1995	Woller et al.
D359,290 S	6/1995	Takeuchi

D387,775 S	12/1997	Tekura	
5,830,021 A	* 11/1998	Takahashi et al.	440/88
D403,684 S	1/1999	Oishi	
D409,205 S	5/1999	Ohsumi et al.	
D412,911 S	8/1999	Iekura	
D418,519 S	1/2000	Iekura	
D421,444 S	3/2000	Hatch et al.	
D422,599 S	4/2000	Iekura et al.	
D428,616 S	* 7/2000	Iekura	D15/4

OTHER PUBLICATIONS

Advertising of Honda marine outboards at web address
www/honda-marine.com on Aug. 28, 2000.

Advertising of Mercury Marine outboards at web address
www.mercurymarine.com on Aug. 28, 2000.

Advertising of Suzuki marine outboards at web address
www/suzukimarine.com on Aug. 28, 2000.

Advertising of Yamaha marine outboards at web address
www.yamaha-motor.com on Aug. 28, 2000.

* cited by examiner

Primary Examiner—Melody N. Brown

(74) *Attorney, Agent, or Firm*—Pillsbury Winthrop LLP

(57) **CLAIM**

The ornamental design for an outboard cowling, as shown
and described.

DESCRIPTION

FIG. 1 is a perspective view of an outboard cowling in
accordance with the present invention.

FIG. 2 is a left side view of the outboard cowling shown in
FIG. 1, the right side view being a mirror image thereof.

FIG. 3 is a rear view of the outboard cowling shown in FIG.
1.

FIG. 4 is a front view of the outboard cowling shown in FIG.
1; and,

FIG. 5 is a top view of the outboard cowling shown in FIG.
1.

1 Claim, 3 Drawing Sheets

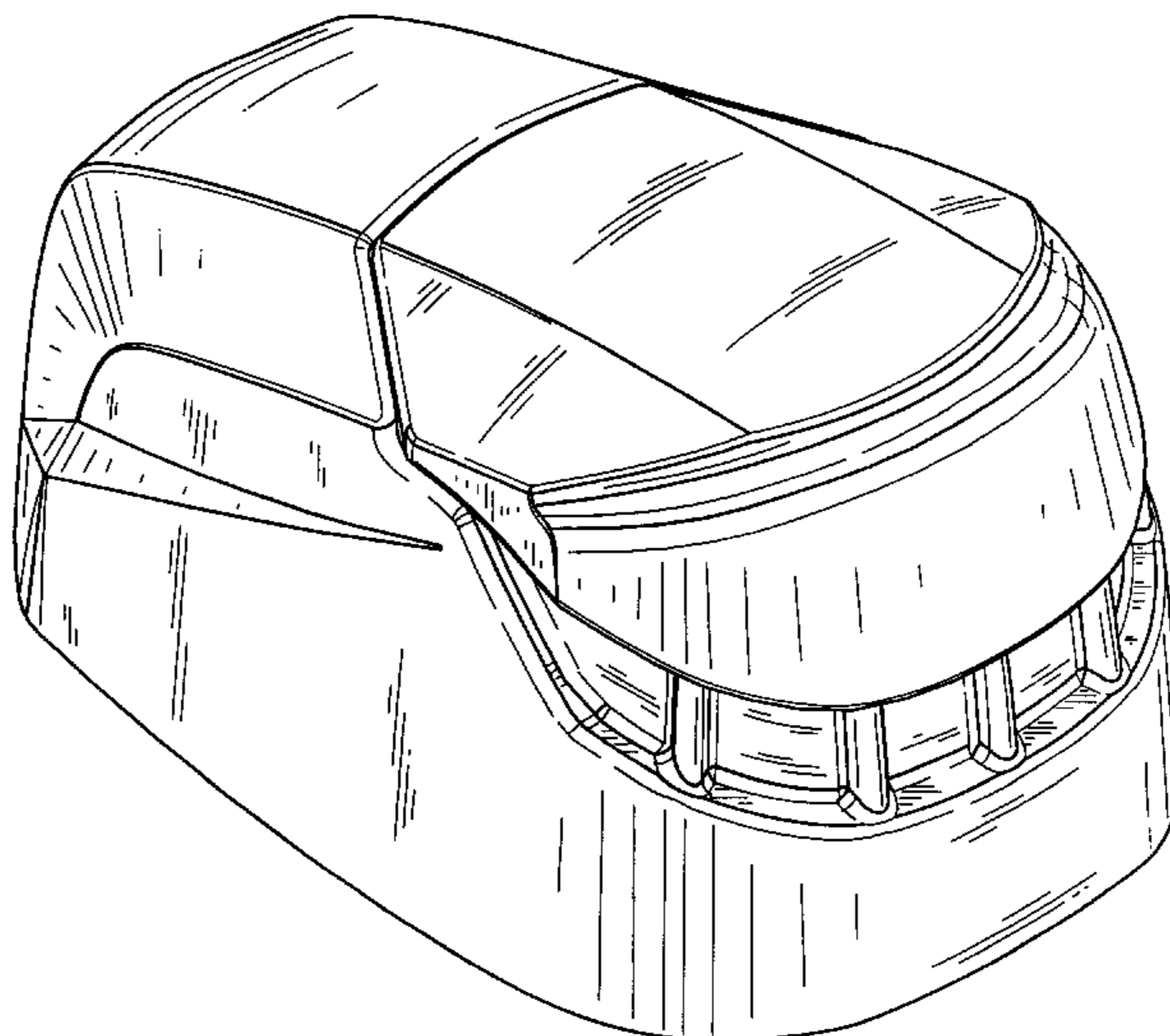


FIG. 1

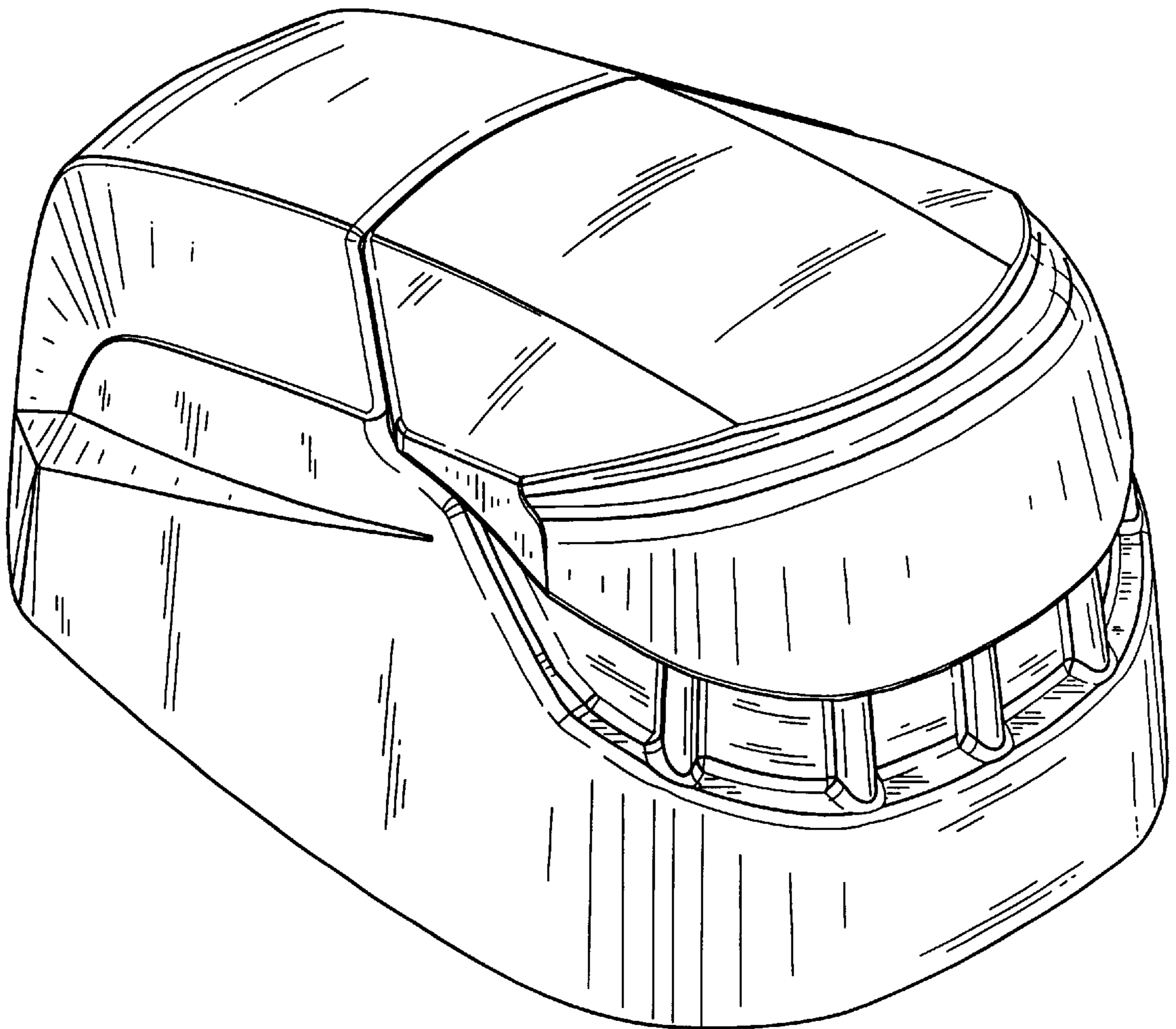


FIG. 2

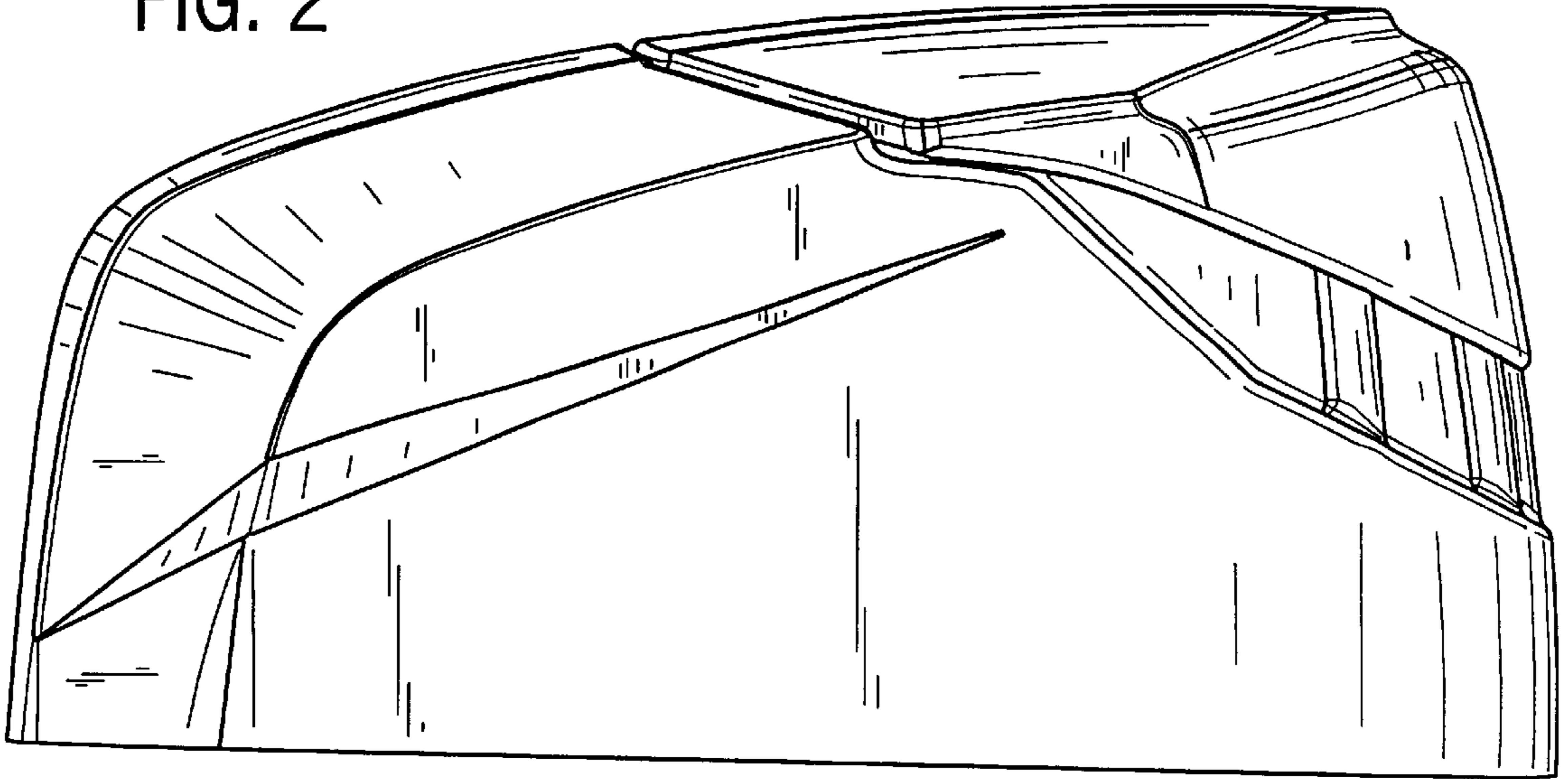


FIG. 3

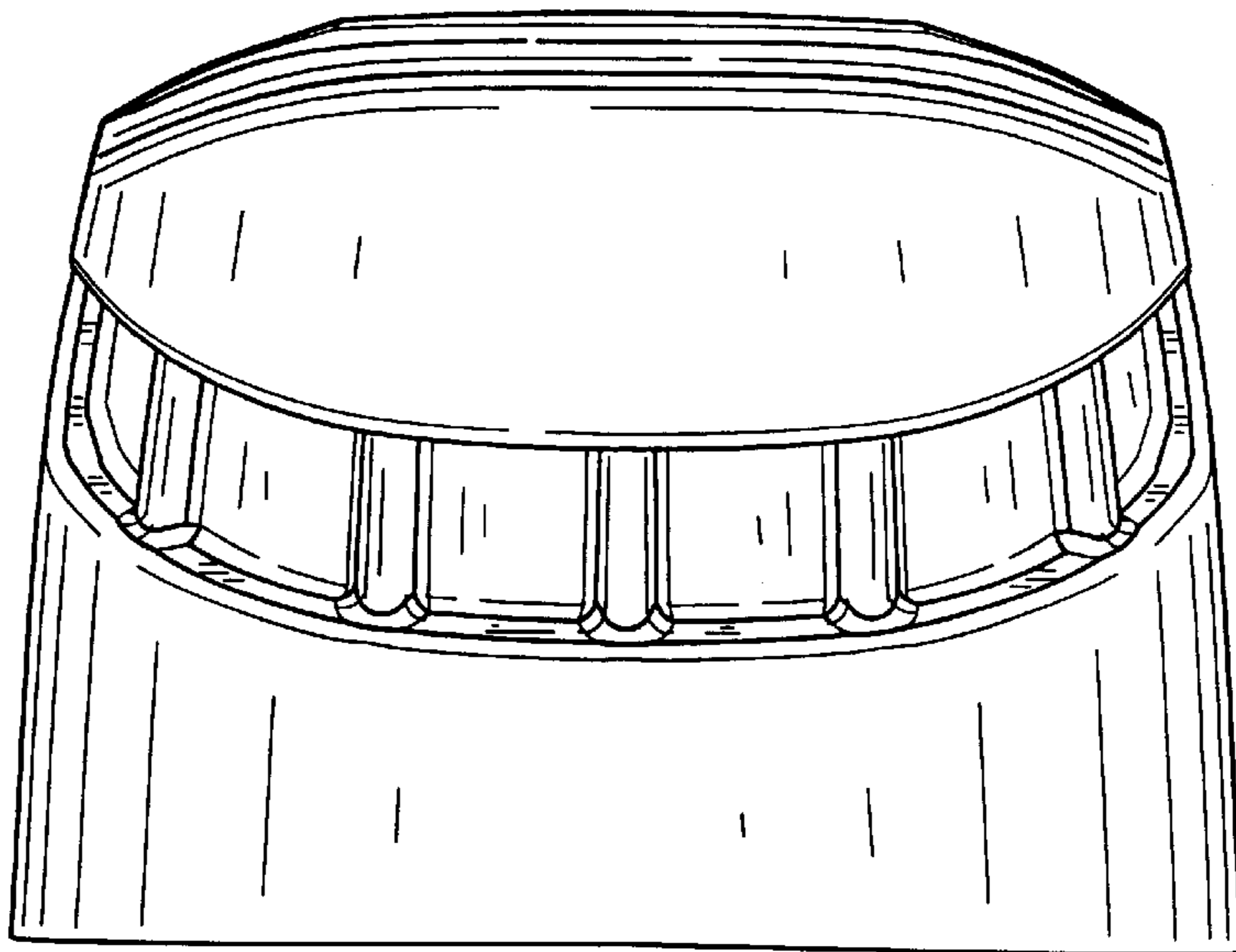


FIG. 4




FIG. 5

