



US00D453725S

(12) **United States Design Patent**
Brown et al.

(10) **Patent No.:** **US D453,725 S**

(45) **Date of Patent:** **** Feb. 19, 2002**

(54) **CUSTOM WHEEL**

(75) **Inventors:** **Larry P. Brown**, Altadena; **Frederick D. Brown**, Los Angeles, both of CA (US)

(73) **Assignee:** **Arelli Alloy Wheels, Inc.**, Los Angeles, CA (US)

(**) **Term:** **14 Years**

(21) **Appl. No.:** **29/145,504**

(22) **Filed:** **Jul. 23, 2001**

(51) **LOC (7) Cl.** **12-16**

(52) **U.S. Cl.** **D12/209**

(58) **Field of Search** D12/204-211;
301/37.1, 64.1, 65

(56) **References Cited**

U.S. PATENT DOCUMENTS

D403,291 S	*	12/1998	Cullen	D12/211
D432,481 S	*	10/2000	Brown	D12/209
D432,971 S	*	10/2000	Donikoglu	D12/209

D435,006 S	*	12/2000	Brown	D12/209
D438,166 S	*	2/2001	Noreiga	D12/211
D438,501 S	*	3/2001	Noriega	D12/209
D438,832 S	*	3/2001	Ong	D12/209
D438,834 S	*	3/2001	Ong	D12/211
D444,758 S	*	7/2001	Mendez	D12/211
D445,752 S	*	7/2001	Lee	D12/211

* cited by examiner

Primary Examiner—Stacia Cadmus

(74) *Attorney, Agent, or Firm*—Lyon & Lyon LLP

(57) **CLAIM**

The ornamental design for a custom wheel, as shown and described.


DESCRIPTION

FIG. 1 is a front elevational view of a custom wheel, showing our new design; and,

FIG. 2 is a perspective view thereof.

The broken line showing of environment is for illustrative purposes only and forms no part of the claimed design.

1 Claim, 2 Drawing Sheets






FIG. 1




FIG. 2