



US00D453722S

(12) **United States Design Patent**
Fitzgerald

(10) **Patent No.:** **US D453,722 S**

(45) **Date of Patent:** **** Feb. 19, 2002**

(54) **MOTOR VEHICLE WHEEL FRONT FACE**

(75) **Inventor:** **Kevin Fitzgerald**, Long Beach, CA
(US)

(73) **Assignee:** **KMC Products, Inc.**, Riverside, CA
(US)

(**) **Term:** **14 Years**

(21) **Appl. No.:** **29/125,531**

(22) **Filed:** **Jun. 26, 2000**

(51) **LOC (7) Cl.** **12-16**

(52) **U.S. Cl.** **D12/209**

(58) **Field of Search** D12/204-211;
301/37.1, 64.1, 65

D416,845 S	*	11/1999	Frueh	D12/209
D418,798 S	*	1/2000	Muzzarelli et al.	D12/211
D419,941 S	*	2/2000	Chung	D12/209
D432,067 S	*	10/2000	Tsai	D12/209
D432,068 S	*	10/2000	Fitzgerald	D12/209
D438,500 S	*	3/2001	Embrador	D12/209
D439,212 S	*	3/2001	Neeper	D12/211
D442,905 S	*	5/2001	Herrera	D12/209

* cited by examiner

Primary Examiner—Stacia Cadmus

(74) *Attorney, Agent, or Firm*—Dykema Gossett PLLC

(57) **CLAIM**

The ornamental design for a motor vehicle wheel front face, as shown and described.

DESCRIPTION

FIG. 1 is a front perspective view of a motor vehicle wheel front face showing my new design; and, FIG. 2 is a front elevational view of the wheel shown in FIG. 1.

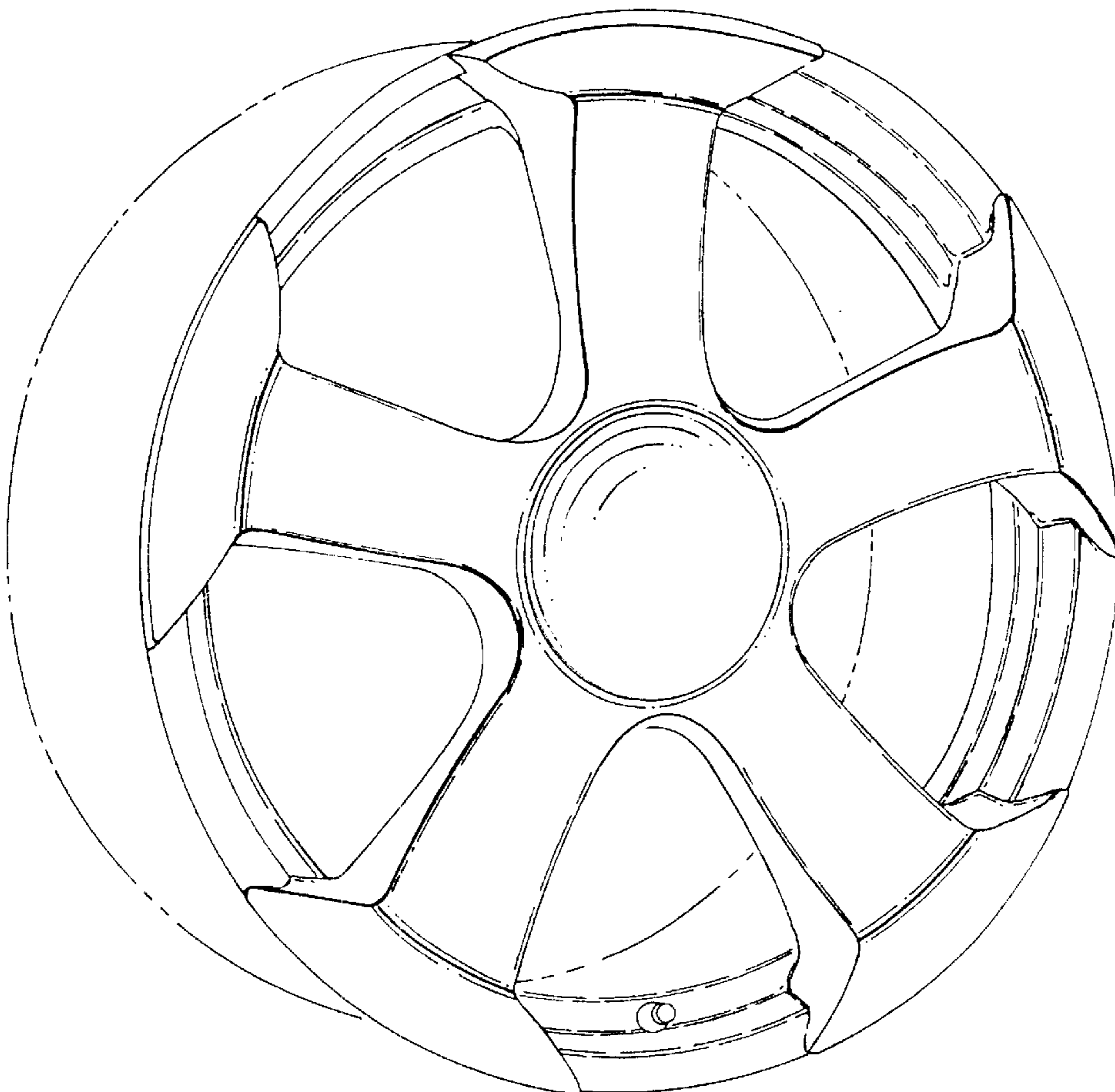
The phantom line showing of environment is for illustrative purposes only and forms no part of the claimed design.

(56) **References Cited**

U.S. PATENT DOCUMENTS

D52,594 S	*	10/1918	Walther	D12/209
D302,264 S	*	7/1989	Soederberg	D12/209
D350,523 S	*	9/1994	Mobius	D12/209
D378,670 S	*	4/1997	Echazabal et al.	D12/209
D403,288 S	*	12/1998	Cullen	D12/209
D411,501 S	*	6/1999	Cullen	D12/209

1 Claim, 2 Drawing Sheets



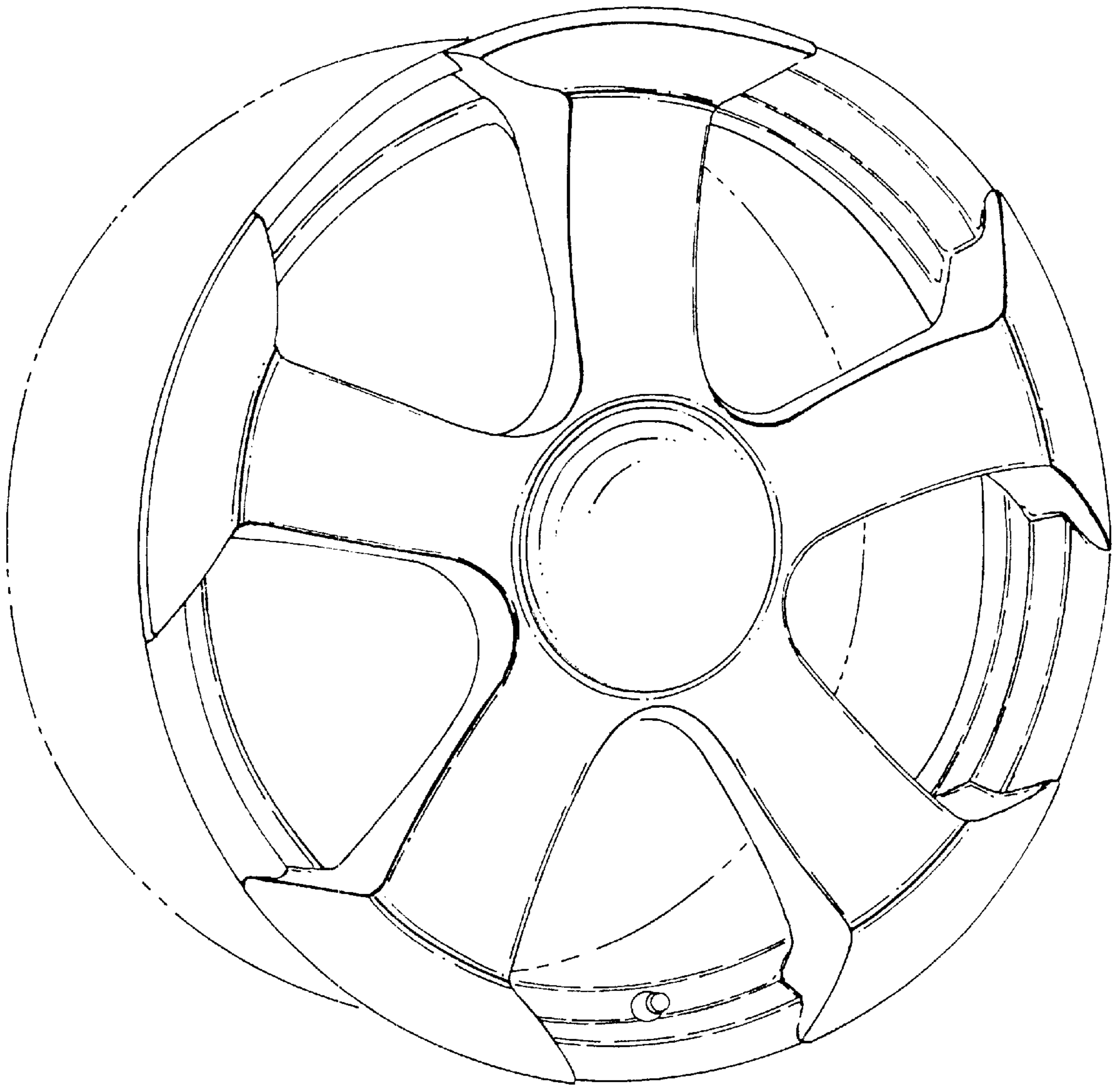


FIG. 1

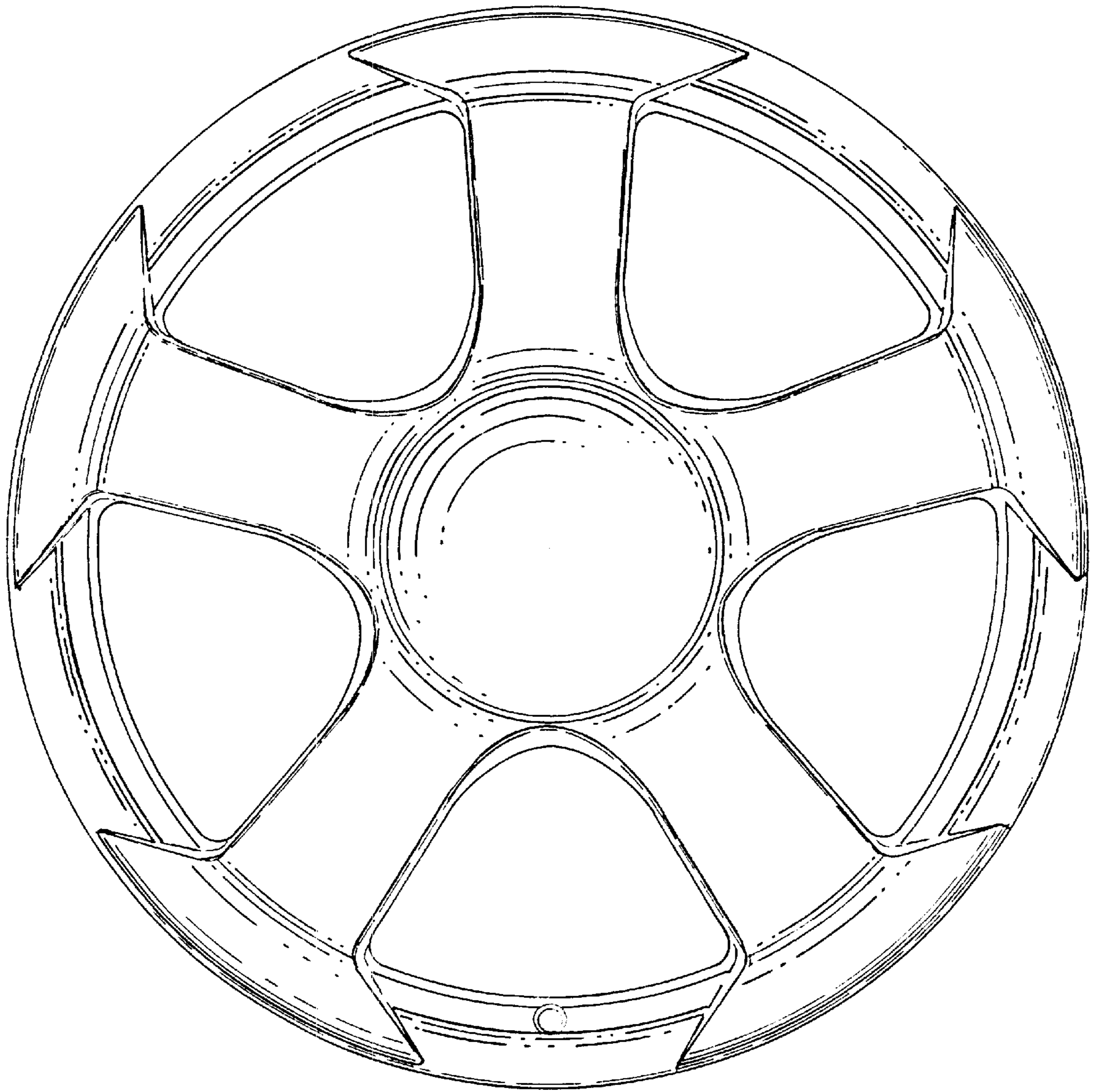


FIG. 2