



US00D453707S

(12) **United States Design Patent**  
**Wu**

(10) **Patent No.:** **US D453,707 S**

(45) **Date of Patent:** **\*\* Feb. 19, 2002**

(54) **OPENABLE SNOWMAN**

(75) Inventor: **Ming-Chuan Wu, Shijr (TW)**

(73) Assignee: **Chuei-Fa Chang, Shijr (TW)**

(\*\*) Term: **14 Years**

(21) Appl. No.: **29/139,251**

(22) Filed: **Mar. 28, 2001**

(51) **LOC (7) Cl.** ..... **11-05**

(52) **U.S. Cl.** ..... **D11/121; D11/122; D11/125;**  
**D11/128**

(58) **Field of Search** ..... **D11/117, 121,**  
**D11/122, 125, 128, 131, 157, 160; 428/7,**  
**13, 15, 16; 40/411-415, 421-424, 426,**  
**427**

(56) **References Cited**

**U.S. PATENT DOCUMENTS**

- D88,739 S \* 12/1932 Quinn ..... D11/122
- D157,235 S \* 2/1950 Brown ..... D11/128
- D169,096 S \* 3/1953 Petry ..... D11/12

- D169,123 S \* 3/1953 Butzko ..... D11/128
- D249,027 S \* 8/1978 Dibble ..... D11/128 X
- D398,258 S \* 9/1998 Lee ..... D11/121
- 6,210,762 B1 \* 4/2001 Pielow ..... 428/7

\* cited by examiner

*Primary Examiner*—Dominic Simone

(74) *Attorney, Agent, or Firm*—Bacon & Thomas, PLLC

(57) **CLAIM**

The ornamental design for a openable snowman, as shown.

**DESCRIPTION**


FIG. 1 is a front right perspective view of a openable snowman showing my new design;  
 FIG. 2 is a front perspective view thereof;  
 FIG. 3 is a rear perspective view thereof;  
 FIG. 4 is a right side elevation view thereof;  
 FIG. 5 is a left side elevation view thereof;  
 FIG. 6 is a top plan view thereof;  
 FIG. 7 is a bottom plan view thereof; and,  
 FIG. 8 is a openable plan view thereof.

**1 Claim, 5 Drawing Sheets**







*FIG. 1*




*FIG. 2*




*FIG. 3*



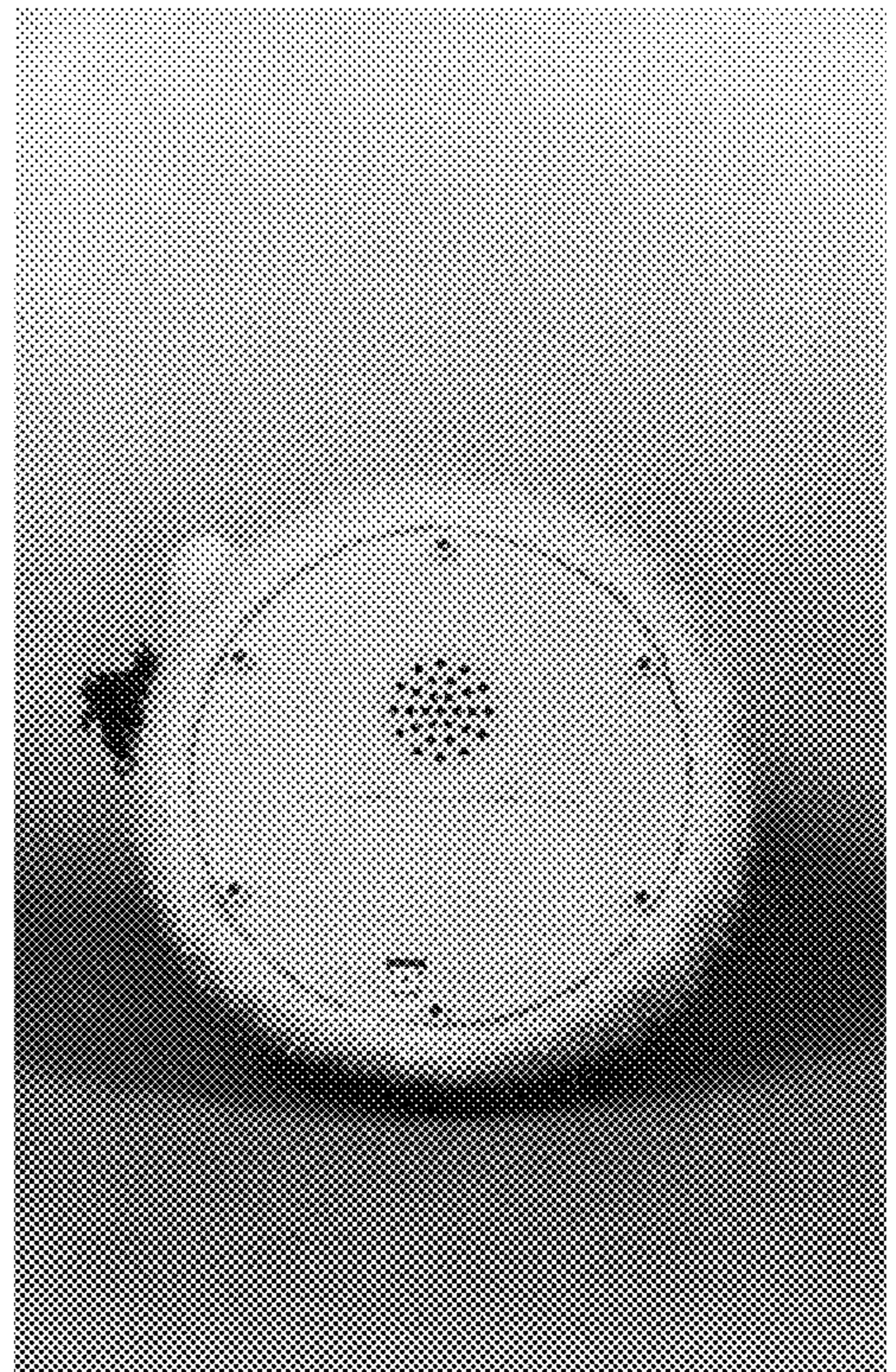
*FIG. 4*



*FIG. 5*



*FIG. 6*



*FIG. 7*



*FIG. 8*