



US00D453702S

(12) **United States Design Patent**
Hill

(10) **Patent No.:** **US D453,702 S**

(45) **Date of Patent:** **** Feb. 19, 2002**

(54) **SPHERICAL FLASHLIGHT PENDANT**

(75) **Inventor:** **Steven Gene Hill**, Menlo Park, CA
(US)

(73) **Assignee:** **Pumpkin Ltd.**, Denver, CO (US)

(**) **Term:** **14 Years**

(21) **Appl. No.:** **29/129,420**

(22) **Filed:** **Sep. 15, 2000**

(51) **LOC (7) Cl.** **11-01**

(52) **U.S. Cl.** **D11/7**

(58) **Field of Search** D11/1, 7, 43-44,
D11/40, 48, 50, 57, 65, 74, 79, 80, 81,
82, 95-99, 100, 104, 107; 63/1.11, 2, 18-20,
13, 23; D26/37, 49, 60; D3/207-209

(56) **References Cited**

U.S. PATENT DOCUMENTS

306,032 A * 9/1884 Pine 63/23

1,477,236 A * 12/1923 Ballou, Jr. D11/7
2,784,512 A * 3/1957 Goodwin D9/519
D398,774 S * 9/1998 Yu D3/207
D411,132 S * 6/1999 Hornsby et al. D11/79

* cited by examiner

Primary Examiner—Ralf Seifert

(74) *Attorney, Agent, or Firm*—Timothy J. Martin; Michael
R. Henson; Mark H. Weygandt

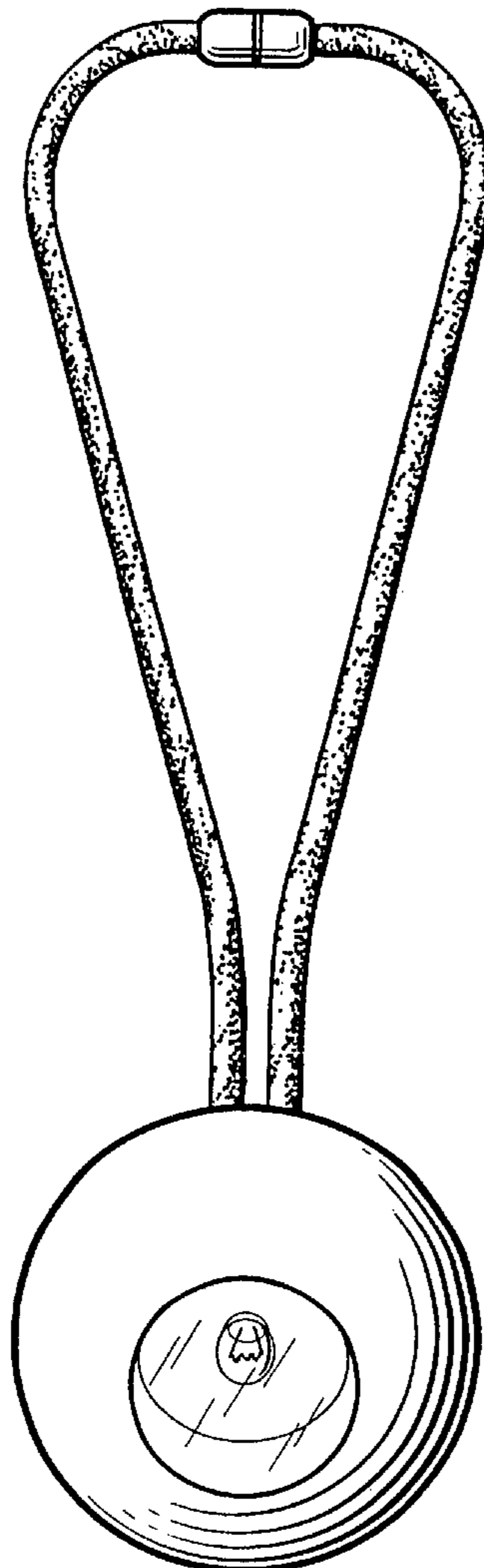
(57) **CLAIM**

The ornamental design for a spherical flashlight pendant, as
shown.

DESCRIPTION

FIG. 1 is a front elevational view thereof;
FIG. 2 is a right side elevational view thereof;
FIG. 3 is a rear elevational view thereof;
FIG. 4 is a top plan view thereof; and,
FIG. 5 is a bottom plan view thereof.

1 Claim, 2 Drawing Sheets



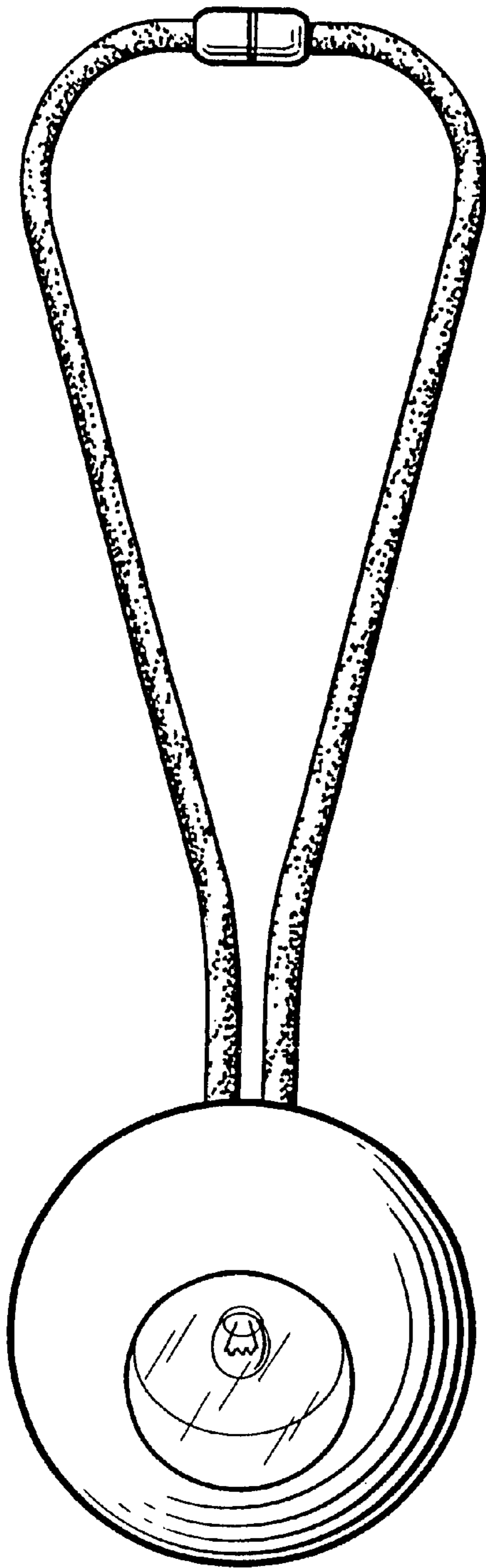


FIG. 1




FIG. 2

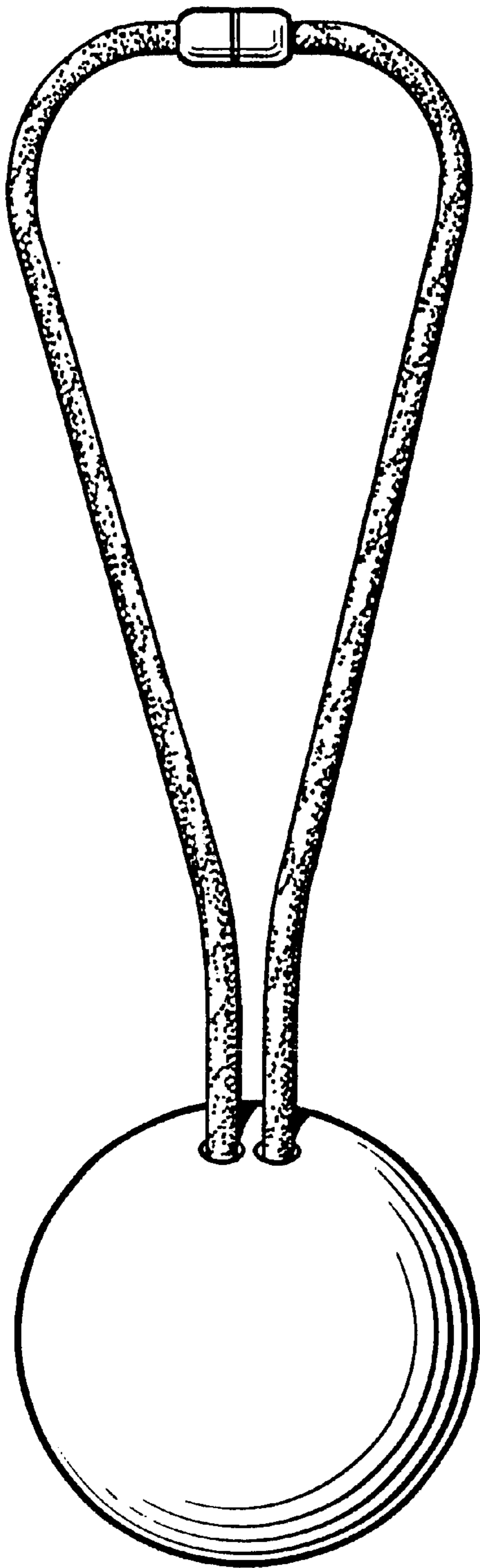


FIG. 3

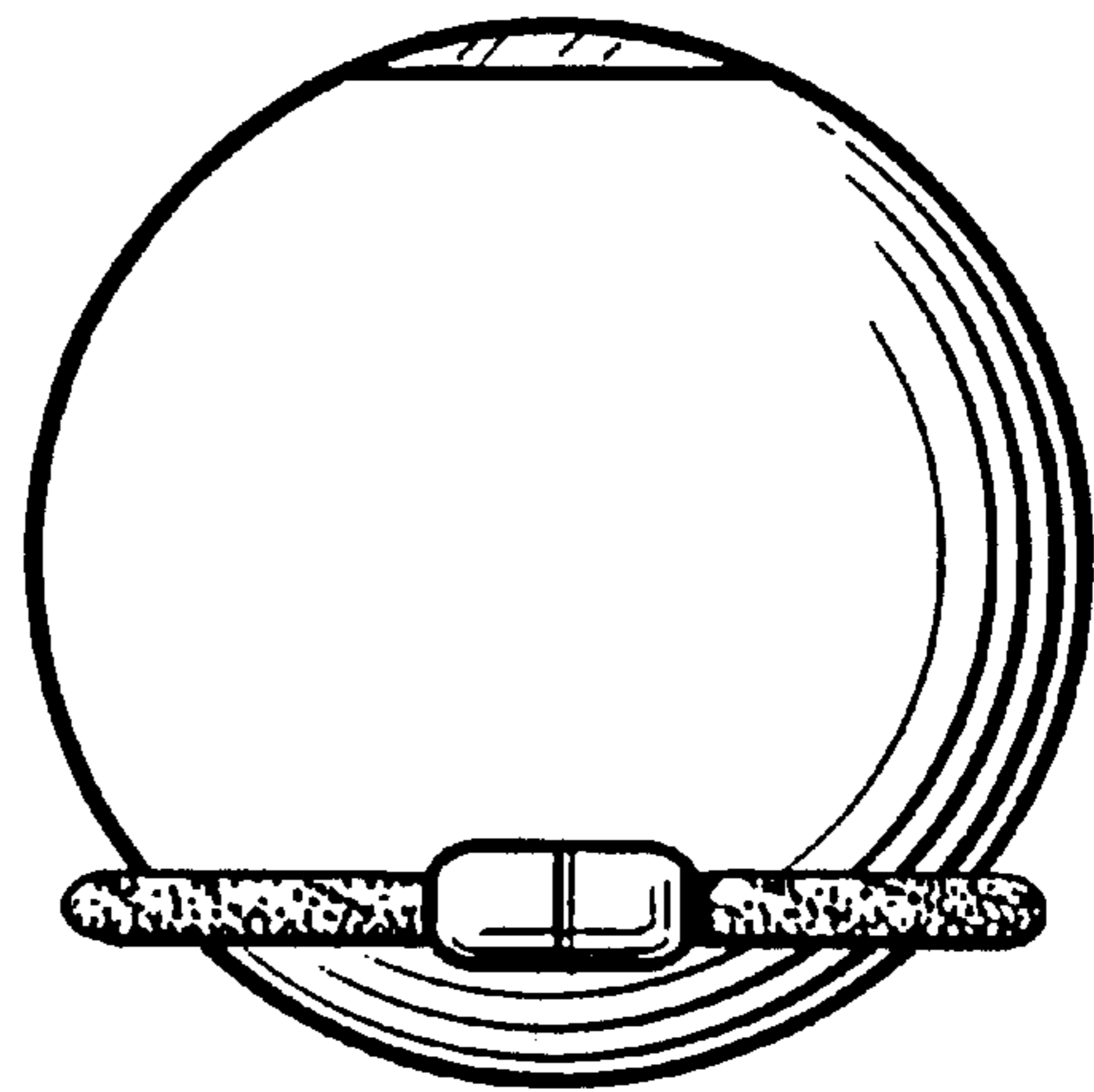


FIG. 4




FIG. 5