



US00D453688S

(12) **United States Design Patent**
Bodino

(10) **Patent No.:** **US D453,688 S**

(45) **Date of Patent:** **** Feb. 19, 2002**

(54) **WRISTWATCH**

D422,513 S * 4/2000 Bodino D10/32
D447,702 S * 9/2001 Bodino D10/32

(75) Inventor: **Giampiero Bodino**, Milan (IT)

* cited by examiner

(73) Assignee: **Gucci (Neuchatel) SA**, Neuchatel (CH)

Primary Examiner—Nelson C. Holtje

(**) Term: **14 Years**

(74) *Attorney, Agent, or Firm*—Sughrue Mion, PLLC

(21) Appl. No.: **29/135,394**

(57) **CLAIM**

(22) Filed: **Jan. 12, 2001**

The ornamental design for a wristwatch, as shown.

(30) **Foreign Application Priority Data**

DESCRIPTION

Aug. 24, 2000 (XH) DMA/005 014

FIG. 1 is a perspective view of the front and right side of a wristwatch showing my new design;

(51) **LOC (7) Cl.** **10-02**

FIG. 2 is a front elevational view thereof;

(52) **U.S. Cl.** **D10/32**

FIG. 3 is a rear elevational view thereof;

(58) **Field of Search** D10/1-39, 122-132;
368/276-277, 285, 281-282; D11/3-25;
63/1.11, 3, 5, 11

FIG. 4 is a right side elevational view thereof;

FIG. 5 is a left side elevational view thereof;

(56) **References Cited**

FIG. 6 is an end elevational view of one end thereof; and,

FIG. 7 is an end elevational view of an opposite end thereof.

U.S. PATENT DOCUMENTS

D412,445 S * 8/1999 Bodino D10/32

1 Claim, 2 Drawing Sheets




FIG. 1



FIG. 2




FIG. 3




FIG. 4




FIG. 6




FIG. 5




FIG. 7

