



US00D453685S

(12) **United States Design Patent**
Lane et al.

(10) **Patent No.:** **US D453,685 S**

(45) **Date of Patent:** **** Feb. 19, 2002**

(54) **CONTAINER SHOULDER**

(75) Inventors: **Michael T. Lane**, Brooklyn; **Mark A. Chapman**, Howell, both of MI (US)

(73) Assignee: **Schmalbach-Lubeca AG** (DE)

(**) Term: **14 Years**

(21) Appl. No.: **29/123,846**

(22) Filed: **May 24, 2000**

(51) **LOC (7) Cl.** **09-01**

(52) **U.S. Cl.** **D9/552**

(58) **Field of Search** D9/307, 516, 520,
D9/538, 539, 542, 545, 549, 552, 565,
558, 554, 567, 574, 429, 435, 434, 444,
451, 452, 453, 454; 215/381-384, 396,
398; D7/511

(56) **References Cited**

U.S. PATENT DOCUMENTS

D145,512 S	*	9/1946	Derham	D9/452
D155,260 S	*	9/1949	Baron	D9/452
D212,276 S	*	9/1968	Lodding	D9/538
D366,613 S	*	1/1996	Fultz	D9/429
D377,904 S	*	2/1997	Hestehave et al.	D9/552
D386,088 S	*	11/1997	Satoh	D9/536
D387,284 S	*	12/1997	Briggs et al.	D9/552
5,758,790 A	*	6/1998	Ewing, Jr.	215/384
5,785,197 A	*	7/1998	Slat	215/375

D406,065 S	*	2/1999	Cheng	D9/552
D412,441 S	*	8/1999	Cheng et al.	D9/552
D415,681 S	*	10/1999	Yourist	D9/434
D429,156 S	*	8/2000	Williams et al.	D9/520
D429,166 S	*	8/2000	Ogg	D9/552
D432,019 S	*	10/2000	Steward	D9/538
D435,219 S	*	12/2000	Williams et al.	D9/538
D438,758 S	*	3/2001	Tal et al.	D7/510
D439,111 S	*	3/2001	Tal et al.	D7/511
D439,166 S	*	3/2001	Denner et al.	D9/538
D440,829 S	*	4/2001	Brown	D7/629
6,213,326 B1	*	4/2001	Denner et al.	215/383

* cited by examiner

Primary Examiner—B. J. Bullock

Assistant Examiner—Carol Rademaker

(74) *Attorney, Agent, or Firm*—Harness, Dickey & Pierce, P.L.C.

(57) **CLAIM**

The ornamental design of a container shoulder, as shown and described.

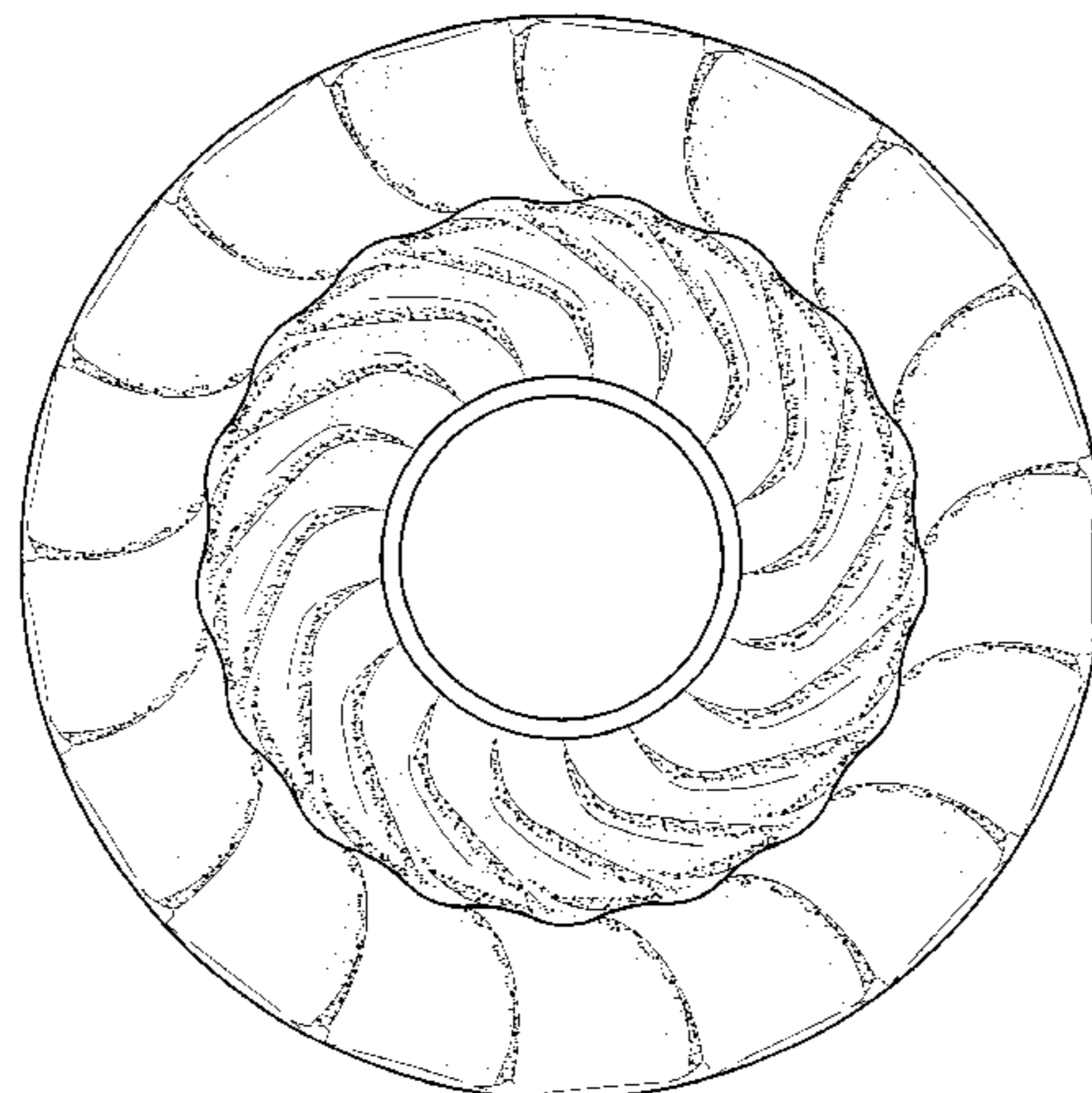
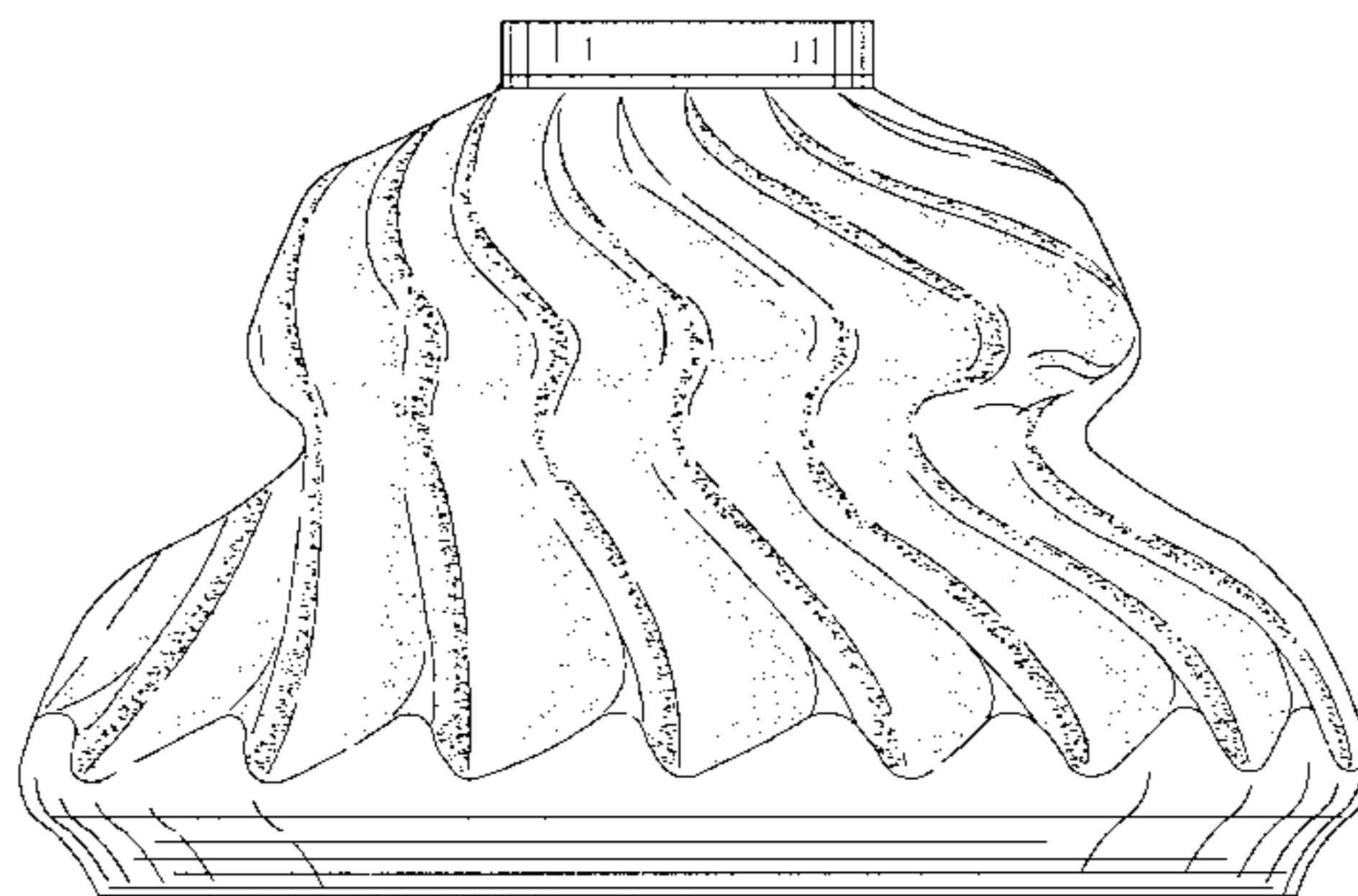
DESCRIPTION

FIG. 1 is a side elevation view of a container shoulder according to the present invention; and,

FIG. 2 is a top plan view of the container shoulder according to the present invention.

The broken line portions of the drawings are shown for illustrative purposes and form no part of the claimed design.

1 Claim, 2 Drawing Sheets



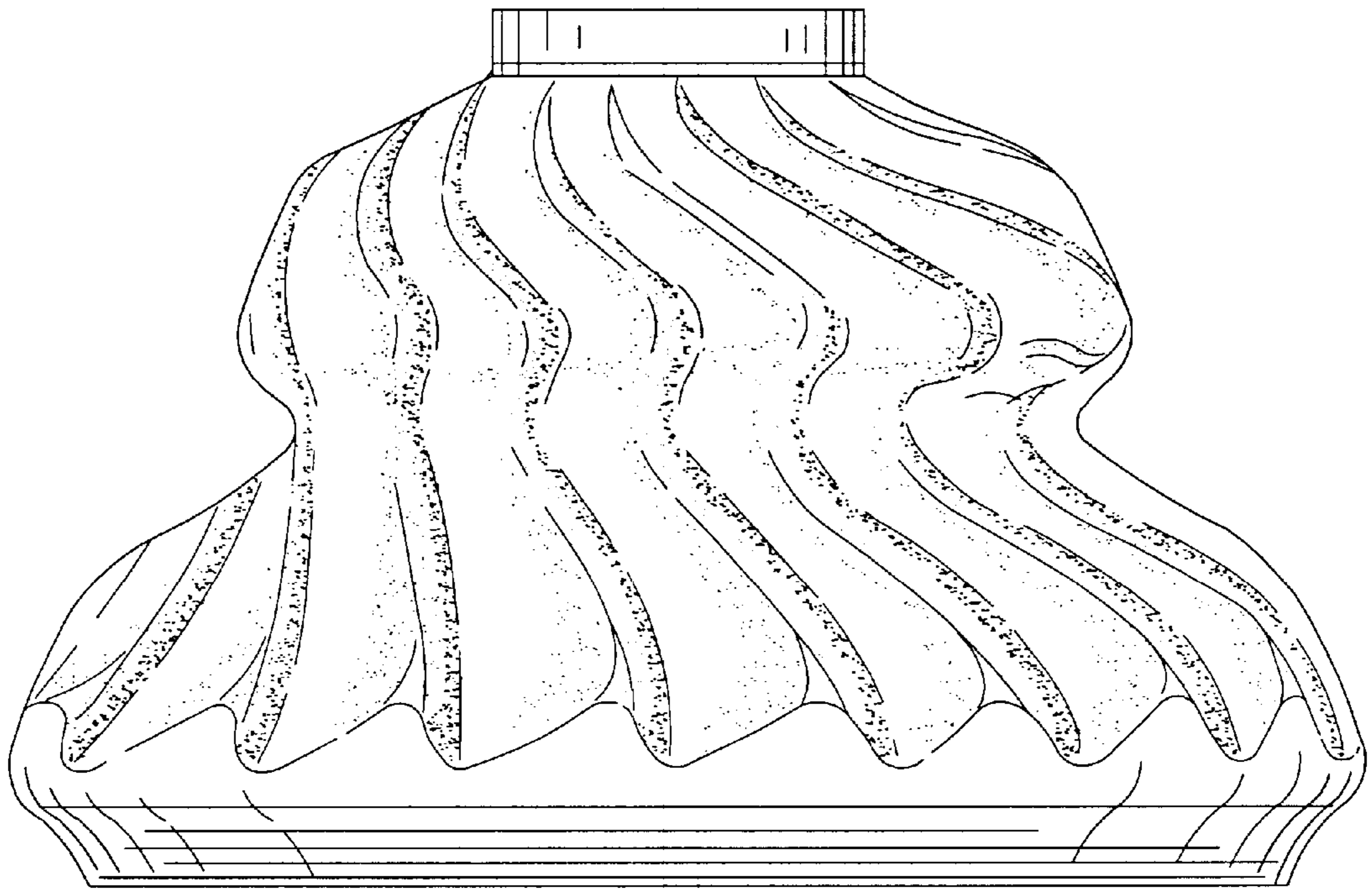


Figure - 1

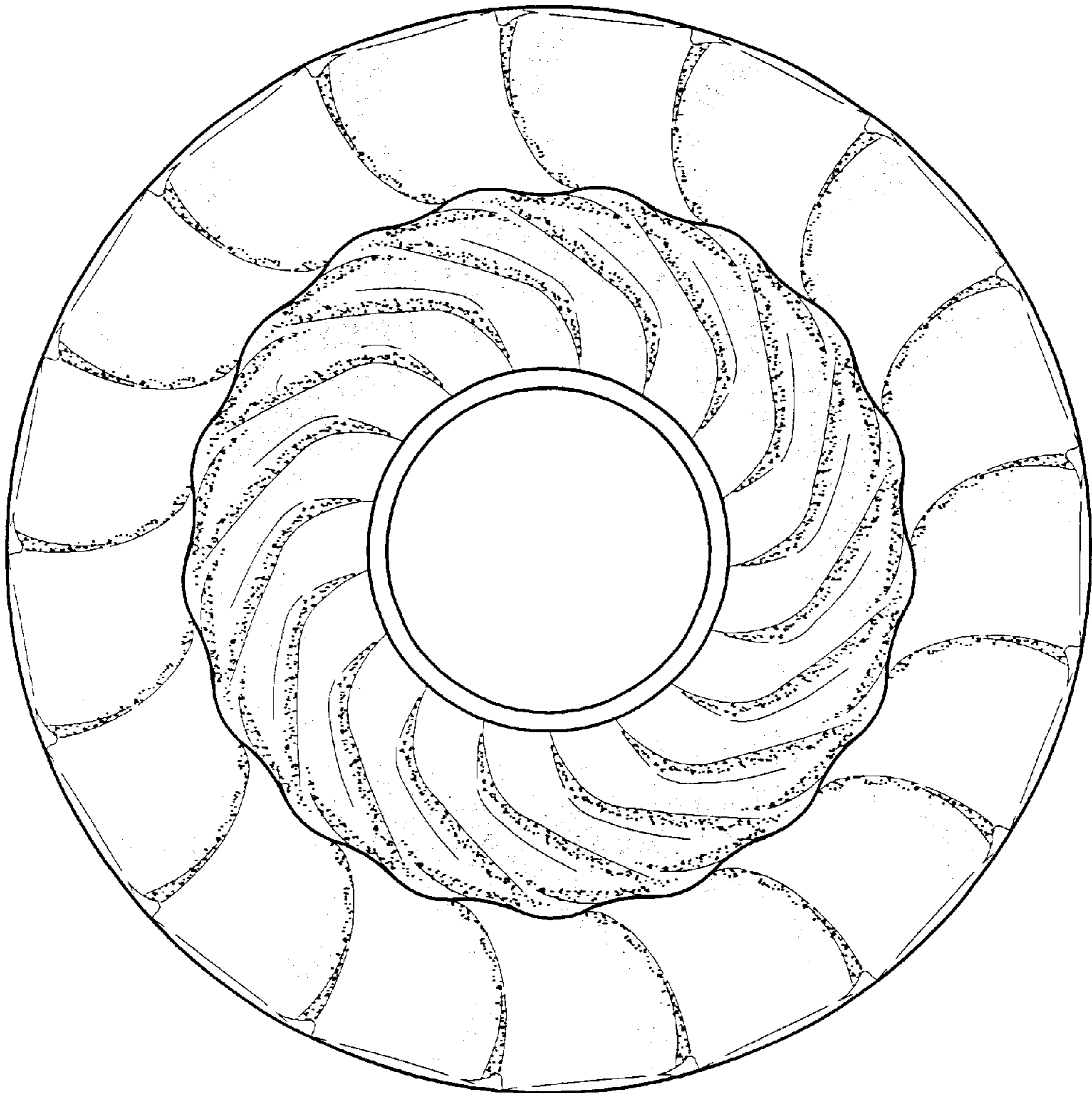


Figure - 2