



US00D453678S

(12) **United States Design Patent**  
**McMullen**

(10) **Patent No.:** **US D453,678 S**

(45) **Date of Patent:** **\*\* Feb. 19, 2002**

(54) **ICE BLOCKER**

D418,403 S \* 1/2000 Cline ..... D8/499

(75) Inventor: **Brion P. McMullen**, Mechanicsburg,  
PA (US)

\* cited by examiner

(73) Assignee: **Iceblox, Inc.**, Mechanisburg, PA (US)

*Primary Examiner*—Jennifer Rivard

(\*\*) Term: **14 Years**

(74) *Attorney, Agent, or Firm*—Sughrue Mion, PLLC

(21) Appl. No.: **29/143,785**

(57) **CLAIM**

(22) Filed: **Jun. 21, 2001**

The ornamental design for an ice blocker, as shown and described.

(51) **LOC (7) Cl.** ..... **08-99**

**DESCRIPTION**

(52) **U.S. Cl.** ..... **D8/499**

FIG. 1 is a perspective view of the top, front and right side of an ice blocker showing my new design;

(58) **Field of Search** ..... D8/499; 52/24,  
52/25, 26, 98


FIG. 2 is a front elevational view thereof;  
FIG. 3 is a rear elevational view thereof;  
FIG. 4 is a right side elevational view thereof, the opposite side being a mirror image thereof;  
FIG. 5 is a top plan view thereof; and,  
FIG. 6 is a bottom plan view thereof.


(56) **References Cited**

**U.S. PATENT DOCUMENTS**


D254,051 S \* 1/1980 Zaleski ..... D8/499  
5,664,374 A \* 9/1997 Lee ..... 52/24

**1 Claim, 6 Drawing Sheets**






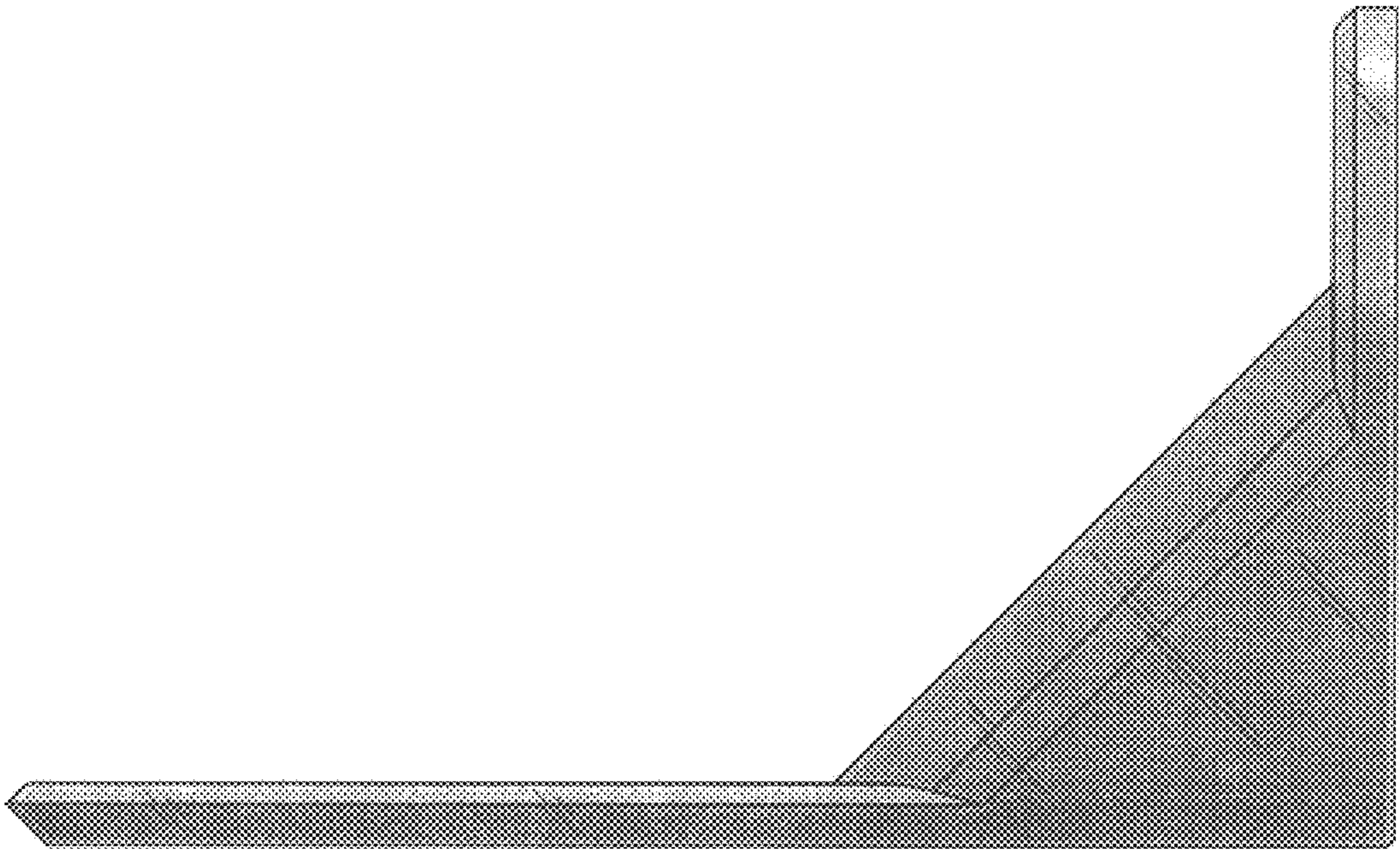
*Fig. 1*




*Fig. 2*




*Fig. 3*



*Fig. 4*



*Fig. 5*



*Fig. 6*