



US00D453670S

(12) **United States Design Patent**  
**Levinson**

(10) **Patent No.:** **US D453,670 S**

(45) **Date of Patent:** **\*\* Feb. 19, 2002**

(54) **DICING BLADE**

6,250,295 B1 \* 6/2001 Chanton et al. .... 125/15  
6,277,017 B1 \* 8/2001 Ji ..... 125/15

(75) Inventor: **Gideon Levinson, Mitzpe Adi (IL)**

\* cited by examiner

(73) Assignee: **Kulicke & Soffa Investments, Inc.,  
Wilmington, DE (US)**

*Primary Examiner*—Antoine Duval Davis  
(74) *Attorney, Agent, or Firm*—Dennison, Scheiner &  
Schultz

(\*\*) Term: **14 Years**

(21) Appl. No.: **29/138,364**

(57) **CLAIM**

(22) Filed: **Mar. 13, 2001**

The ornamental design for a dicing blade, as shown and described.

(30) **Foreign Application Priority Data**

Jan. 1, 2001 (IL) ..... 34595

**DESCRIPTION**

(51) **LOC (7) Cl.** ..... **08-01**

(52) **U.S. Cl.** ..... **D8/70; D15/139**

(58) **Field of Search** ..... **D15/133; D8/70;**  
**125/5, 9, 10, 13.01; 451/5, 8, 9, 25**

FIG. 1 is a perspective view of a dicing blade showing my new design;

FIG. 2 is a front elevational view thereof; and,

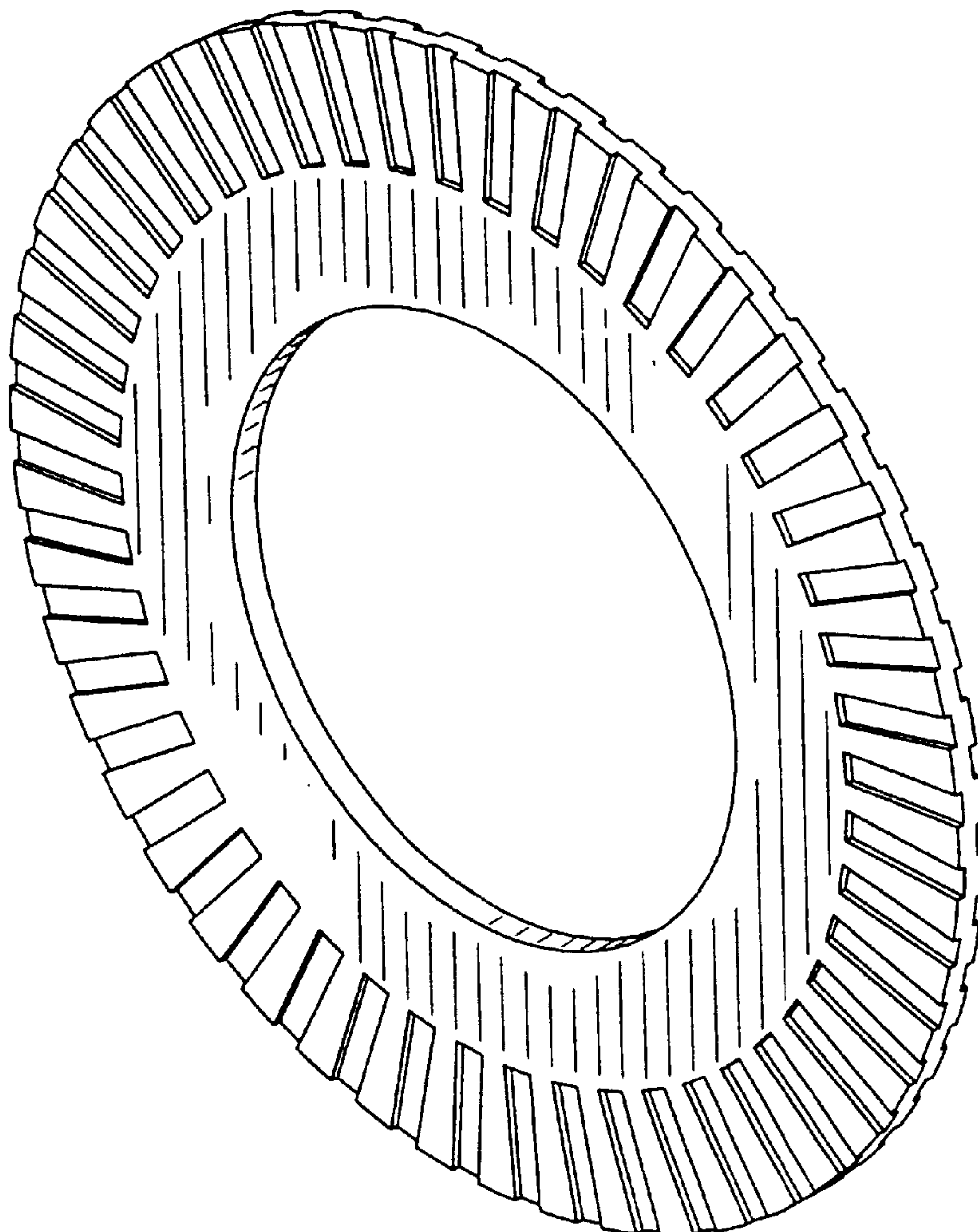
FIG. 3 is a side elevational view thereof.

(56) **References Cited**

**U.S. PATENT DOCUMENTS**

5,479,911 A \* 1/1996 Levinson et al. .... 125/15

**1 Claim, 2 Drawing Sheets**



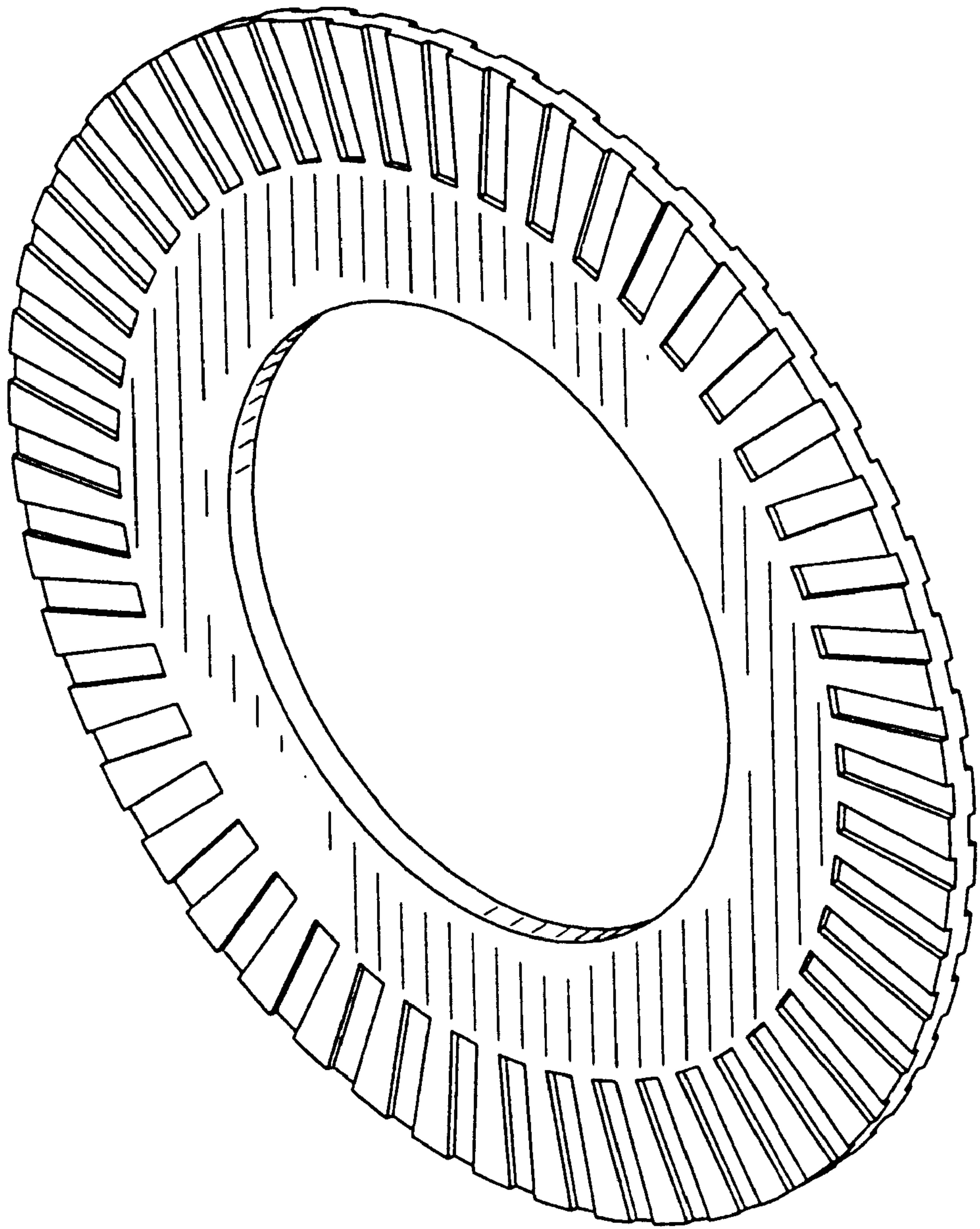


FIG.1



FIG. 3

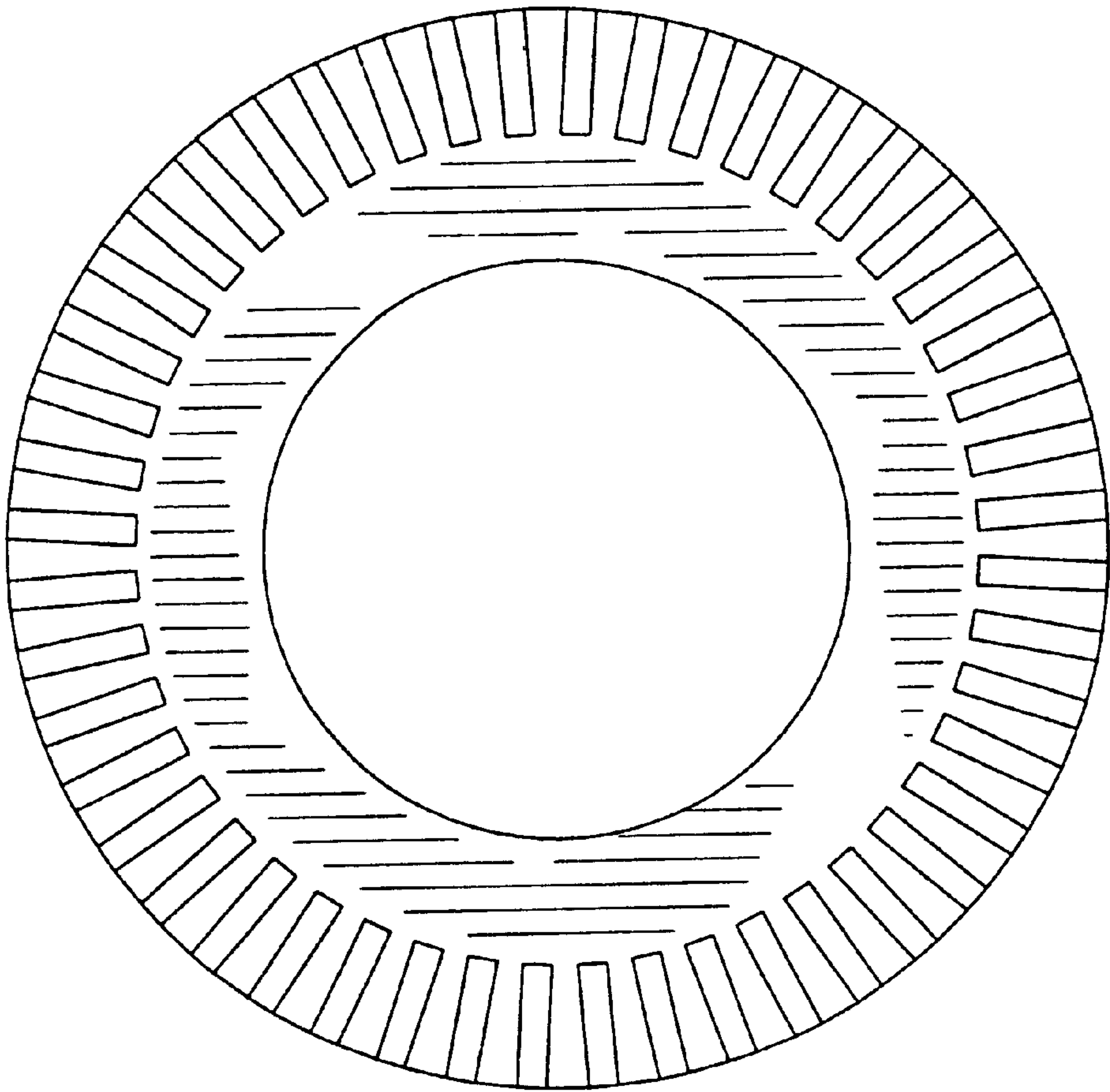


FIG. 2