



US00D453659S

(12) **United States Design Patent**
Kapellas et al.

(10) **Patent No.:** **US D453,659 S**

(45) **Date of Patent:** **** Feb. 19, 2002**

(54) **SCALLOPED BREAD TUBE**

D330,149 S * 10/1992 Weimer D7/672
D397,588 S * 9/1998 Mishan D7/672

(75) Inventors: **Gwendolyn Kapellas**, Plainfield, IL
(US); **Nigel Wang**, Taiwan (KR)

OTHER PUBLICATIONS

(73) Assignee: **The Pampered Chef, Ltd.**, Addison, IL
(US)

Betty Crocker Making A Home Housewares Catalog;
Page—Back of the order form; Item J—Canape Set
#5913M3; Scalloped bread tube bottom left.*

(**) Term: **14 Years**

* cited by examiner

(21) Appl. No.: **29/119,344**

Primary Examiner—Caron D. Veynar

(22) Filed: **Feb. 28, 2000**

(74) *Attorney, Agent, or Firm*—Olson & Hierl, Ltd.

(51) **LOC (7) Cl.** **07-02**

(52) **U.S. Cl.** **D7/354**

(58) **Field of Search** D7/323, 354–361,
D7/368, 672, 677; 99/324, 340, 357, 426;
220/573.1, 573.2; 249/52

(57) **CLAIM**

The ornamental design for a scalloped bread tube, as shown
and described.

(56) **References Cited**

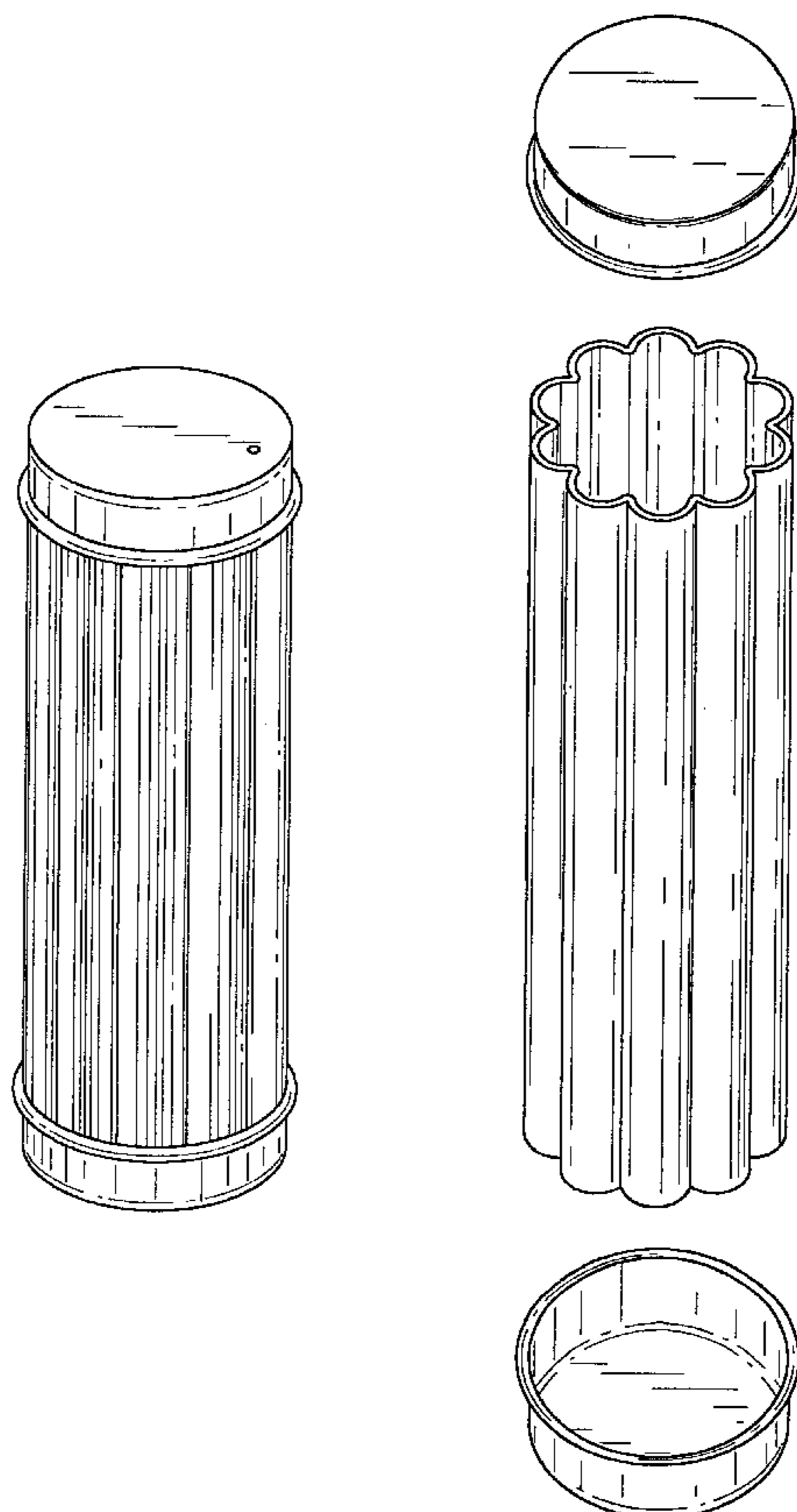
DESCRIPTION

U.S. PATENT DOCUMENTS

| | | | | | |
|-------------|---|---------|--------------|-------|--------|
| D26,934 S | * | 4/1897 | Mullins | | D7/359 |
| D26,935 S | * | 4/1897 | Mullins | | D7/359 |
| 791,443 A | * | 6/1905 | Andresen | | 99/431 |
| 1,446,513 A | * | 2/1923 | Morris | | 30/301 |
| D82,215 S | * | 10/1930 | Fontana | | D7/677 |
| D130,479 S | * | 11/1941 | Baker | | D7/677 |
| D171,887 S | * | 4/1954 | Goldschmidt | | D7/672 |
| D221,399 S | * | 8/1971 | Melling | | D7/677 |
| D235,404 S | * | 6/1975 | Swett et al. | | D7/677 |

FIG. 1 is a perspective view of a scalloped bread tube showing our new design;
FIG. 2 is a front elevational view of the FIG. 1 design, the rear view being a mirror image;
FIG. 3 is a side elevational view of the FIG. 1 design;
FIG. 4 is an opposite side elevational view of the FIG. 1 design;
FIG. 5 is a top plan view of the FIG. 1 design;
FIG. 6 is a bottom plan view of the FIG. 1 design;
FIG. 7 is an exploded view of the FIG. 1; and,
FIG. 8 is a top plan view of FIG. 1 without the top cover.

1 Claim, 2 Drawing Sheets






FIG. 1




FIG. 2

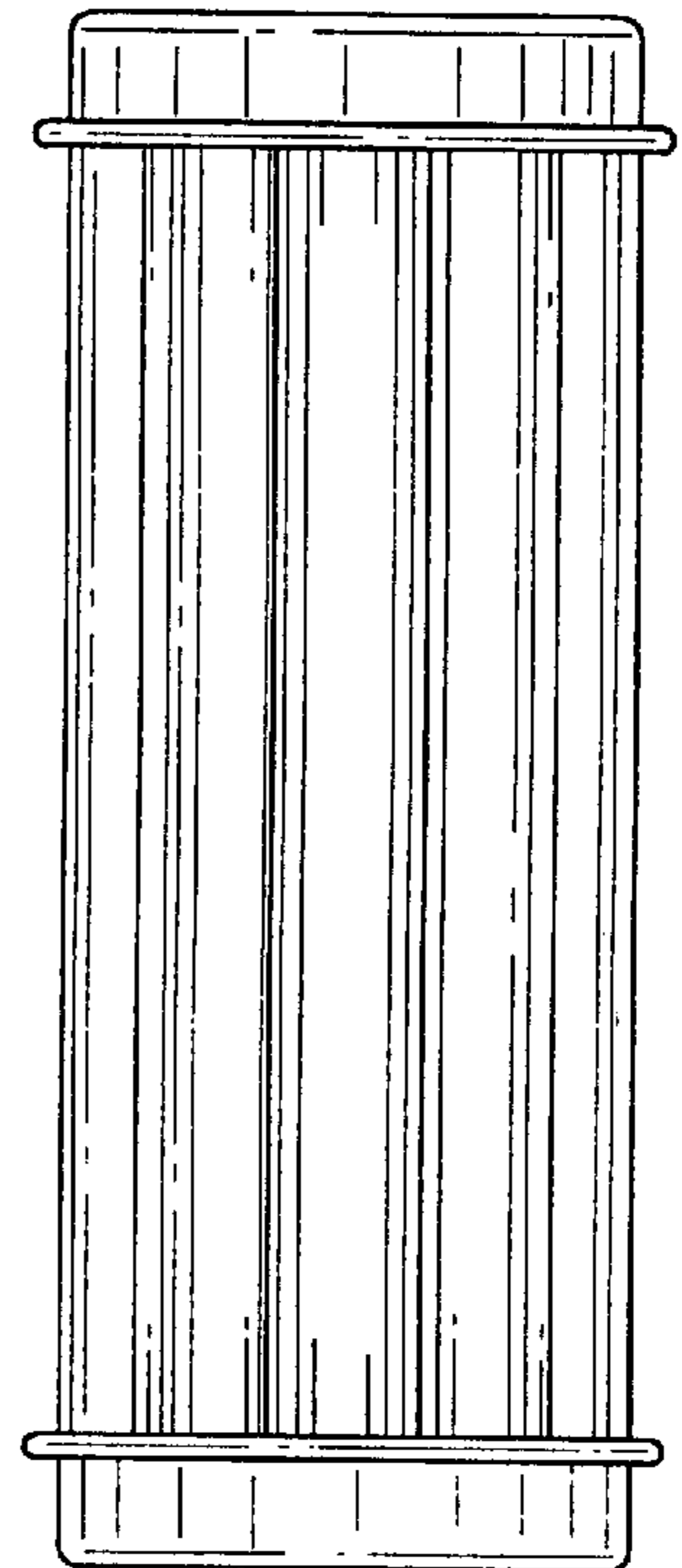


FIG. 3




FIG. 4

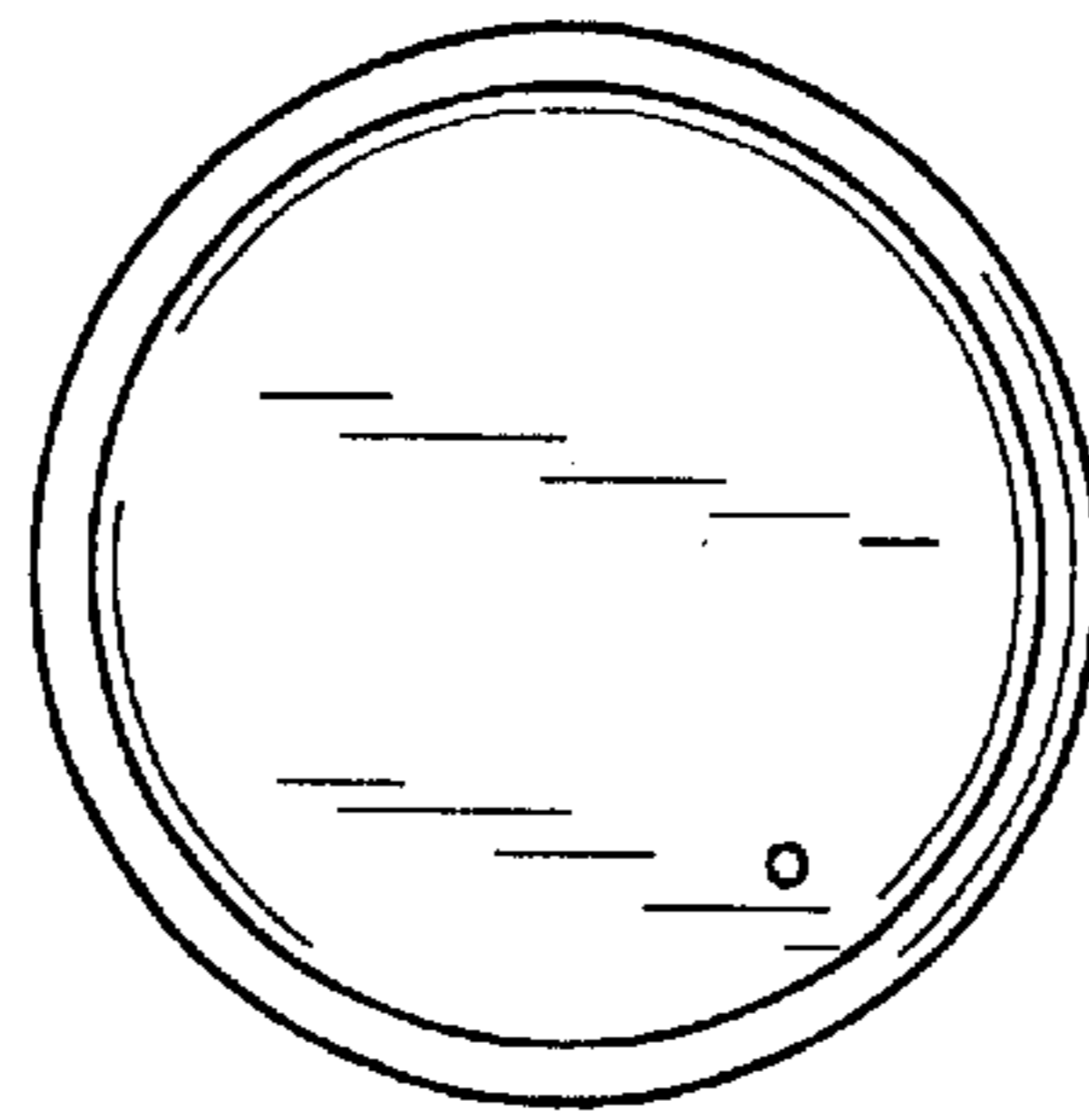


FIG. 5

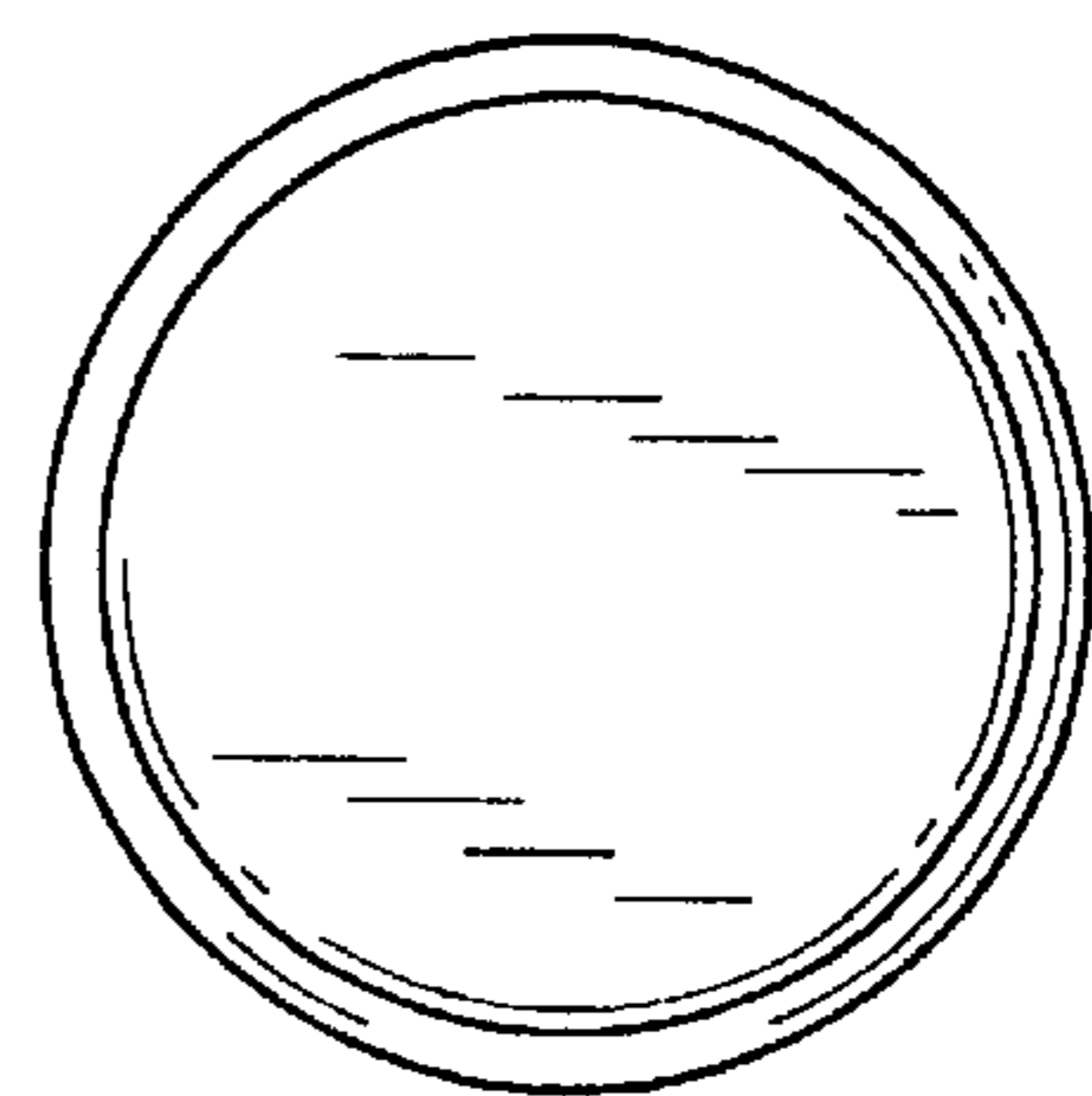


FIG. 6

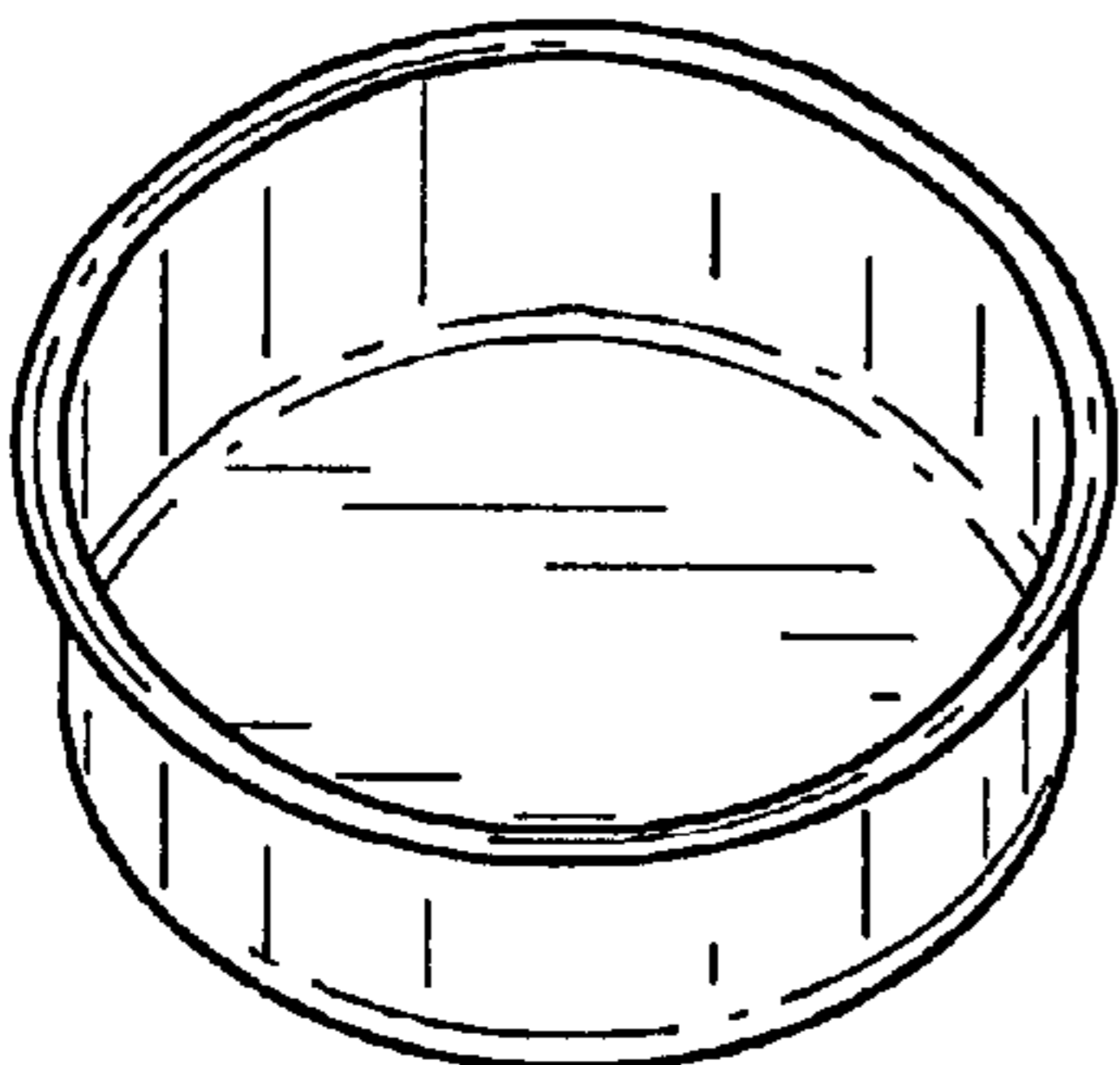

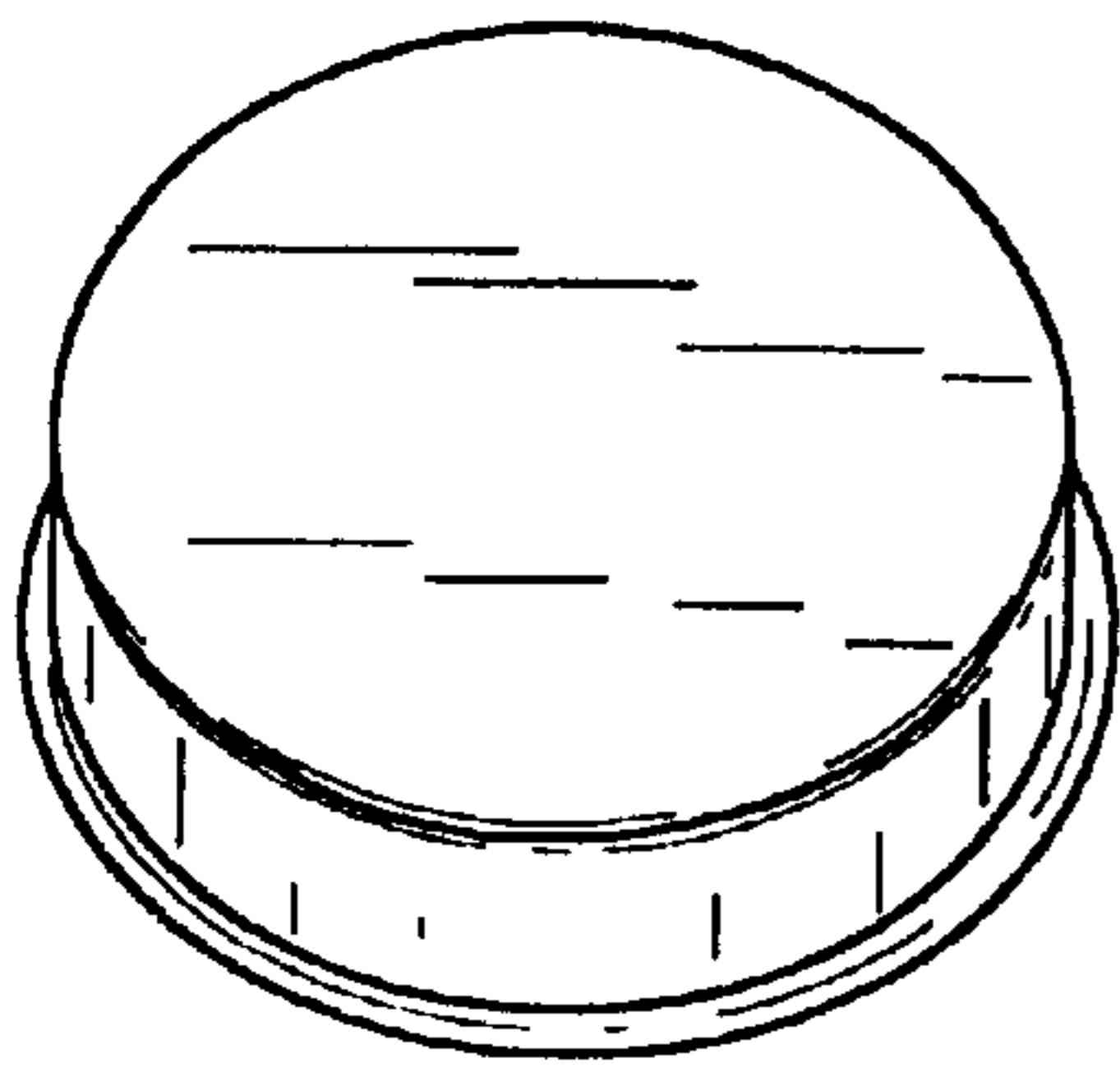


FIG. 7




FIG. 8