



US00D453628S

(12) **United States Design Patent**
Tapley et al.

(10) **Patent No.:** **US D453,628 S**

(45) **Date of Patent:** **** Feb. 19, 2002**

(54) **ERGONOMIC HANDLE**

(76) Inventors: **Chris Tapley; Ed Vaes**, both of 223
Avondale Street, Hamilton, Ontario
(CA), L8L 7C4

(**) Term: **14 Years**

(21) Appl. No.: **29/137,730**

(22) Filed: **Feb. 28, 2001**

Related U.S. Application Data

(62) Division of application No. 29/103,623, filed on Apr. 19, 1999, now Pat. No. Des. 441,537.

(30) **Foreign Application Priority Data**

Nov. 20, 1998 (CA) 1998-2848

(51) **LOC (7) Cl.** **04-04**

(52) **U.S. Cl.** **D4/138**

(58) **Field of Search** D4/132, 135, 138;
15/143.1, 159.1, 160, 168, 191.1, 192-194;
16/110.1, 430; D7/393, 395; D8/107

(56) **References Cited**

U.S. PATENT DOCUMENTS

2,258,361 A * 10/1941 Hewes 15/192

3,971,094 A * 7/1976 Solf et al. 15/143.1
4,134,171 A * 1/1979 Love 15/145 X
4,469,223 A * 9/1984 Smith 15/143.1 X
4,494,268 A * 1/1985 Chu 15/194 X
4,598,437 A * 7/1986 Ernest et al. 15/145 X
D412,618 S * 8/1999 Parker et al. D4/132

FOREIGN PATENT DOCUMENTS

JP 1-213142 * 8/1989 B65D/5/44

* cited by examiner

Primary Examiner—Alan P. Douglas

Assistant Examiner—Lavone Tabor

(57) **CLAIM**

The ornamental design for an ergonomic handle, as shown.

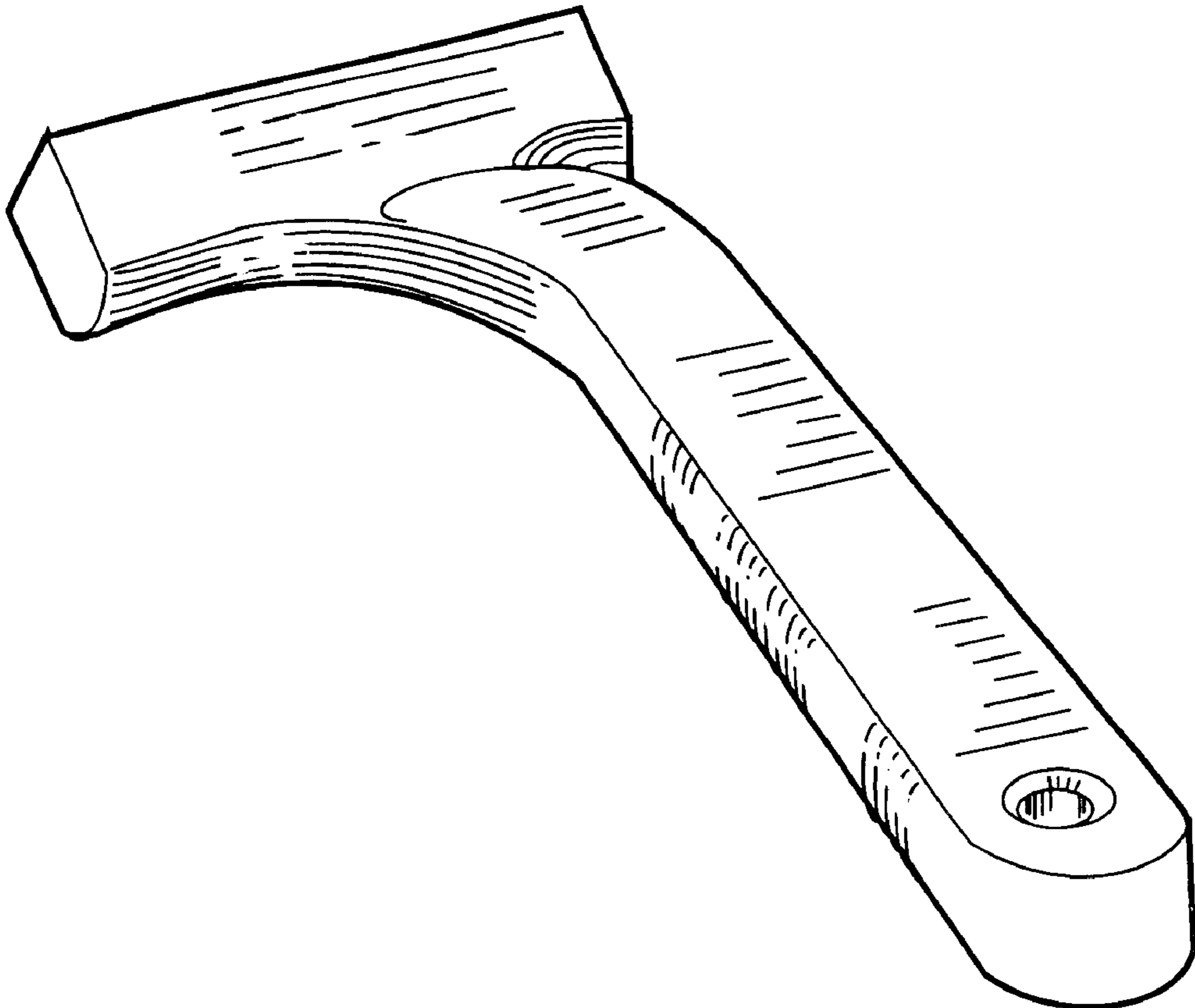
DESCRIPTION

FIG. 1 is a side elevational view of the ergonomic handle showing our new design.

FIG. 2 is a top plan view thereof; and,

FIG. 3 is a top perspective view thereof.

1 Claim, 1 Drawing Sheet



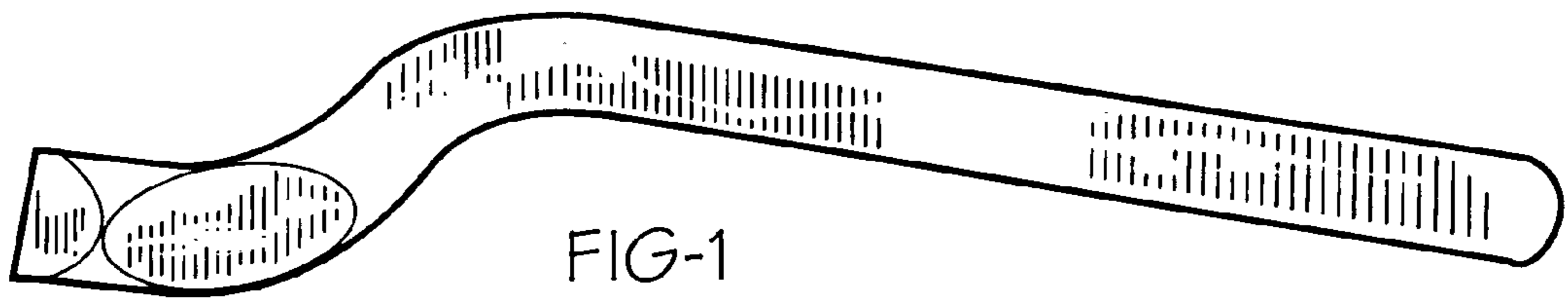


FIG-1




FIG-2

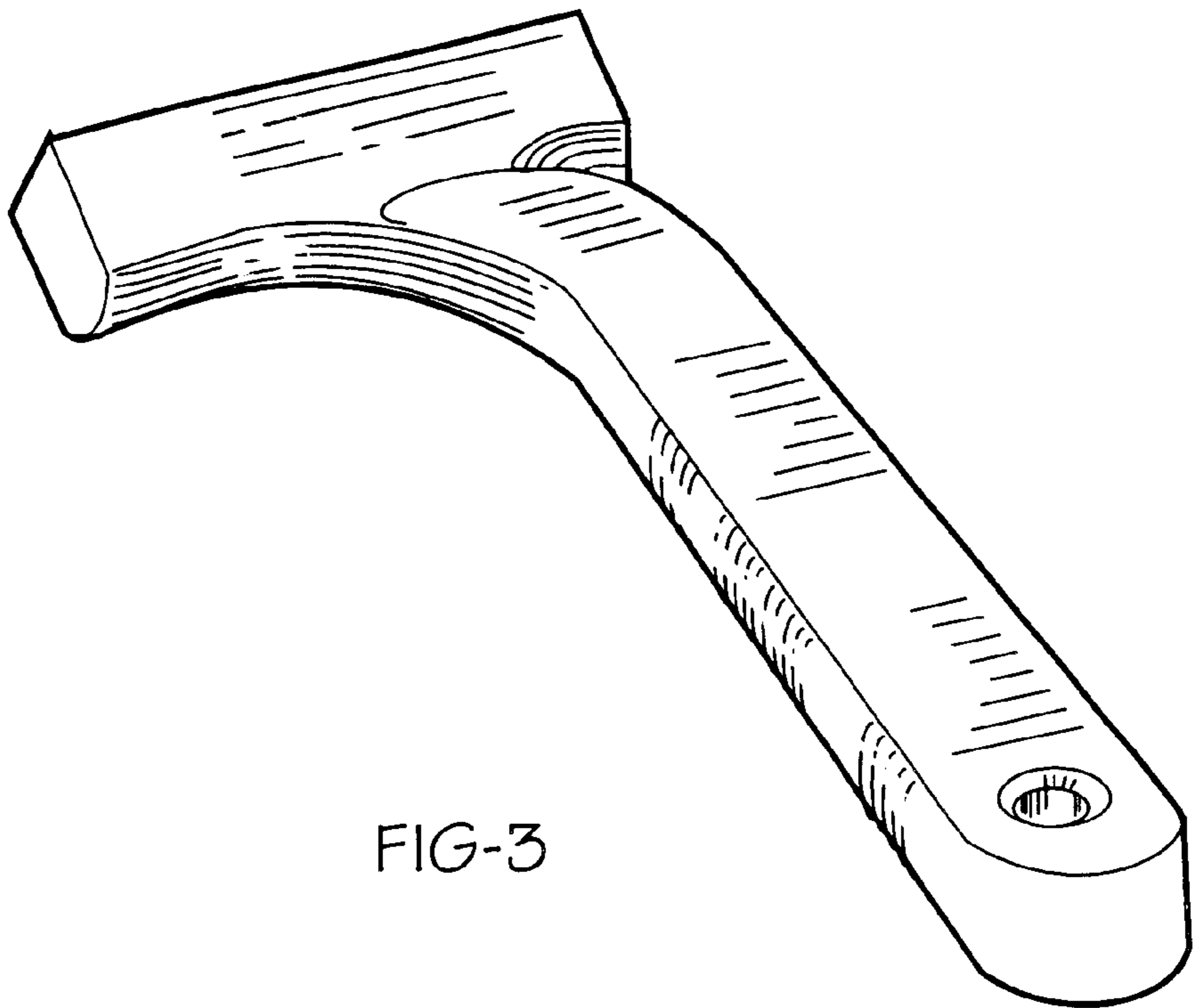


FIG-3