



US00D453615S

(12) **United States Design Patent**
White

(10) **Patent No.:** **US D453,615 S**

(45) **Date of Patent:** **** Feb. 19, 2002**

(54) **PORTION OF A FOOTWEAR SOLE**

(75) Inventor: **Ian White**, Leicester (GB)

(73) Assignee: **R. Griggs Group Limited** (GB)

(**) Term: **14 Years**

(21) Appl. No.: **29/125,963**

(22) Filed: **Jun. 30, 2000**

(30) **Foreign Application Priority Data**

Feb. 18, 2000 (GB) 2090626

(51) **LOC (7) Cl.** **02-04**

(52) **U.S. Cl.** **D2/960; D2/947; D2/951**

(58) **Field of Search** D2/760, 902, 904,
D2/908, 909, 911, 914, 916, 920, 946-948,
951-962, 964, 972, 977; D12/147; 36/22 R,
24.5, 25 R, 28, 29, 37, 32 R, 35 B, 59 C,
71, 92, 102, 103, 127, 144

(56) **References Cited**

U.S. PATENT DOCUMENTS

1,653,059	A	12/1927	Nelson	
2,155,166	A	* 4/1939	Kraft	36/59 C
2,627,676	A	* 2/1953	Hack	36/29
3,087,261	A	* 4/1963	Russell	36/28
D208,248	S	* 8/1967	Ford	D2/957
D260,572	S	* 9/1981	Greenblatt et al.	D2/952
4,551,931	A	* 11/1985	Bente	36/117.2
4,633,597	A	* 1/1987	Shiang	36/43
D290,543	S	* 6/1987	Yonkers	D2/953
4,679,335	A	* 7/1987	Berlese	36/131
D299,887	S	2/1989	Diaz	
D321,973	S	* 12/1991	Hatfield	D2/954

D343,048	S	* 1/1994	Hauglin	D2/957
D363,815	S	11/1995	Lucarelli	
D414,919	S	* 10/1999	Begg, II et al.	D2/953
D416,126	S	* 11/1999	Jimenez	D2/960
D424,793	S	* 5/2000	Lubart	D2/957
D426,054	S	* 6/2000	Mazars	D2/959
D428,238	S	* 7/2000	Price	D2/903
D430,389	S	* 9/2000	Del Biondi	D2/960
D432,294	S	* 10/2000	Wilson	D2/960
D435,958	S	* 1/2001	White	D2/947
D439,393	S	* 3/2001	White	D2/947
D439,394	S	* 3/2001	Akhidime	D2/954
D440,748	S	* 4/2001	Morgan	D2/957

OTHER PUBLICATIONS

Mephisto, Sabatina Sandalback 6051, Shoe Sole, Rockville, MD Retail Store, available before Dec. 23, 1999.

Mehpisto, Elka Sandalback 6042, Shoe Sole, Rockville, MD Retail Store, available before Dec. 13, 1999.

* cited by examiner

Primary Examiner—Celia Murphy

(74) *Attorney, Agent, or Firm*—Saidman DesignLaw Group

(57) **CLAIM**

The ornamental design for a portion of a footwear sole, as shown and described.

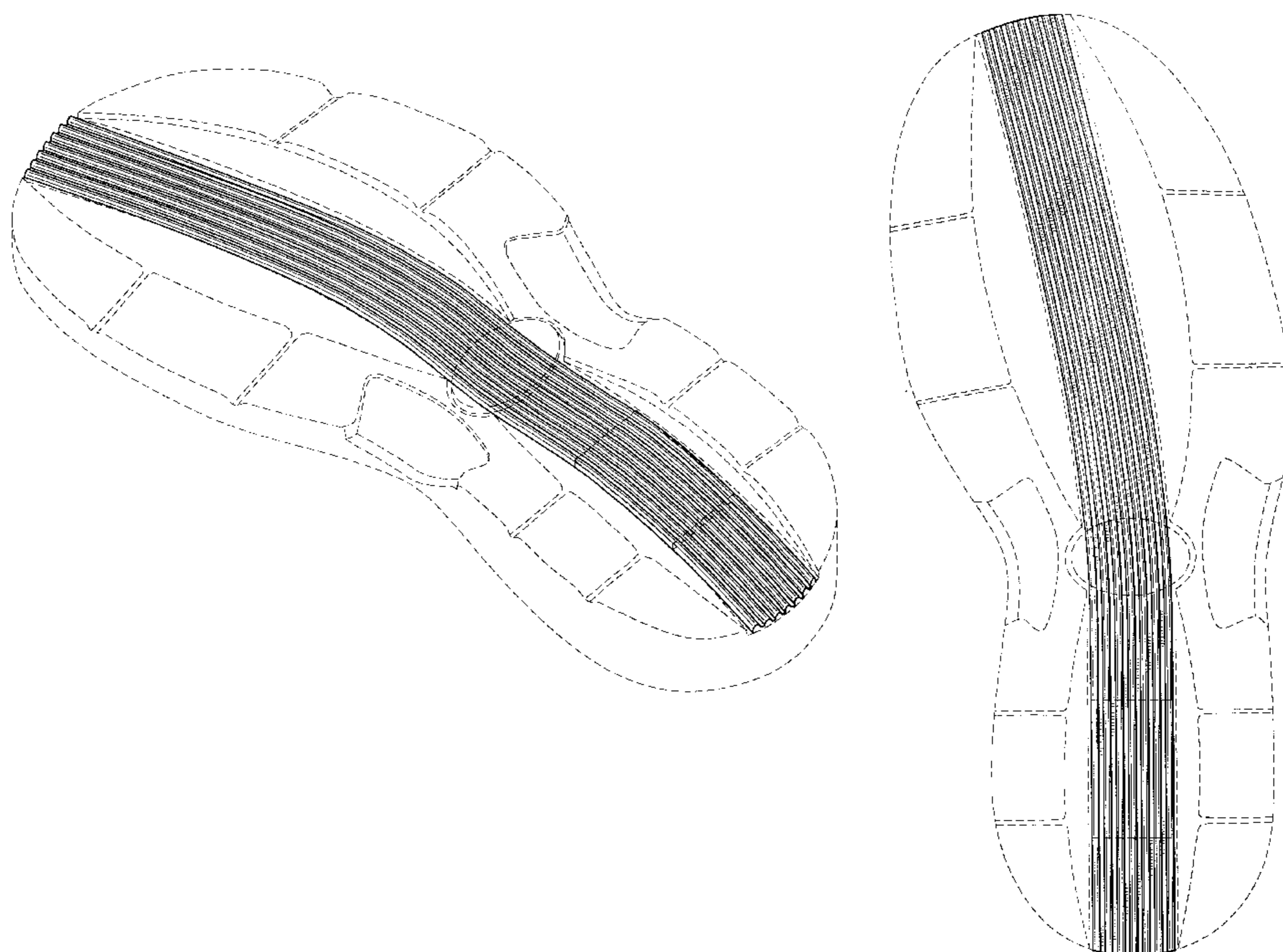
DESCRIPTION

FIG. 1 is a perspective view of a portion of a footwear sole showing my new design; and,

FIG. 2 is a bottom plan view thereof.

The broken lines in both figures show the environmental context for the design, but form no part of the claim. The left side and rear views form no part of the claimed design.

1 Claim, 2 Drawing Sheets



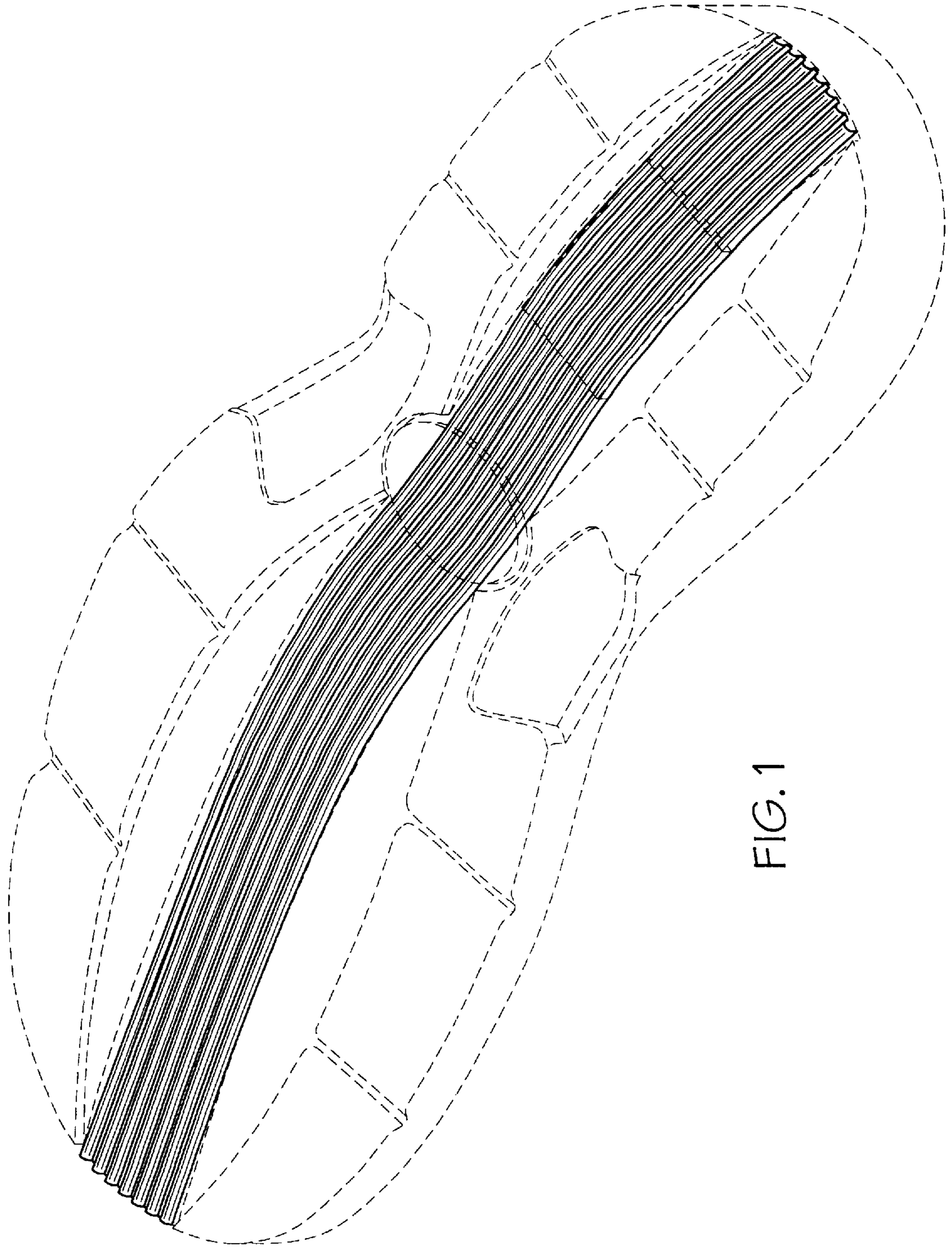


FIG. 1

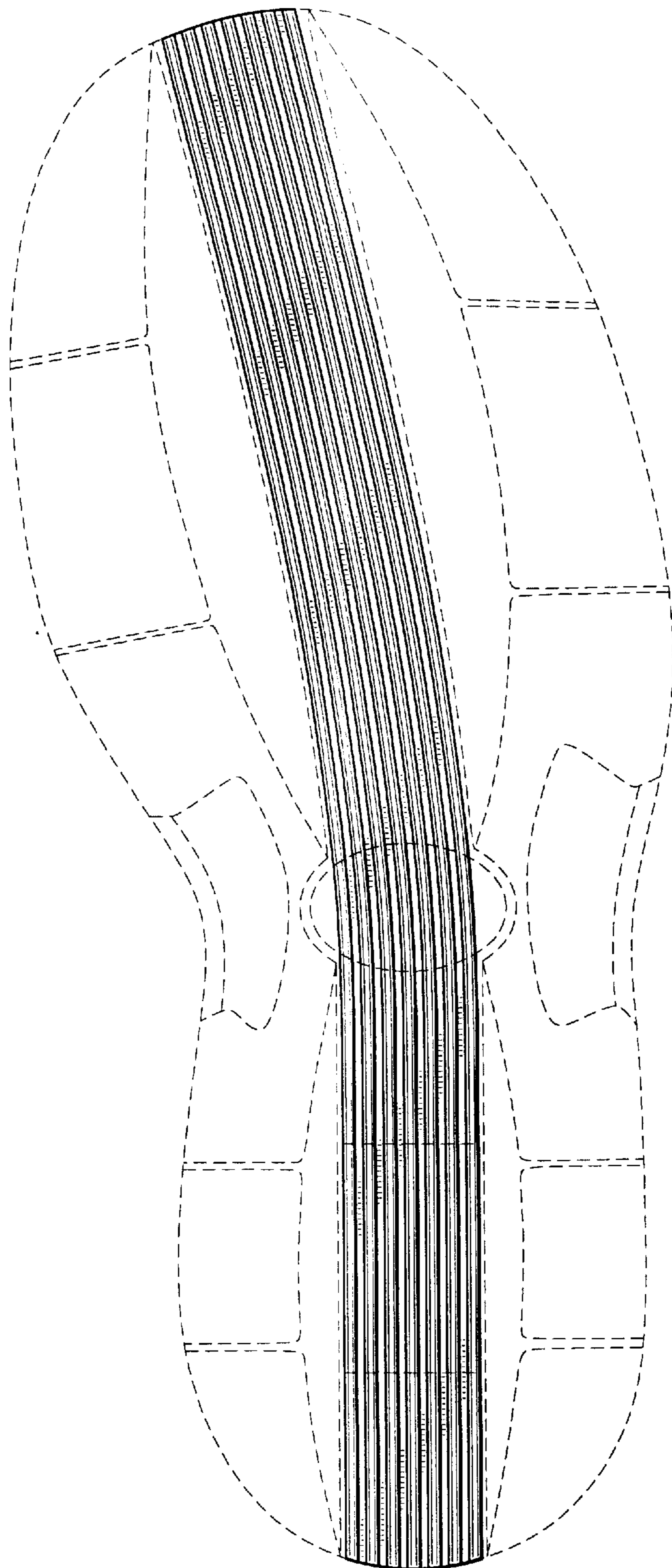


FIG. 2