



US00D453591S

(12) **United States Design Patent**
Garden

(10) **Patent No.:** **US D453,591 S**

(45) **Date of Patent:** **** Feb. 12, 2002**

(54) **ARM PROTECTION DEVICE**

(76) **Inventor:** **Michele Garden**, 6929 8th St. Ct. E.,
Sarasota, FL (US) 34243

(**) **Term:** **14 Years**

(21) **Appl. No.:** **29/124,349**

(22) **Filed:** **Jun. 2, 2000**

(51) **LOC (7) Cl.** **29-02**

(52) **U.S. Cl.** **D29/120.1**

(58) **Field of Search** D29/120.1, 121.1,
D29/121.2, 122; D24/190, 192, 207; D2/610,
614, 623, 999; 128/846, 878; 602/62-63;
2/16-17, 455, 46, 59, 910, 917

(56) **References Cited**

U.S. PATENT DOCUMENTS

817,416	A	*	4/1906	Cather et al.	2/59
964,395	A	*	7/1910	Colby	2/59
1,266,266	A	*	5/1918	Hogan	2/59
1,284,536	A	*	11/1918	Yaeger	2/59
1,287,691	A	*	12/1918	Hogan	2/59
1,378,081	A	*	5/1921	Yaeger	2/59
2,751,595	A	*	6/1956	Patraw et al.	2/59
3,879,763	A	*	4/1975	Smith	2/59
4,011,596	A		3/1977	Chang	2/16
4,036,220	A		7/1977	Bellasalma	128/82
4,047,250	A	*	9/1977	Norman	2/16 X
4,099,269	A		7/1978	Porner	2/16

D284,895	S	*	7/1986	Wirtz	D24/190
4,628,932	A	*	12/1986	Tampa	D24/207 X
4,884,297	A		12/1989	Triche	2/16
4,951,317	A		8/1990	Gray et al.	2/16
5,729,832	A		3/1998	Grilliot et al.	2/23

* cited by examiner

Primary Examiner—Louis S. Zarfes

Assistant Examiner—Robert A. Delehanty

(74) *Attorney, Agent, or Firm*—Goldstein Law Offices, P.C.

(57) **CLAIM**

The ornamental design for an arm protection device, as shown and described.

DESCRIPTION

FIG. 1 is a diagrammatic perspective view of an arm protection device in a closed position in full lines with an arm shown in broken lines representing environmental association matter being for illustrative purposes only and forming no part of the claimed invention.

FIG. 2 is a top plan view of the arm protection device in the open position.

FIG. 3 is a bottom plan view thereof.

FIG. 4 is a front elevational view thereof.

FIG. 5 is a rear elevational view thereof.

FIG. 6 is a left side elevational view of the arm protection device; and,

FIG. 7 is a right side elevational view thereof.

1 Claim, 4 Drawing Sheets

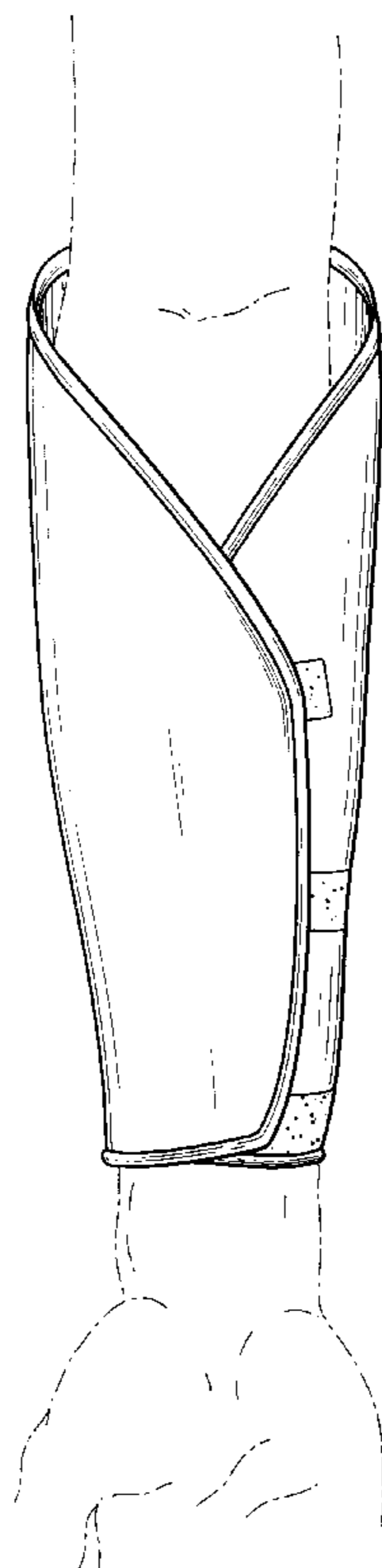
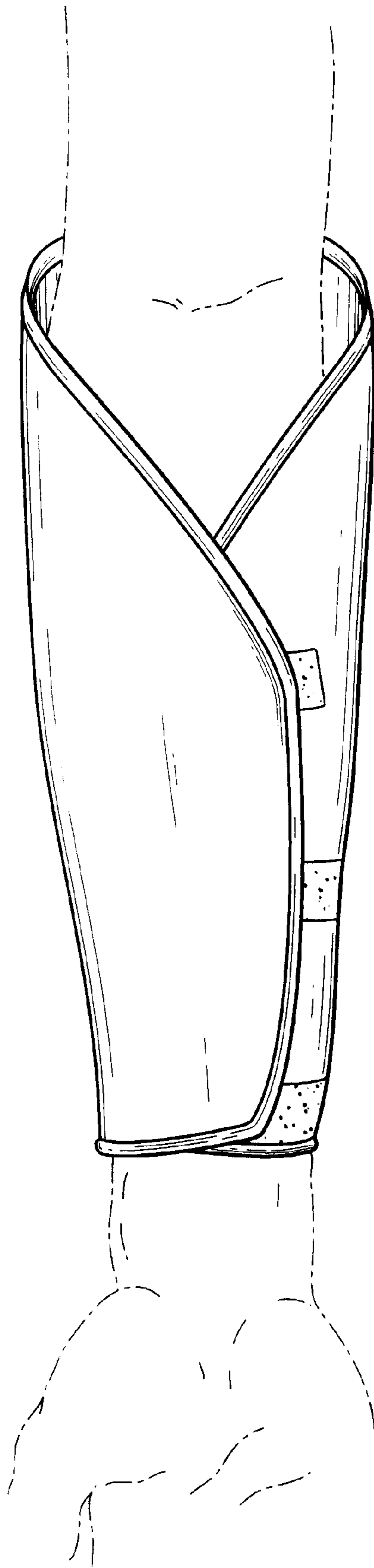


FIG. 1



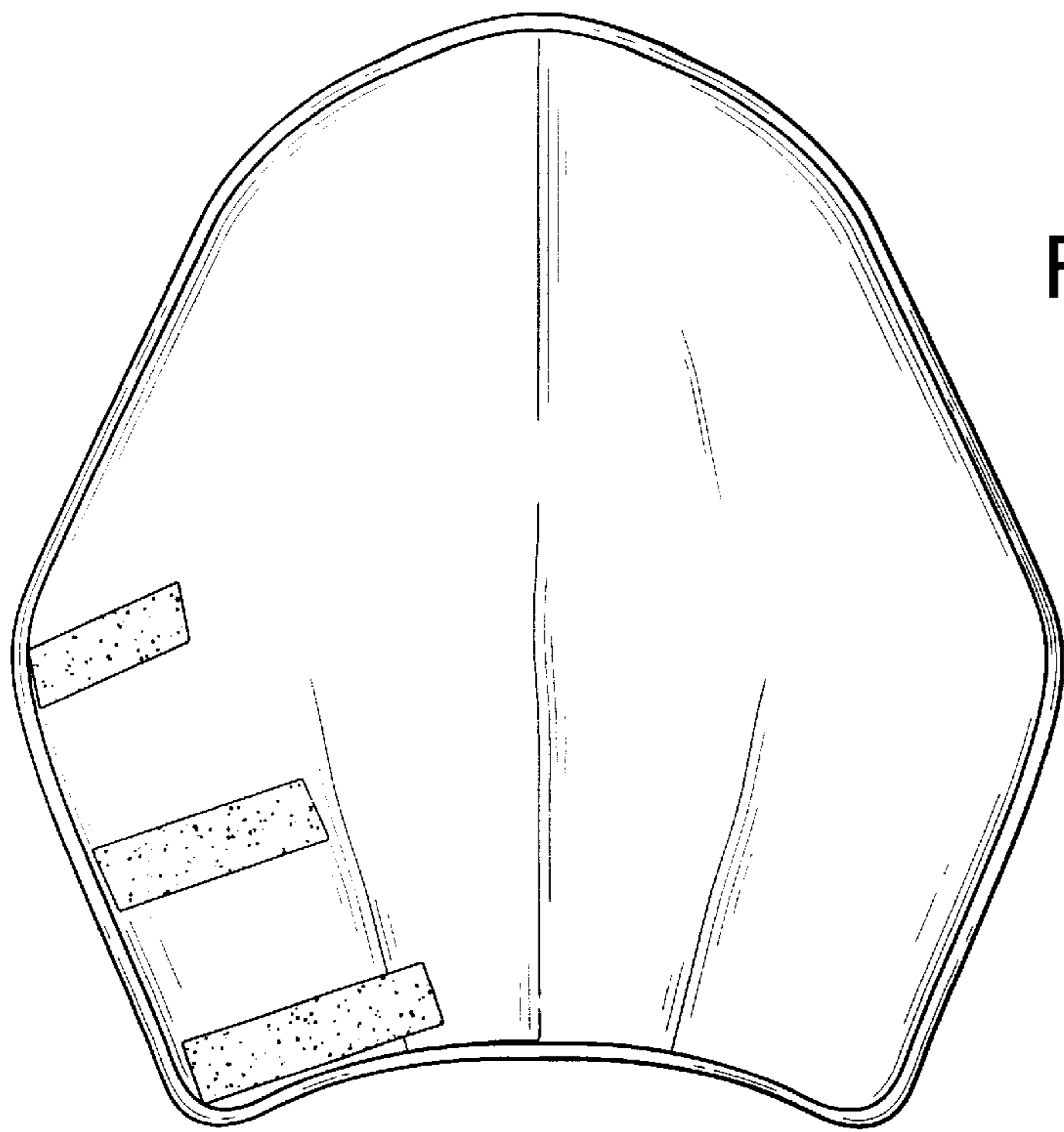


FIG. 2

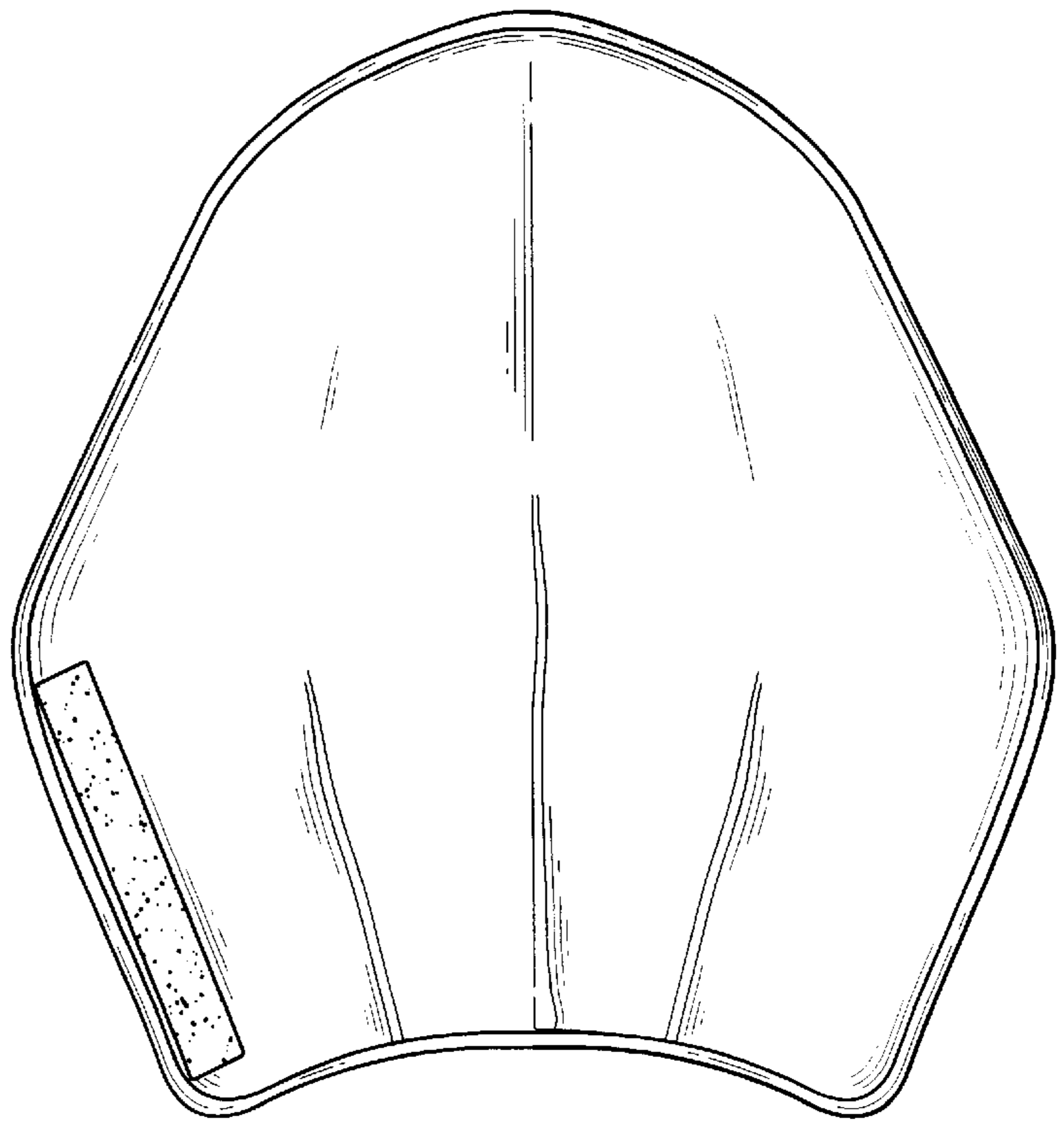


FIG. 3

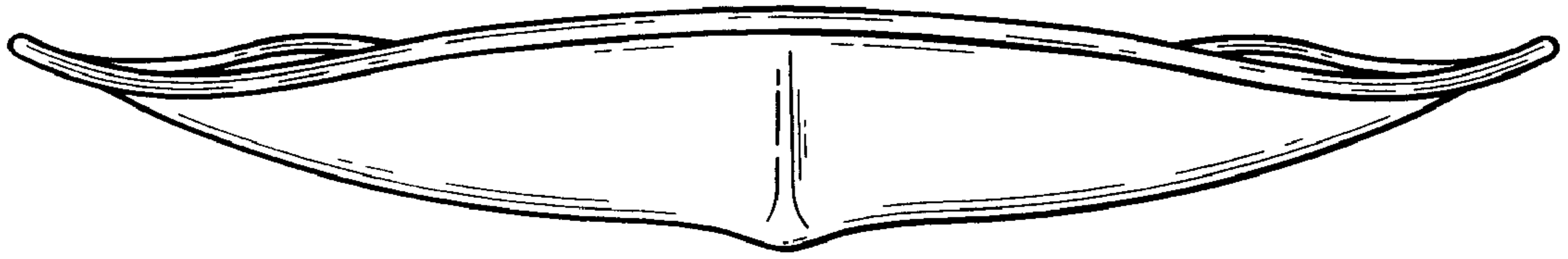


FIG. 4

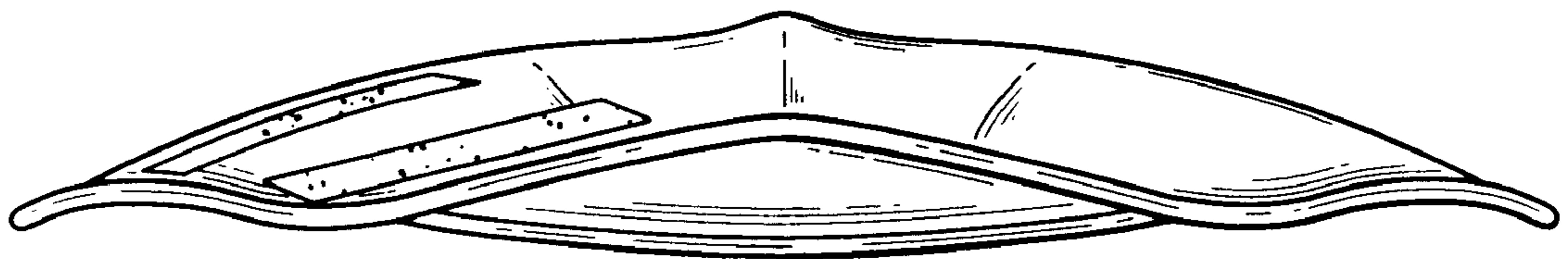


FIG. 5

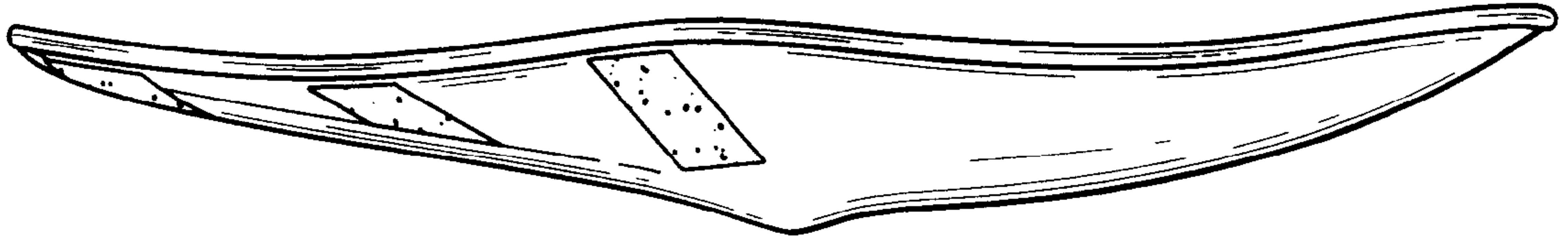


FIG. 6

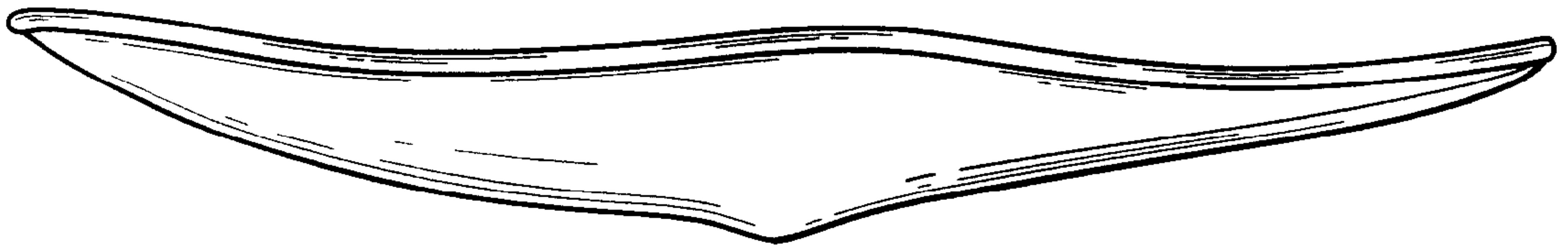


FIG. 7