



US00D453589S

(12) **United States Design Patent** (10) **Patent No.:** **US D453,589 S**
Breidenbach et al. (45) **Date of Patent:** **** Feb. 12, 2002**

(54) **ELONGATED DUAL COSMETIC DISPENSER**

(75) Inventors: **Diane Breidenbach; Laurence Mille,**
both of Smithtown, NY (US)

(73) Assignee: **Fragrance Systems, International**
Inc., Hauppauge, NY (US)

(**) Term: **14 Years**

(21) Appl. No.: **29/130,291**

(22) Filed: **Sep. 29, 2000**

Related U.S. Application Data

(63) Continuation-in-part of application No. 29/096,279, filed on Nov. 9, 1998, now Pat. No. Des. 425,412, and a continuation-in-part of application No. 29/096,280, filed on Nov. 9, 1998, now Pat. No. Des. 438,469, and a continuation-in-part of application No. 29/124,306, filed on Jun. 2, 2000, now Pat. No. Des. 445,024.

(51) **LOC (7) Cl.** **28-03**

(52) **U.S. Cl.** **D28/76; D9/341; D9/504**

(58) **Field of Search** **D9/500-505, 341,**
D9/521, 414, 418; D28/7, 76, 77, 86, 88,
89; 215/6, 10, 382; 401/16-27, 34, 132-134,
118-130, 192

(56) **References Cited**

U.S. PATENT DOCUMENTS

1,928,998 A * 10/1933 Kovacs 215/6 X

2,110,237 A	*	3/1938	Parsons	215/6 X
D164,327 S	*	8/1951	Roehrich	D9/341
3,733,179 A	*	5/1973	Guehler	206/219 X
D287,168 S	*	12/1986	Kingsford et al.	D28/77
5,061,103 A	*	10/1991	Walsh-Smith	401/122
D344,017 S	*	2/1994	Lang et al.	D9/338
5,778,902 A	*	7/1998	Nagy	132/200
D408,592 S	*	4/1999	Litton	D28/76
5,927,884 A	*	7/1999	Kao	401/132

* cited by examiner

Primary Examiner—Ted Shooman

Assistant Examiner—C Tuttle

(74) *Attorney, Agent, or Firm*—Alfred M. Walker

(57) **CLAIM**

The ornamental design for an elongated dual cosmetic dispenser, as shown and described.

DESCRIPTION

FIG. 1 is a perspective view of an elongated dual cosmetic dispenser, showing our new design;


FIG. 2 is a front elevational view thereof, the rear, left side and right side elevational views being identical thereto; and,

FIG. 3 is a top plan view thereof; and,

FIG. 4 is a bottom plan view thereof.

The broken circular outlines shown in FIGS. 1, 3, and 4 are for illustrative purposes only and form no part of the claimed design.

1 Claim, 1 Drawing Sheet



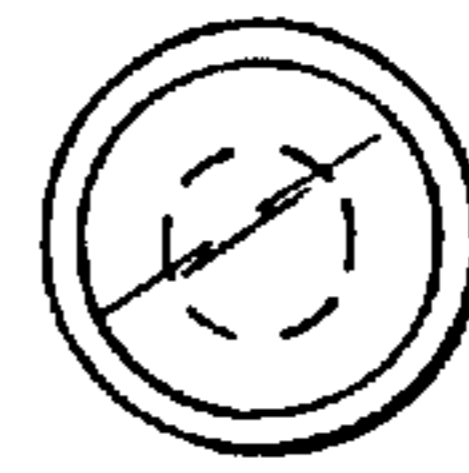


Fig. 3




Fig. 1



Fig. 2



Fig. 4