



US00D453584S

(12) **United States Design Patent**
Fraile

(10) **Patent No.:** **US D453,584 S**

(45) **Date of Patent:** **** Feb. 12, 2002**

- (54) **ARM FOR LIGHTING FIXTURE**
- (75) **Inventor:** **Luis Esteban Lopez Fraile, Valencia (ES)**
- (73) **Assignee:** **Quorum International, L.P., Fort Worth, TX (US)**
- (**) **Term:** **14 Years**
- (21) **Appl. No.:** **29/135,113**
- (22) **Filed:** **Jan. 5, 2001**
- (51) **LOC (7) Cl.** **26-99**
- (52) **U.S. Cl.** **D26/155**
- (58) **Field of Search** D26/80-92, 142, D26/155, 154; 362/432, 457, 458, 806, 404, 405, 406, 805; D11/22, 70

- D426,672 S * 6/2000 D'Armond D26/155
- D437,971 S * 2/2001 Leon D26/155
- D438,670 S * 3/2001 Johnson D26/155

* cited by examiner

Primary Examiner—Susan J. Lucas
(74) *Attorney, Agent, or Firm*—Kenneth C. Hill; Hill & Hunn, LLP

(57) **CLAIM**

The ornamental design for an arm for lighting fixture, as shown and described.

DESCRIPTION

- FIG. 1 is a side perspective view of the arm.
- FIG. 2 is a top perspective view of the arm.
- FIG. 3 is a bottom perspective view of the arm.
- FIG. 4 is a side perspective view of the arm; and,
- FIG. 5 is a side view of the arm.

- (56) **References Cited**
- U.S. PATENT DOCUMENTS**
- D411,033 S * 6/1999 Mariner D26/155

1 Claim, 5 Drawing Sheets







FIG. 1



FIG. 2

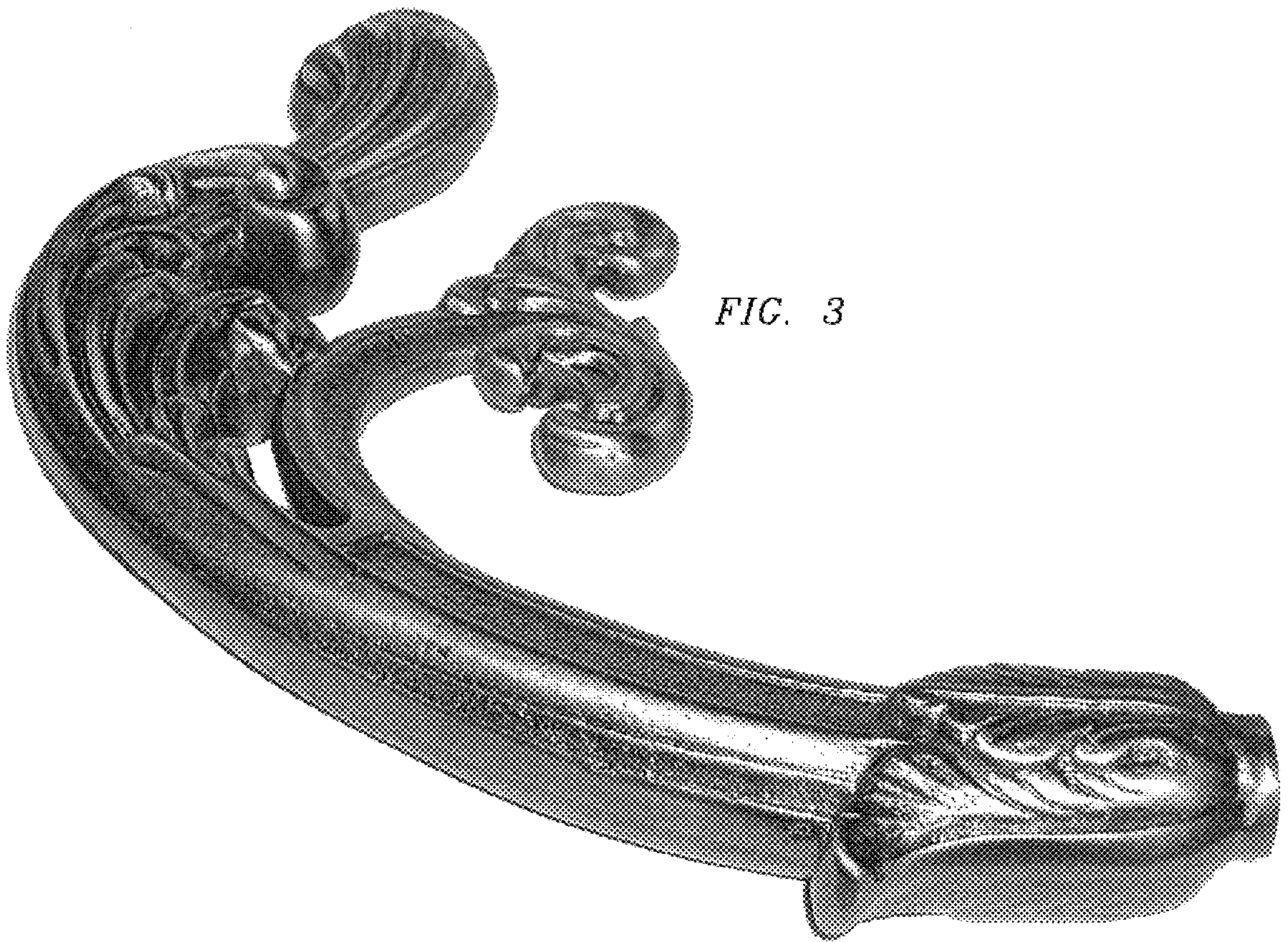


FIG. 3

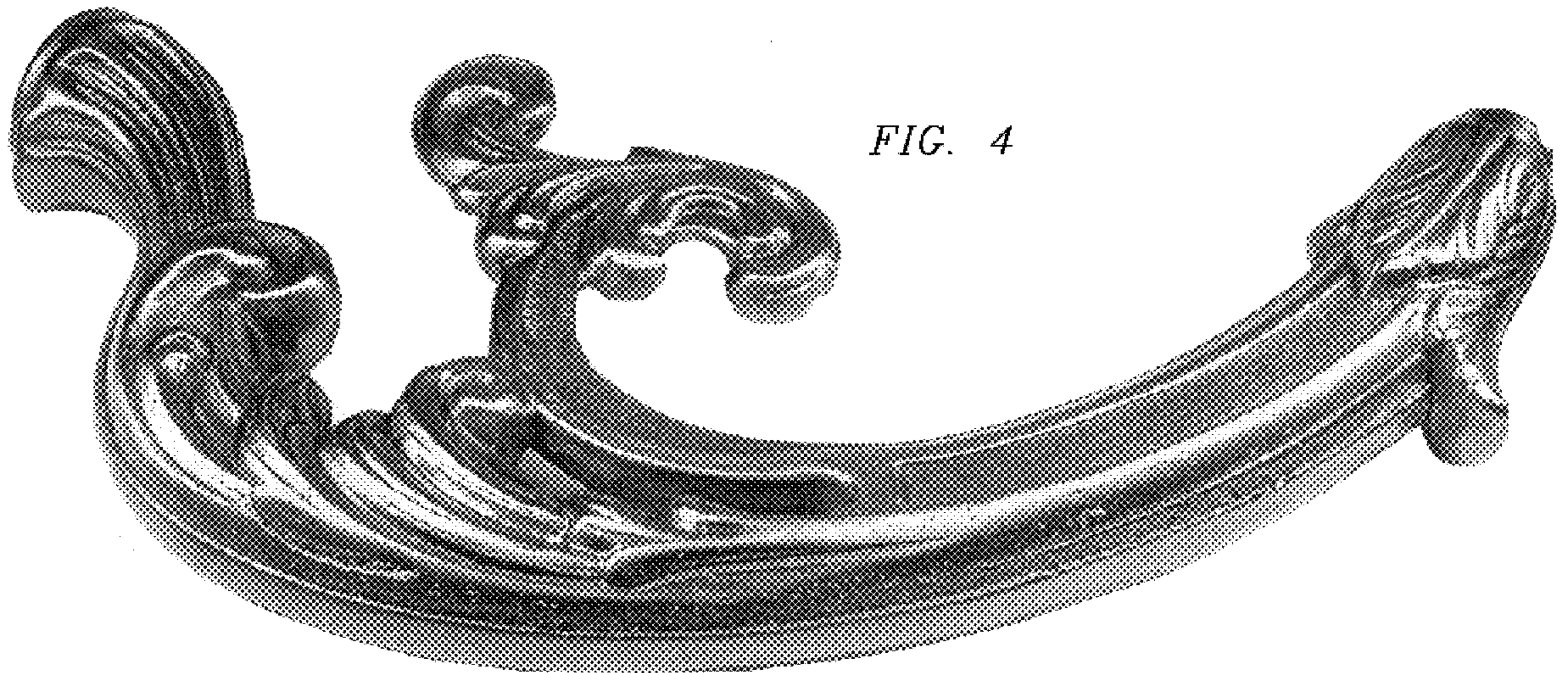


FIG. 4

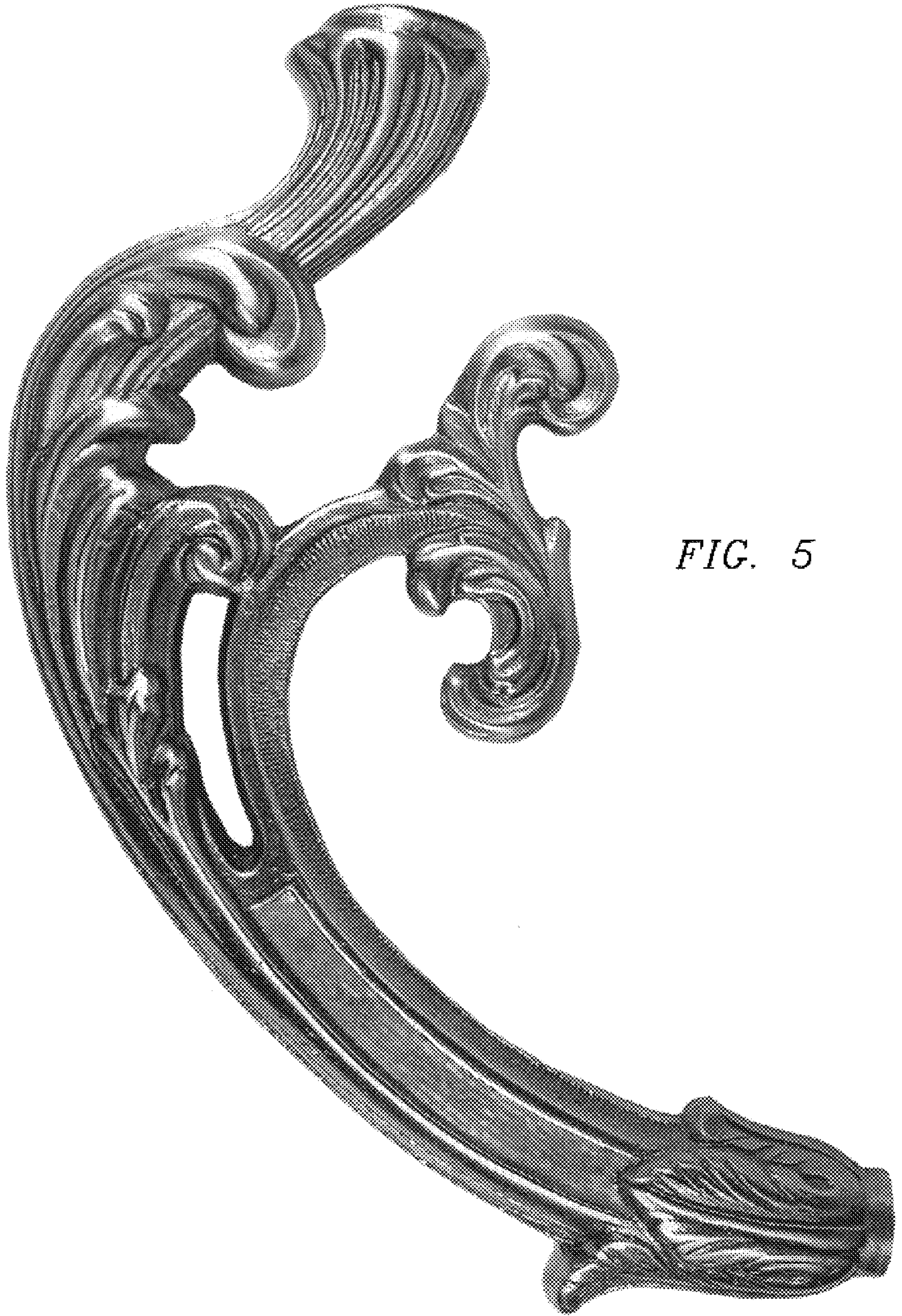


FIG. 5