



US00D453583S

(12) **United States Design Patent**  
**Shimada**

(10) **Patent No.:** **US D453,583 S**

(45) **Date of Patent:** **\*\* Feb. 12, 2002**

(54) **LIGHT FIXTURE WITH A FINIAL**

(75) Inventor: **Yoshinao Shimada**, Laurel, MD (US)

(73) Assignee: **Genlyte Thomas Group LLC**,  
Louisville, KY (US)

(\*\*) Term: **14 Years**

(21) Appl. No.: **29/141,237**

(22) Filed: **May 2, 2001**

(51) **LOC (7) Cl.** ..... **26-99**

(52) **U.S. Cl.** ..... **D26/154; D26/67; D26/93**

(58) **Field of Search** ..... **D26/67-71, 93,**  
**D26/102-112, 154; 362/431, 432, 153,**  
**153.1, 410-414, 457; 428/28**

(56) **References Cited**

**U.S. PATENT DOCUMENTS**

D212,900 S \* 12/1968 Vasely et al. .... D26/67 X

D215,669 S \* 10/1969 Vasely et al. .... D26/68

\* cited by examiner

*Primary Examiner*—Alan P. Douglas

*Assistant Examiner*—Linda Brooks

(74) *Attorney, Agent, or Firm*—Jeffrey A. Haeberlin;  
Middleton Reutlinger

(57) **CLAIM**

The ornamental design for a light fixture with a finial, as shown and described.

**DESCRIPTION**


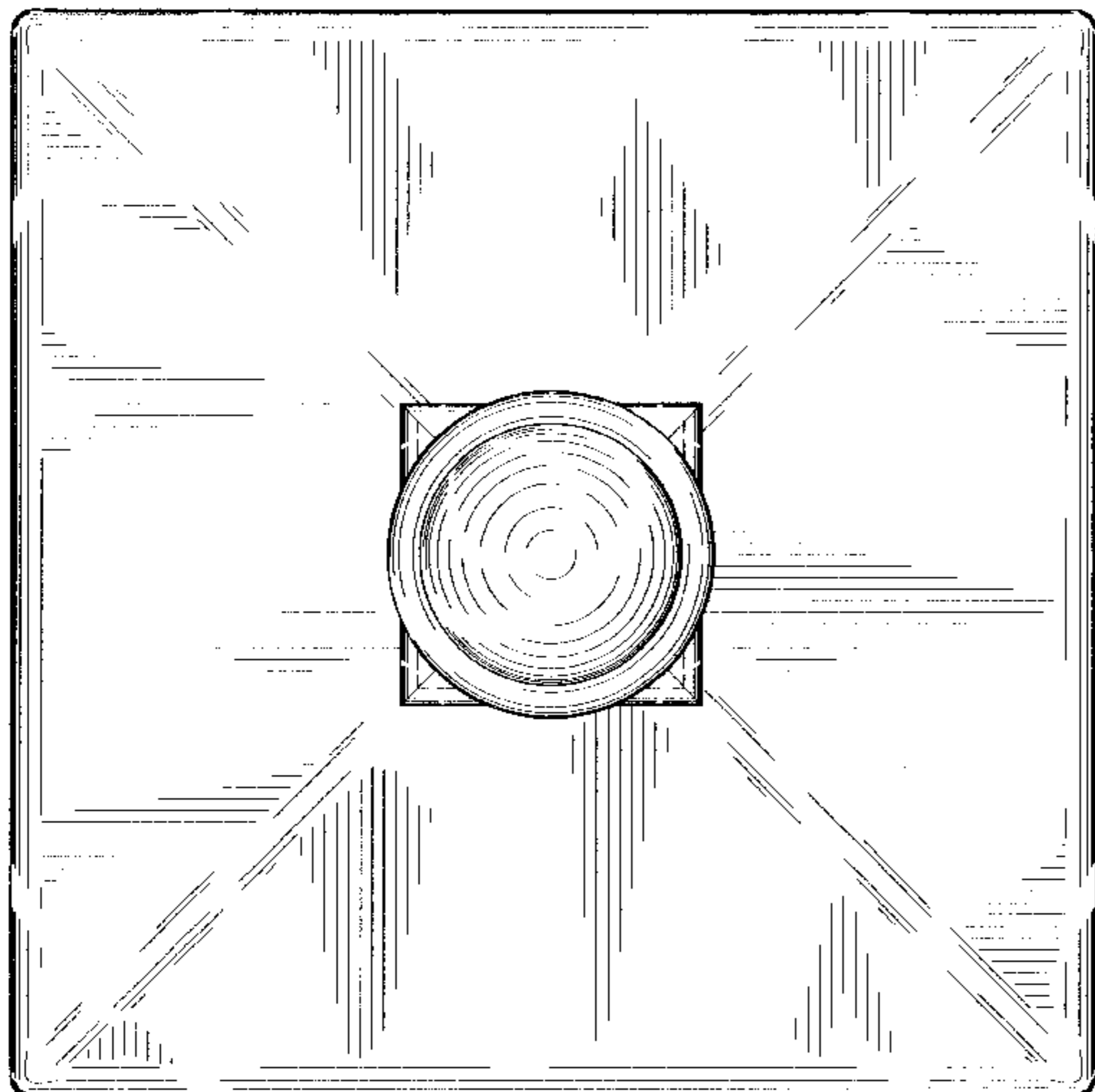
FIG. 1 is a top plan view of a light fixture with a finial showing my design;

FIG. 2 is a bottom plan view thereof; and,

FIG. 3 is a side elevation view thereof.

Due to the symmetric nature of the design, the left, right, front and back sides of the light fixture with a finial are identical, and, thus, only one view is shown herein.

**1 Claim, 3 Drawing Sheets**



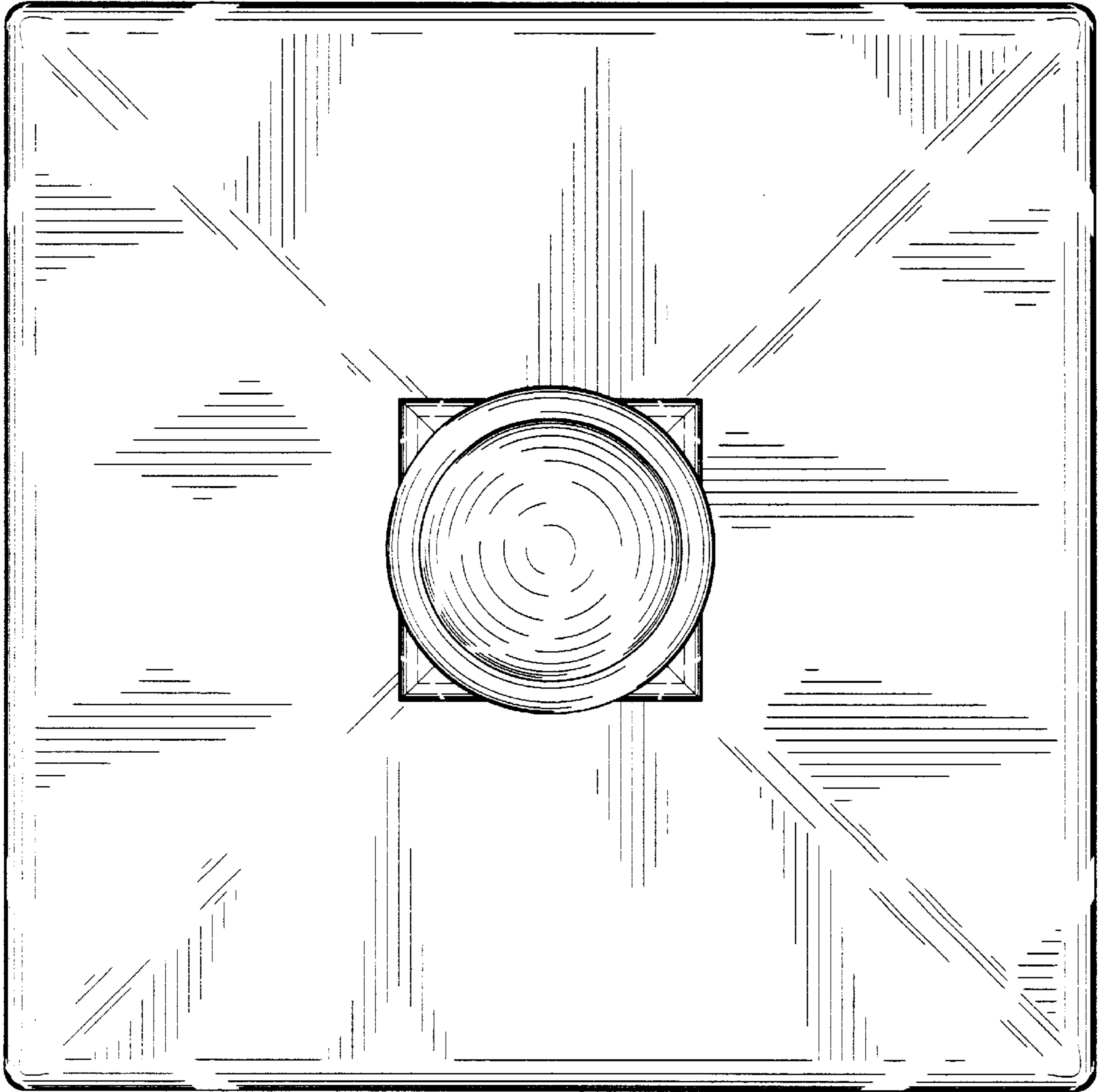


FIG. 1




FIG. 2

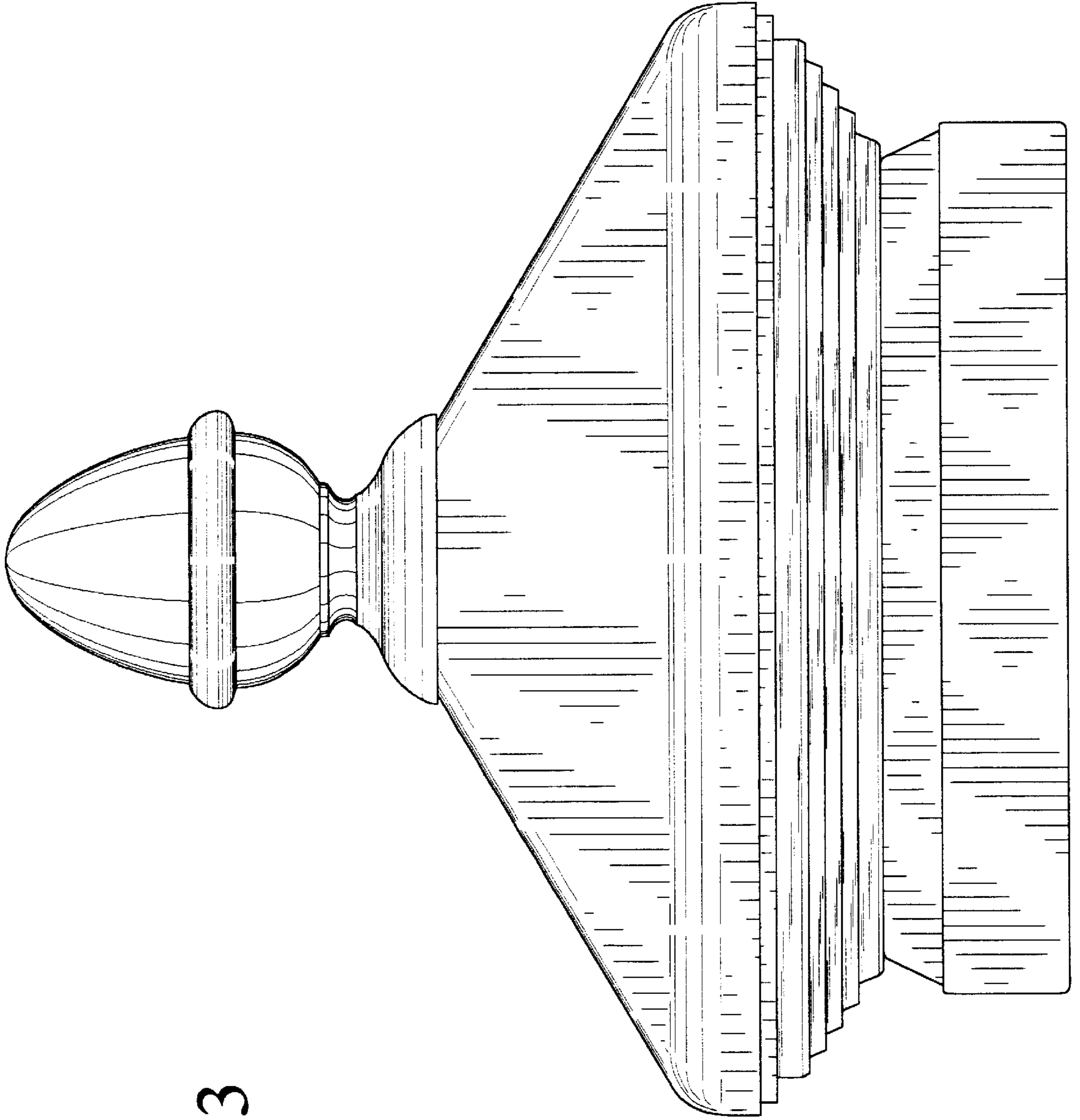


FIG. 3