



US00D453581S

(12) **United States Design Patent** (10) **Patent No.:** **US D453,581 S**
Orozco (45) **Date of Patent:** **** Feb. 12, 2002**

(54) **LIGHT FIXTURE**

(75) Inventor: **Sergio J. Orozco**, West New York, NJ (US)

(73) Assignee: **Quoizel, Inc.**, Goose Creek, SC (US)

(**) Term: **14 Years**

(21) Appl. No.: **29/136,406**

(22) Filed: **Jan. 30, 2001**

(51) **LOC (7) Cl.** **26-03**

(52) **U.S. Cl.** **D26/84**

(58) **Field of Search** D26/72, 80-92,
D26/143, 145, 147, 67, 68; 362/147, 404-408,
432, 441

(56) **References Cited**

U.S. PATENT DOCUMENTS

D67,337 S * 5/1925 Chappell
D445,942 S * 7/2001 Hsu D26/85
D446,334 S * 8/2001 Hsu D26/85

OTHER PUBLICATIONS

Taiwan Lighting No. 56 May 1999 Item # U90076B/8.*
Taiwan Lighting No. 56 May 1999 Item # L85612/6.*

World Imports Catalog 17 p. 94 (c) 1990 Item 190 7466-31/22.*

* cited by examiner

Primary Examiner—Alan P. Douglas

Assistant Examiner—Clare E. Heflin

(74) *Attorney, Agent, or Firm*—Nelson Mullins Riley & Scarborough

(57) **CLAIM**

The ornamental design of a light fixture, substantially as shown and described.

DESCRIPTION

FIG. 1 is a perspective view of a light fixture embodying the design of the present invention.


FIG. 2 is a front side elevational view of the light fixture illustrated in FIG. 1.

FIG. 3 is a back side elevational view of the light fixture illustrated in FIG. 1.

FIG. 4 is a bottom view of the light fixture illustrated in FIG. 1; and,

FIG. 5 is a top view of the light fixture illustrated in FIG. 1.

1 Claim, 5 Drawing Sheets






FIG. 1.




FIG. 2.




FIG. 3.

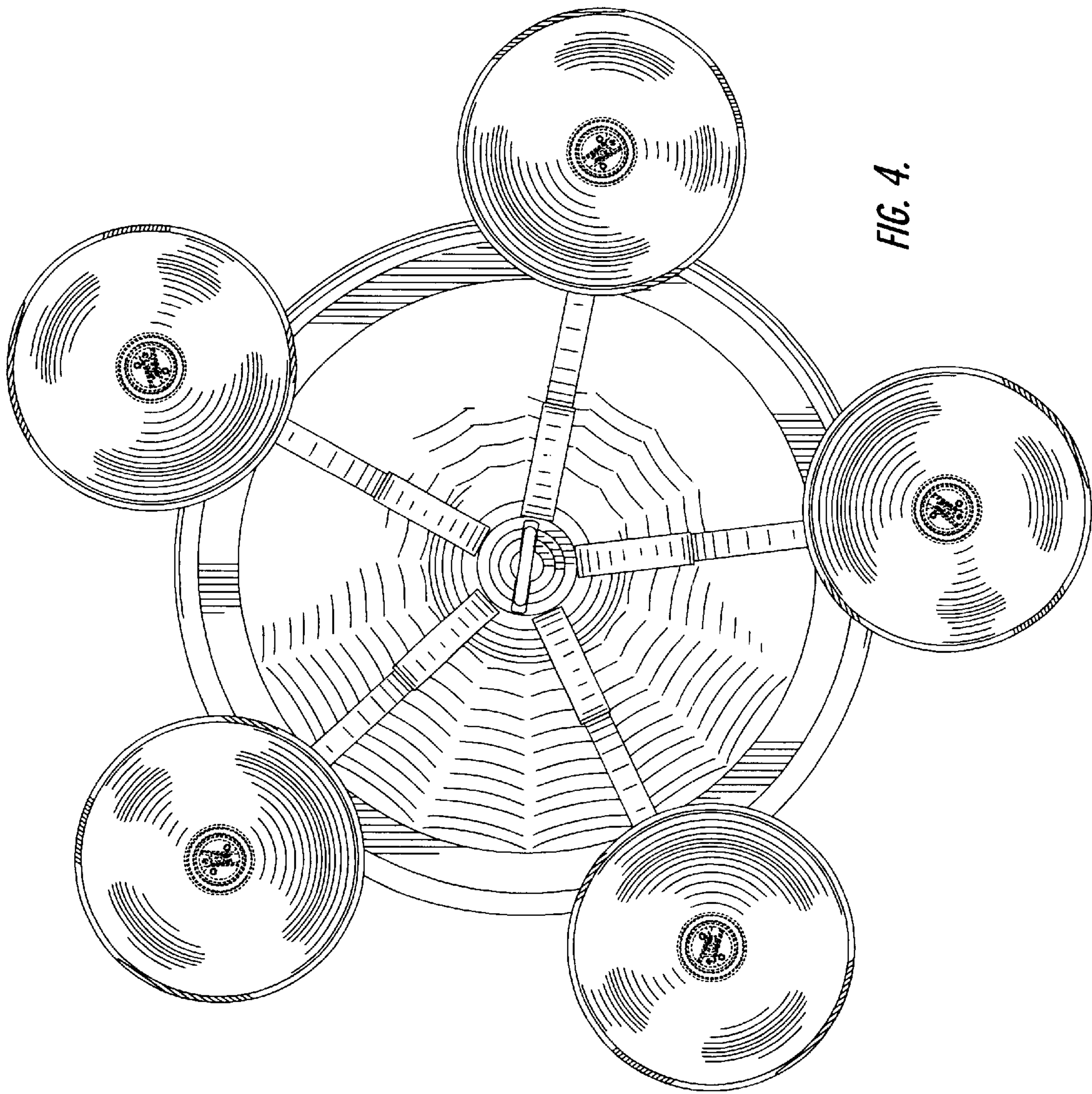


FIG. 4.

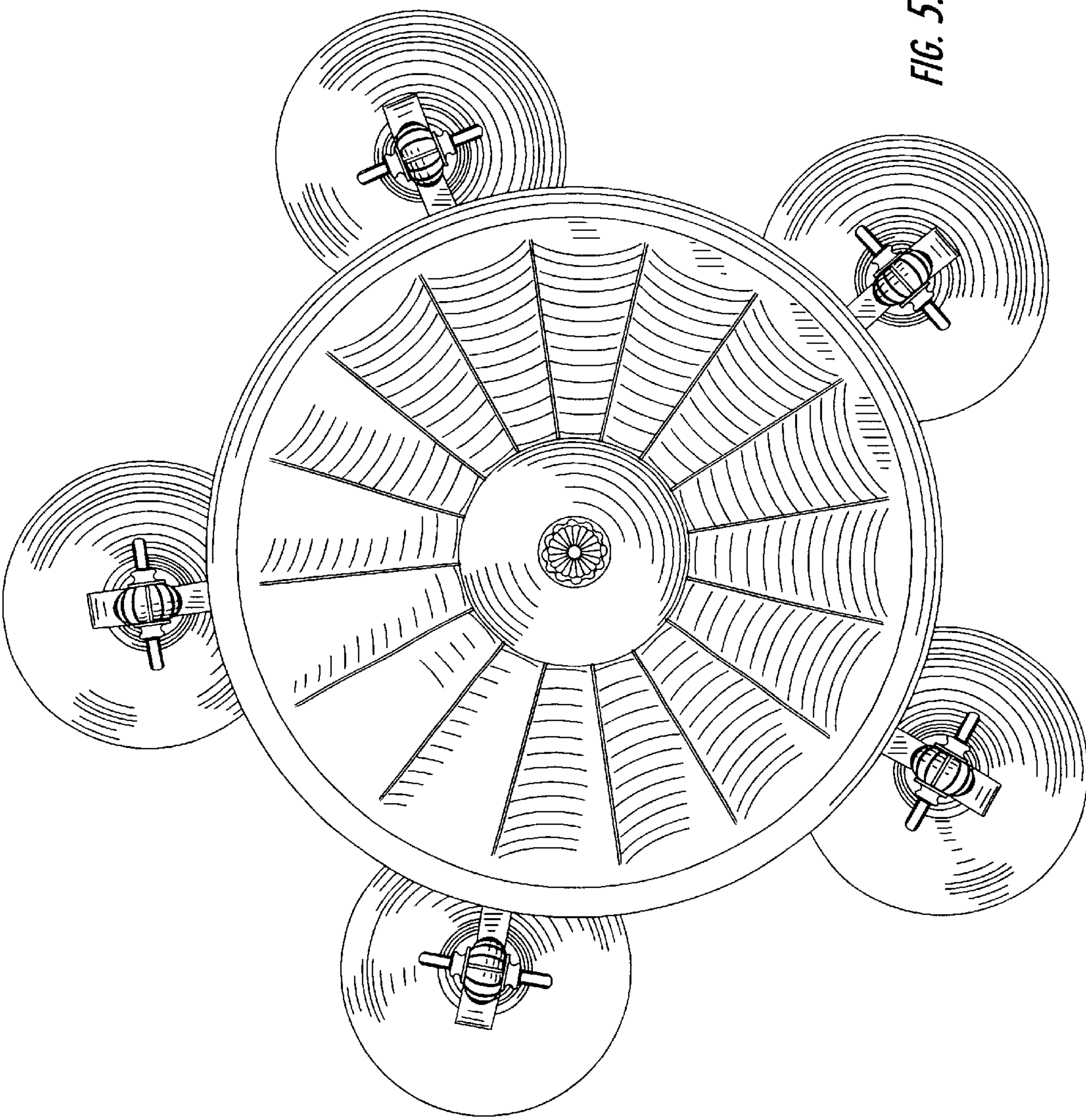


FIG. 5.