



US00D453578S

(12) **United States Design Patent**  
**Olson**

(10) **Patent No.:** **US D453,578 S**

(45) **Date of Patent:** **\*\* Feb. 12, 2002**

(54) **POND LINER SURROUND**

(75) **Inventor:** **Larry J. Olson, Villa Park, IL (US)**

(73) **Assignee:** **Oly-Ola Sales, Inc., Villa Park, IL (US)**

(\*\*) **Term:** **14 Years**

(21) **Appl. No.:** **29/120,714**

(22) **Filed:** **Mar. 24, 2000**

(51) **LOC (7) Cl.** ..... **25-01**

(52) **U.S. Cl.** ..... **D25/164**

(58) **Field of Search** ..... 52/102; 4/506,  
4/513; D25/2, 164

(56) **References Cited**

**U.S. PATENT DOCUMENTS**

2,654,180 A	10/1953	Redfield	
2,713,751 A	7/1955	Hendrixson	
3,777,421 A	12/1973	Bomba et al.	
3,785,099 A	1/1974	Greene	
D257,064 S	9/1980	Kobee	
4,219,941 A	9/1980	Hair	
4,372,079 A	2/1983	Trageser	
4,663,883 A	5/1987	Hilliard et al.	
4,809,459 A	3/1989	Brylla et al.	
4,831,776 A	5/1989	Fritch	
RE33,550 E	3/1991	Jones	
5,212,917 A *	5/1993	Kurtz et al.	52/102
D336,220 S	6/1993	Grimes	
D339,199 S	9/1993	Rynbeck	
5,377,447 A	1/1995	Fritch	
5,421,118 A	6/1995	Bauer	
D366,191 S	1/1996	Gay	
D372,547 S	8/1996	Sjodin	
D378,857 S	4/1997	Hale	

5,640,801 A	6/1997	Rynbeck	
D397,231 S *	8/1998	Saxer	D25/119
D400,985 S *	11/1998	Risi	D25/164
5,857,288 A	1/1999	Wiste	
6,230,451 B1	5/2001	Stoller	

**FOREIGN PATENT DOCUMENTS**

WO WO94/28704 12/1994

**OTHER PUBLICATIONS**

Oly-Ola Sales, Inc., 4-page brochure, undated.

\* cited by examiner

*Primary Examiner*—Doris Clark

(74) *Attorney, Agent, or Firm*—Rockey, Milnamow & Katz, Ltd.

(57) **CLAIM**

The ornamental design for a pond liner surround, as shown and described.

**DESCRIPTION**

FIG. 1 is a partly broken away, perspective view of a pond liner surround of indefinite length, showing my new design, as seen from an upper, front, left vantage;

FIG. 2 is a top plan view thereof, a bottom plan view thereof being a mirror image of the top plan view thereof;

FIG. 3 is an elevational view of one end thereof, the other end being a mirror image of the end shown;

FIG. 4 is a front, elevational view thereof; and,

FIG. 5 is a rear, elevational view thereof.

As seen in FIGS. 1 and 2, broken-line showings of holes in the pond liner surround are for illustrative purposes only and form no part of my claimed design.

**1 Claim, 1 Drawing Sheet**

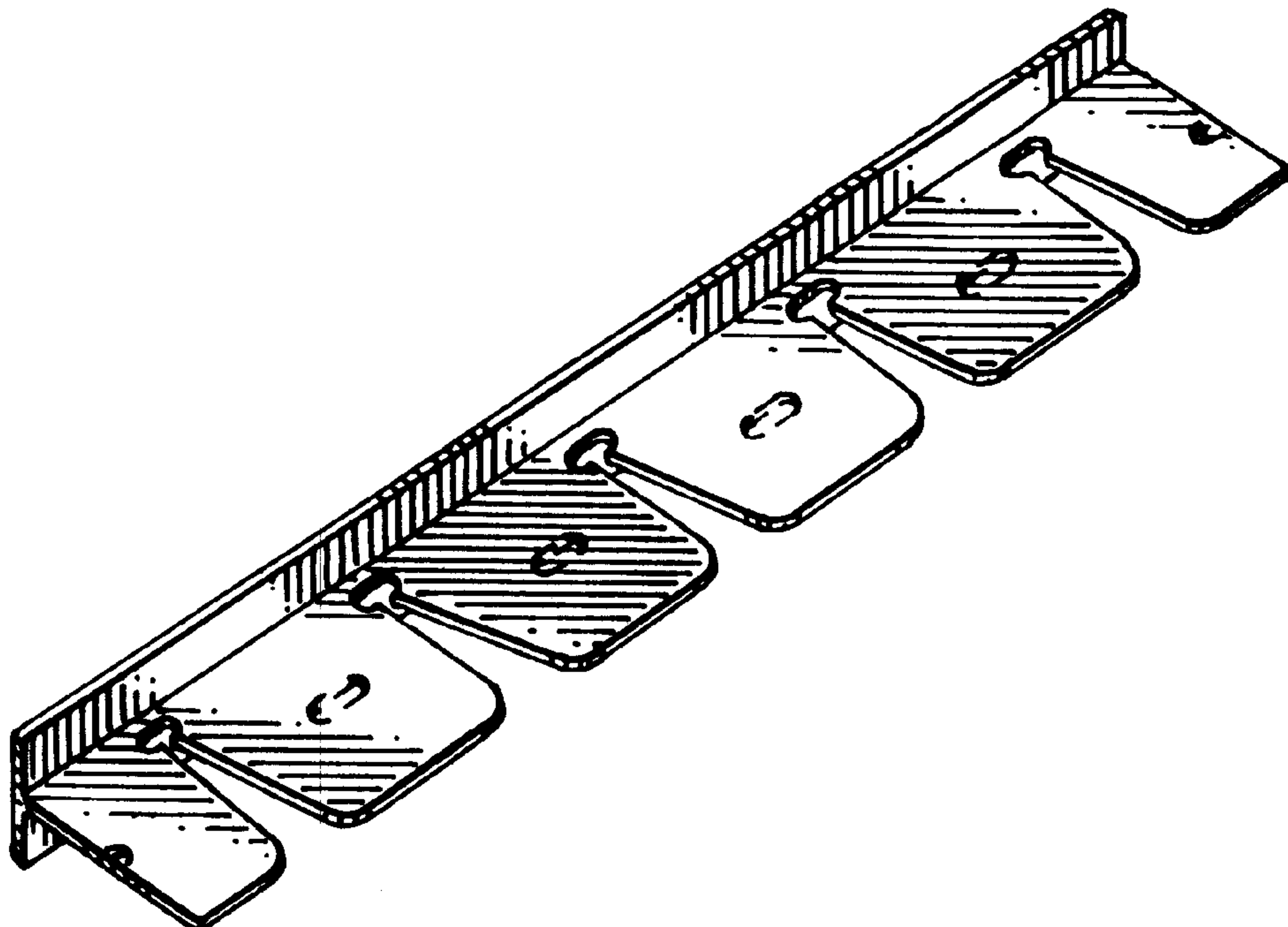


FIG. 1

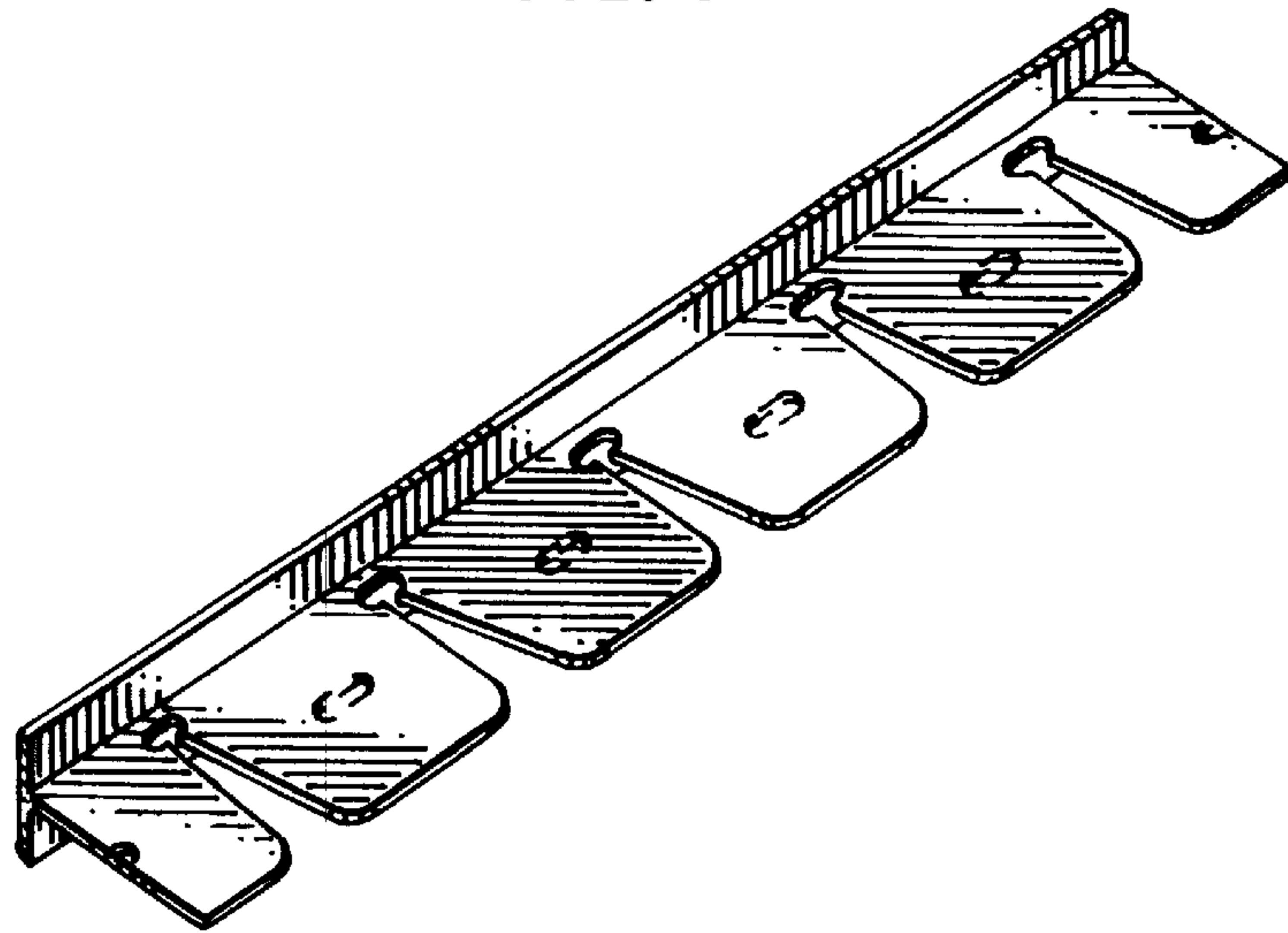


FIG. 2




FIG. 3



FIG. 4

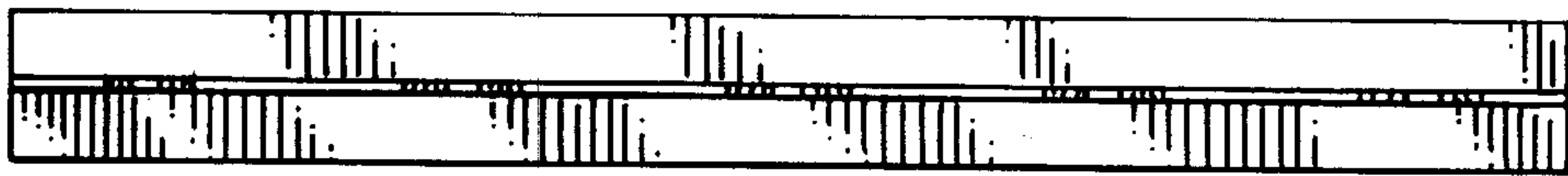


FIG. 5

