



US00D453566S

(12) **United States Design Patent**
Lantz

(10) **Patent No.:** **US D453,566 S**

(45) **Date of Patent:** **** Feb. 12, 2002**

(54) **FAN BLADE**

D434,134 S 11/2000 Frampton

D437,047 S 1/2001 Frampton

D437,406 S 2/2001 Frampton

(76) Inventor: **Paul R. Lantz**, 13426 Stephendale Dr.,
Charlotte, NC (US) 28273

(**) Term: **14 Years**

* cited by examiner

Primary Examiner—Lisa Lichtenstein

(74) *Attorney, Agent, or Firm*—Christopher C. Dremann

(21) Appl. No.: **29/141,363**

(22) Filed: **May 5, 2001**

(57) **CLAIM**

(51) **LOC (7) Cl.** **23-04**

(52) **U.S. Cl.** **D23/413**

(58) **Field of Search** D23/413, 377,
D23/379, 385, 411; 416/5

The ornamental design for a fan blade, as shown and described.

DESCRIPTION

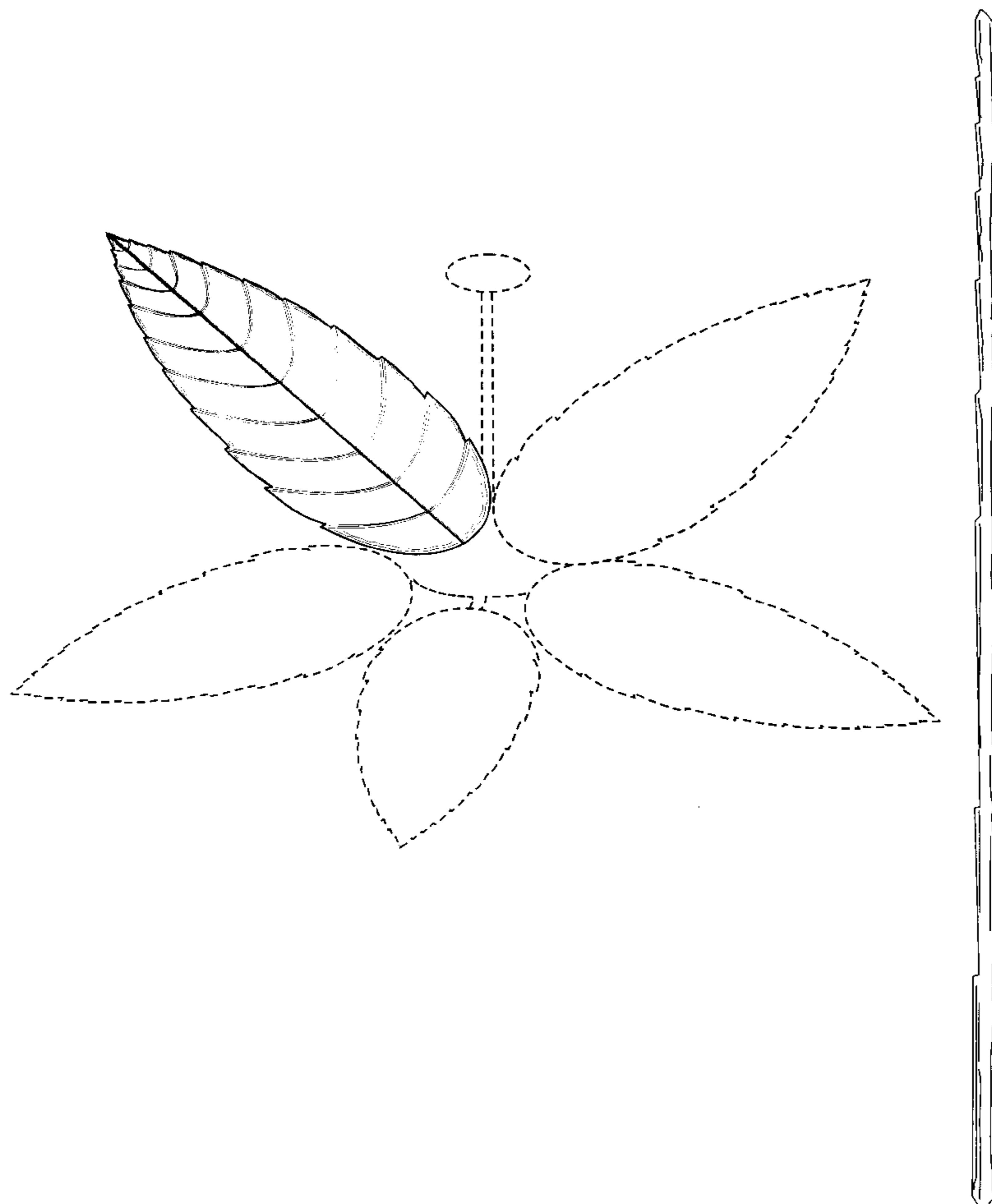
(56) **References Cited**

U.S. PATENT DOCUMENTS

D378,312 S	*	3/1997	Davis, Jr.	D23/413
D387,156 S	*	12/1997	Johnson	D23/413
D388,513 S	*	12/1997	Jaspers-Fayer	D23/413
D424,190 S		5/2000	Tang		
D432,640 S		10/2000	Frampton		
D433,118 S		10/2000	Frampton		
D433,119 S		10/2000	Frampton		
D433,498 S		11/2000	Frampton		
D433,749 S		11/2000	Frampton		

FIG. 1 is an environmental perspective view of a fan blade showing my new design;
 FIG. 2 is an enlarged bottom view thereof;
 FIG. 3 is an enlarged rear end view thereof;
 FIG. 4 is an enlarged right side view thereof;
 FIG. 5 is an enlarged top view thereof;
 FIG. 6 is an enlarged left side view thereof; and,
 FIG. 7 is an enlarged front end view thereof.
 The broken line showing of environmental structure in FIG. 1 is for illustrative purposes only and forms no part of the claimed design.

1 Claim, 3 Drawing Sheets



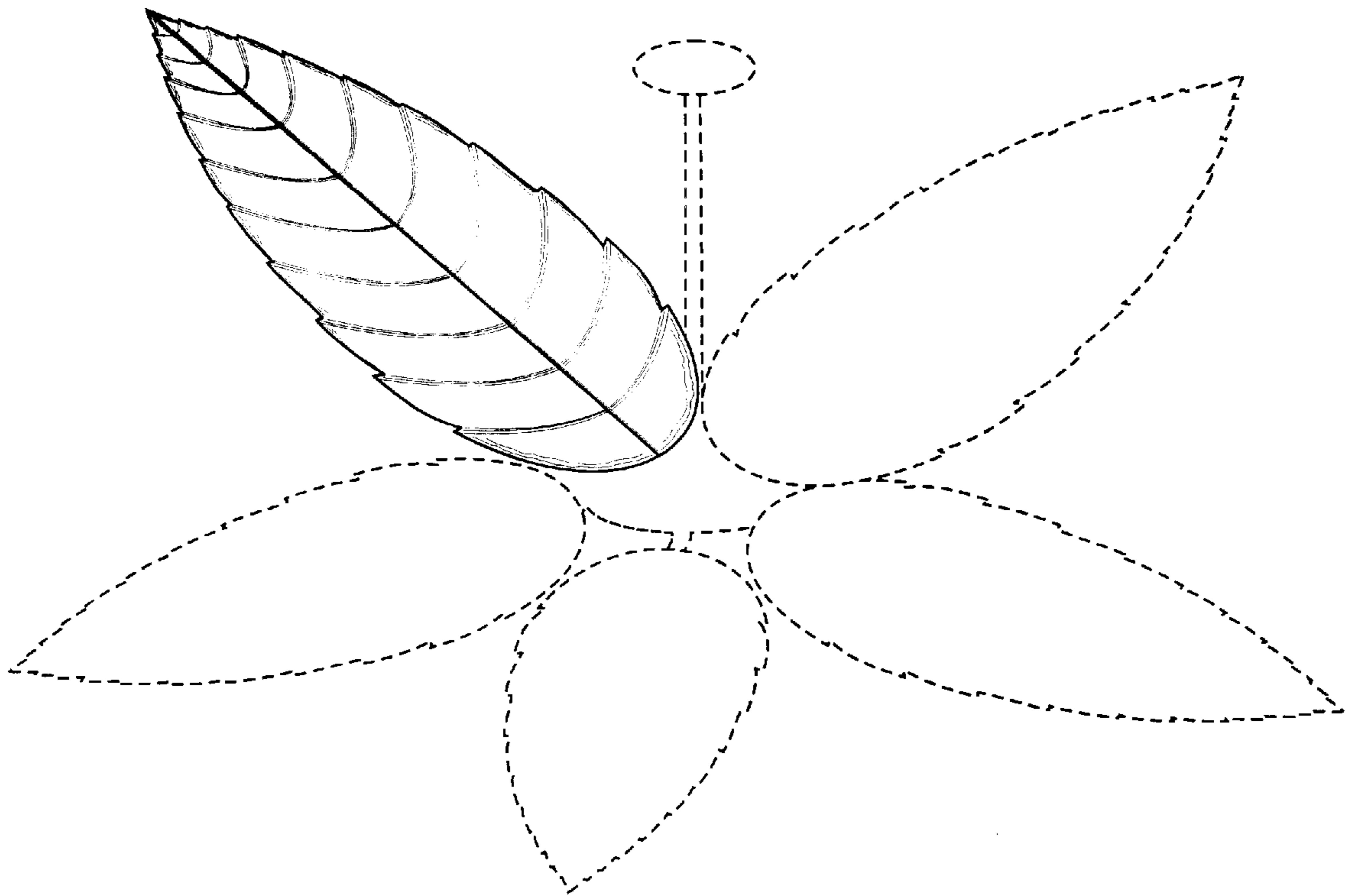


FIG. 1

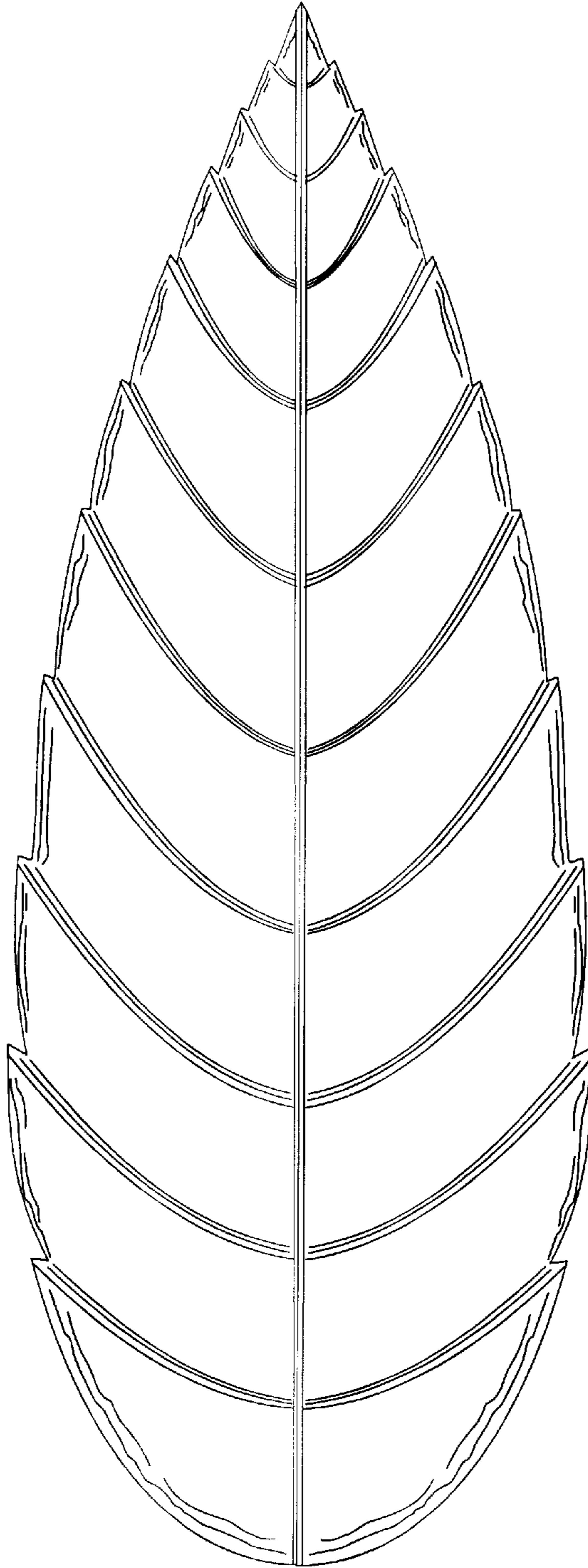


FIG. 2

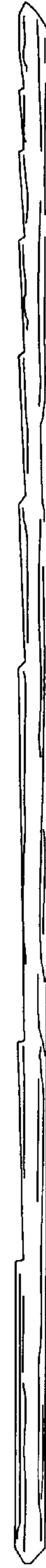


FIG. 4



FIG. 3



Fig. 7

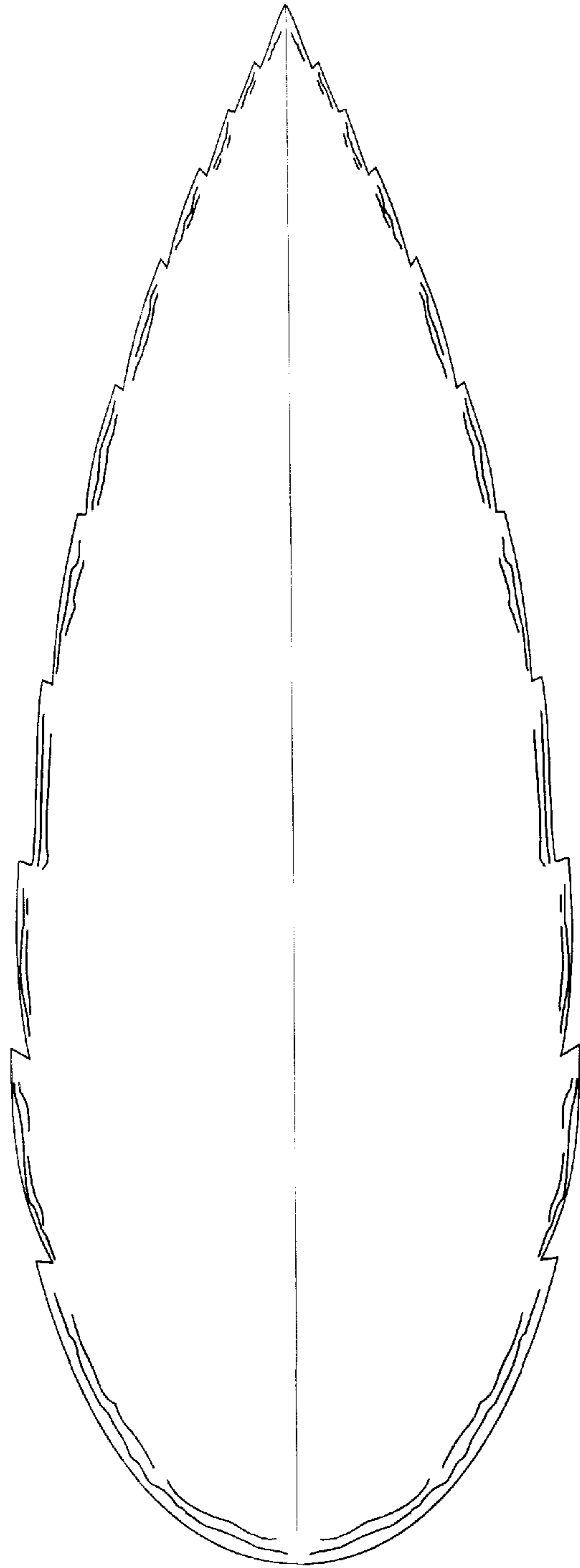


Fig. 5



Fig. 6