



US00D453559S

(12) **United States Design Patent**
Mutchnik et al.

(10) **Patent No.:** **US D453,559 S**

(45) **Date of Patent:** **** Feb. 12, 2002**

(54) **SOLID TOP FOR AN OUTDOOR AIR
CONDITIONING UNIT**

(75) **Inventors:** **Karl J. Mutchnik; Marion E. Houser,
Jr., both of Tyler, TX (US); Stephen P.
Bartlett, Romney Marsh (GB)**

(73) **Assignee:** **American Standard International
Inc., New York, NY (US)**

(**) **Term:** **14 Years**

(21) **Appl. No.:** **29/141,618**

(22) **Filed:** **May 10, 2001**

(51) **LOC (7) Cl. 23-04**

(52) **U.S. Cl. D23/354**

(58) **Field of Search D23/351, 352,
D23/353, 354; 312/236; 454/201, 202,
204, 350, 354; 62/259.1, 259.4, 262, 263,
304, 298**

(56) **References Cited**

U.S. PATENT DOCUMENTS

D296,711 S 7/1988 Bronaugh et al.

D299,528 S 1/1989 Kessler et al.
D306,642 S * 3/1990 Chang et al. D23/351
5,131,463 A * 7/1992 Zimmerli et al.
D349,565 S * 8/1994 Burns et al. D23/354
D414,253 S * 9/1999 Kobayashi et al. D23/351
D434,480 S * 11/2000 Caronna et al. D23/351

* cited by examiner

Primary Examiner—B. J. Bullock

(74) *Attorney, Agent, or Firm*—William J. Beres; William
O'Driscoll

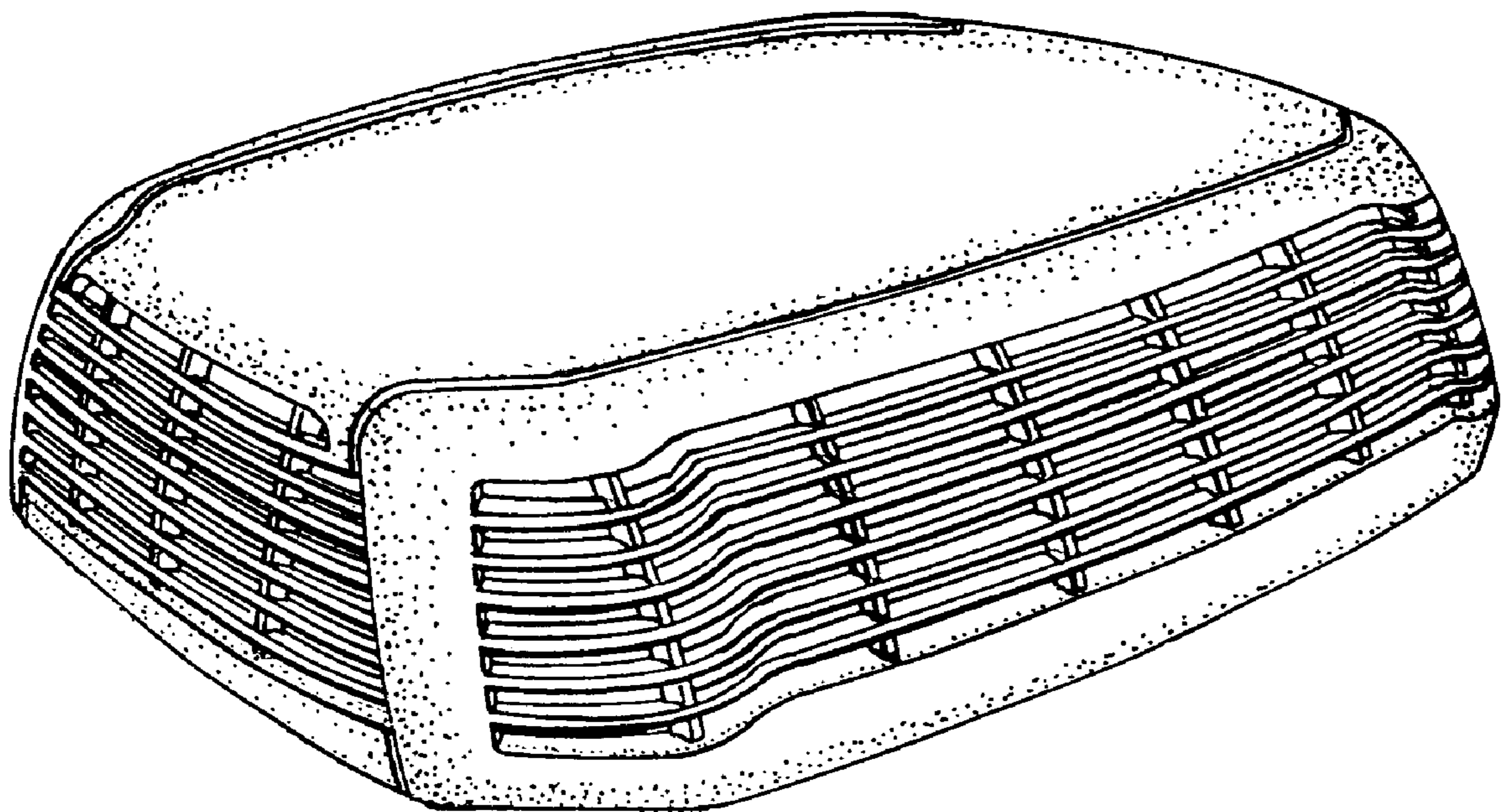
(57) **CLAIM**

The ornamental design for a solid top for an outdoor air
conditioning unit, as shown and described.

DESCRIPTION

FIG. 1 is a perspective view of a solid top for an outdoor air
conditioning unit, showing our new design;
FIG. 2 is a top plane view thereof;
FIG. 3 is a front elevational view thereof, the rear being a
mirror image; and,
FIG. 4 is a right side elevational view thereof, the left side
being a mirror image.

1 Claim, 1 Drawing Sheet



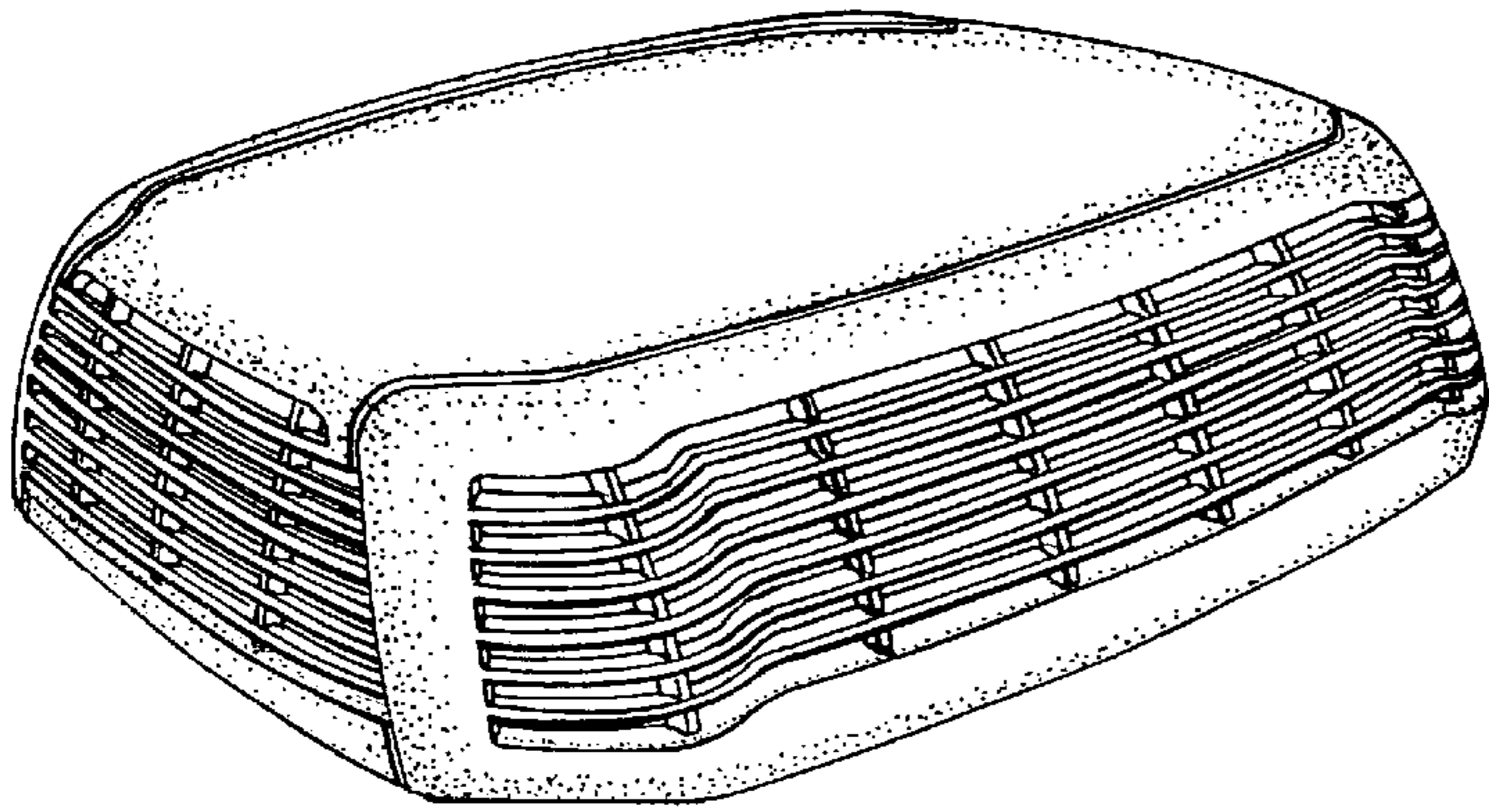


FIG. 1

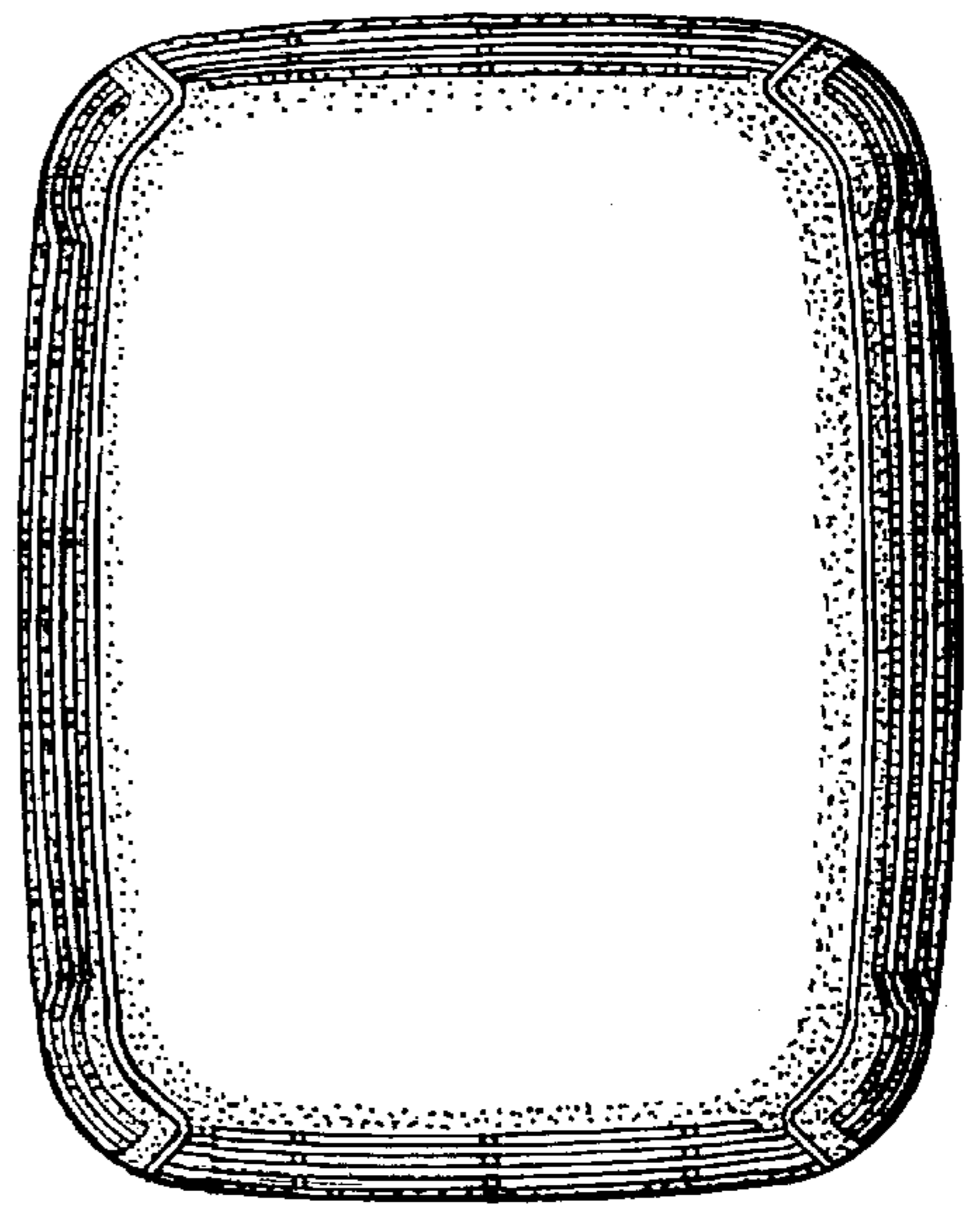


FIG. 2

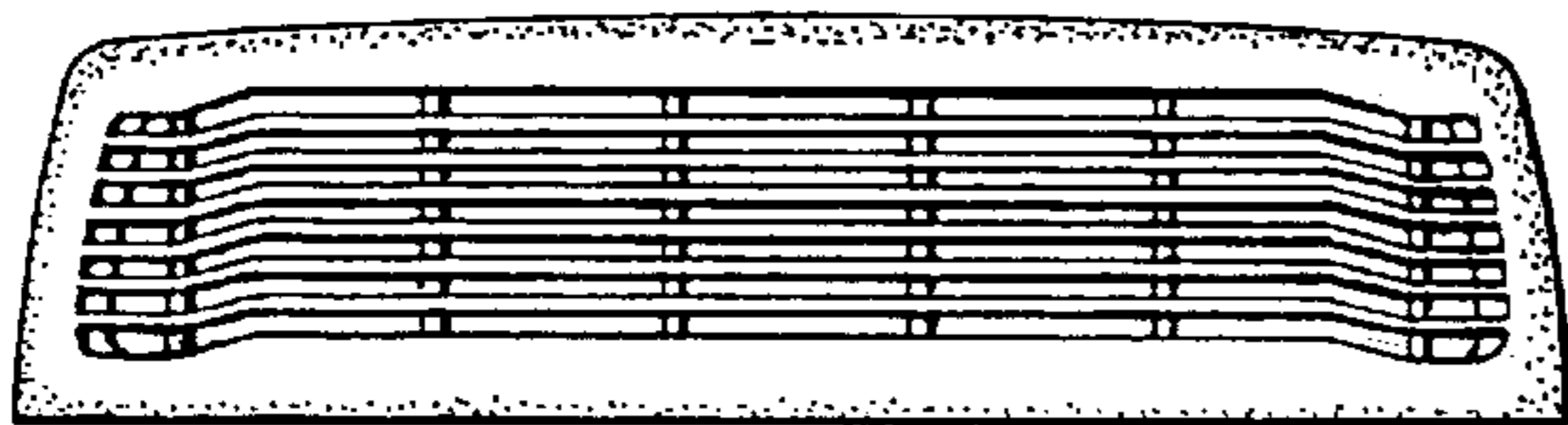


FIG. 3




FIG. 4