



US00D453531S

(12) **United States Design Patent**
Simon

(10) **Patent No.:** **US D453,531 S**

(45) **Date of Patent:** **** Feb. 12, 2002**

(54) **PEN DESIGN**

(75) **Inventor:** **Boris Simon**, Munich (DE)

(73) **Assignee:** **Factor Product GmbH**, München (DE)

(**) **Term:** **14 Years**

(21) **Appl. No.:** **29/126,950**

(22) **Filed:** **Jul. 28, 2000**

(30) **Foreign Application Priority Data**

Jan. 28, 2000 (DE) 4 00 00 969

(51) **LOC (7) Cl.** **19-06**

(52) **U.S. Cl.** **D19/47; D19/43**

(58) **Field of Search** D19/35, 36, 41-51,
D19/53-58, 81-85; 401/6, 7, 88, 98, 202,
243-247, 262, 209

(56) **References Cited**

U.S. PATENT DOCUMENTS

- D35,577 S * 1/1902 Jacobson D19/45
- D168,227 S * 11/1952 Kather D19/45
- D202,395 S * 9/1965 Lamb D19/45
- D237,705 S * 11/1975 Anderson D19/45

- 4,076,427 A * 2/1978 Anderson 401/6
- D269,357 S * 6/1983 Jagger D19/45
- D319,663 S * 9/1991 Katami D19/51
- D370,234 S * 5/1996 Johnson D19/45
- 5,527,124 A * 6/1996 Kolaric 401/6
- D379,473 S * 5/1997 DeLorenzo et al. D19/55
- 6,036,385 A * 3/2000 Bistrack 401/6

* cited by examiner

Primary Examiner—Martie K. Holtje

(74) *Attorney, Agent, or Firm*—Smith, Gambrell & Russell, LLP

(57) **CLAIM**

The ornamental design for a pen design, as shown and described.

DESCRIPTION

FIG. 1 is a left side view of a pen showing my new design;
FIG. 2 is a top view thereof;
FIG. 3 is a bottom elevation view thereof;
FIG. 4 is a right side elevation view thereof;
FIG. 5 is a front view thereof; and,
FIG. 6 is a rear view thereof.

1 Claim, 5 Drawing Sheets




FIG. 1




FIG. 2




FIG. 3



FIG. 4




FIG. 5


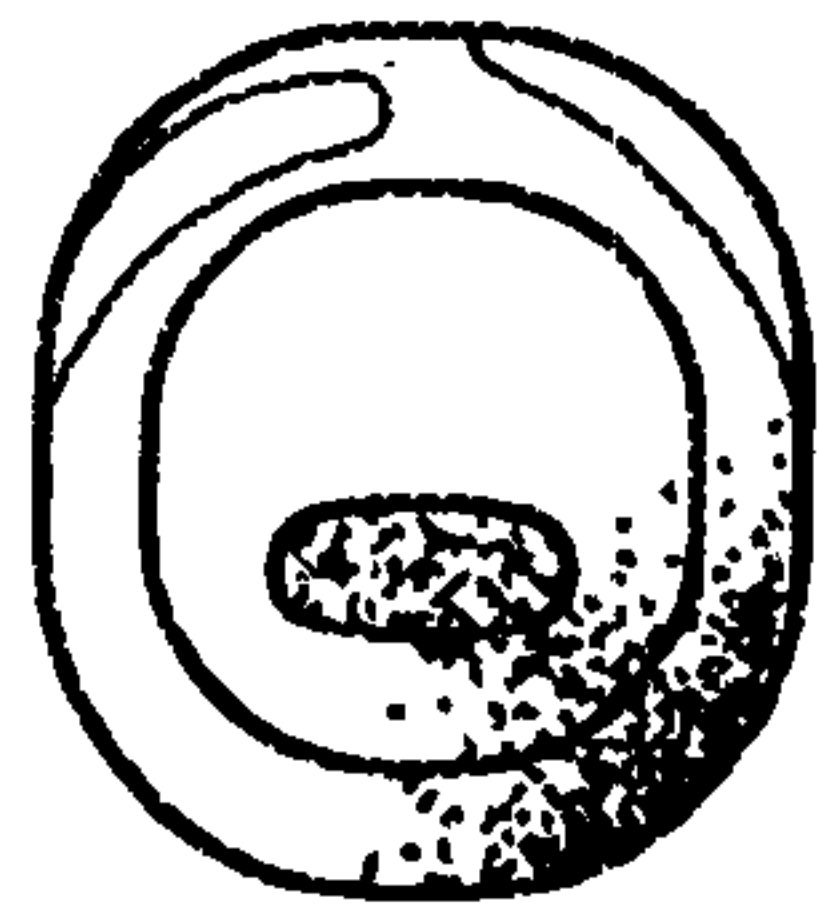


FIG. 6