



US00D453476S

(12) **United States Design Patent**
Wirz et al.

(10) **Patent No.:** **US D453,476 S**

(45) **Date of Patent:** **** *Feb. 12, 2002**

(54) **THERMOMETER**

JP 1039349 5/1999
JP 1039350 5/1999

(75) Inventors: **Peter Wirz**, Meggen; **Sandra Kaufmann**, Zurich; **Marita Larson**; **Peter Michael Weber**, both of Lucerne, all of (CH)

OTHER PUBLICATIONS

Microlife Brochure: Digital Human Fever Measuring Systems; Important Information on the subject of body temperature.

(73) Assignee: **Omron Corporation**, Kyoto-fu (JP)

* cited by examiner

(*) Notice: This patent is subject to a terminal disclaimer.

Primary Examiner—Antoine Duval Davis

(**) Term: **14 Years**

(74) *Attorney, Agent, or Firm*—Dickstein Shapiro Morin & Oshinsky LLP

(21) Appl. No.: **29/136,311**

(57) **CLAIM**

(22) Filed: **Jan. 30, 2001**

The ornamental design for a thermometer, as shown and described.

(51) **LOC (7) Cl.** **10-04**

(52) **U.S. Cl.** **D10/57**

(58) **Field of Search** D10/57; 340/584;
374/151, 158, 163, 208

DESCRIPTION

(56) **References Cited**

U.S. PATENT DOCUMENTS

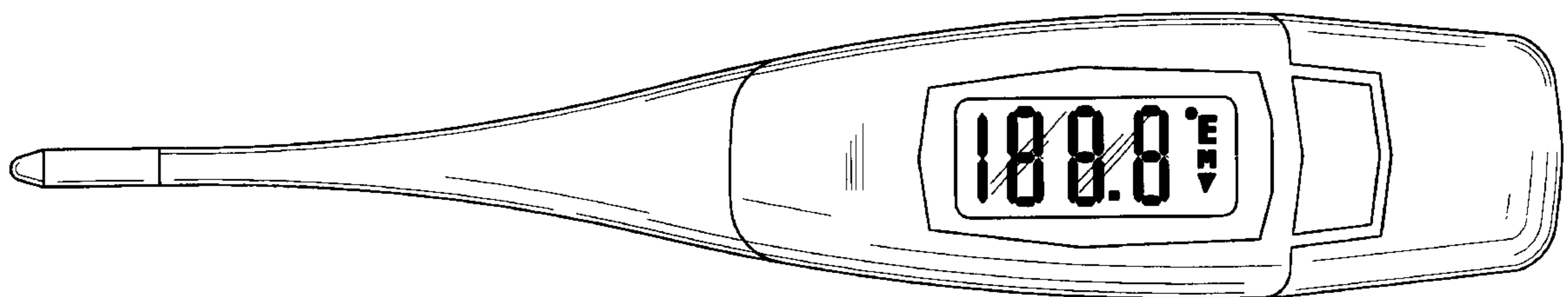
5,575,563 A * 11/1996 Chiu et al. D10/57 X
D420,604 S * 2/2000 Katzman et al. D10/57
D420,924 S * 2/2000 Tseng D10/57

FIG. 1 is a top view of a thermometer according to the present invention;
FIG. 2 is a bottom view thereof;
FIG. 3 is a front view thereof;
FIG. 4 is a rear view thereof;
FIG. 5 is a right side view thereof; and,
FIG. 6 is a left side view thereof.

FOREIGN PATENT DOCUMENTS

JP 748972 11/1988

1 Claim, 2 Drawing Sheets



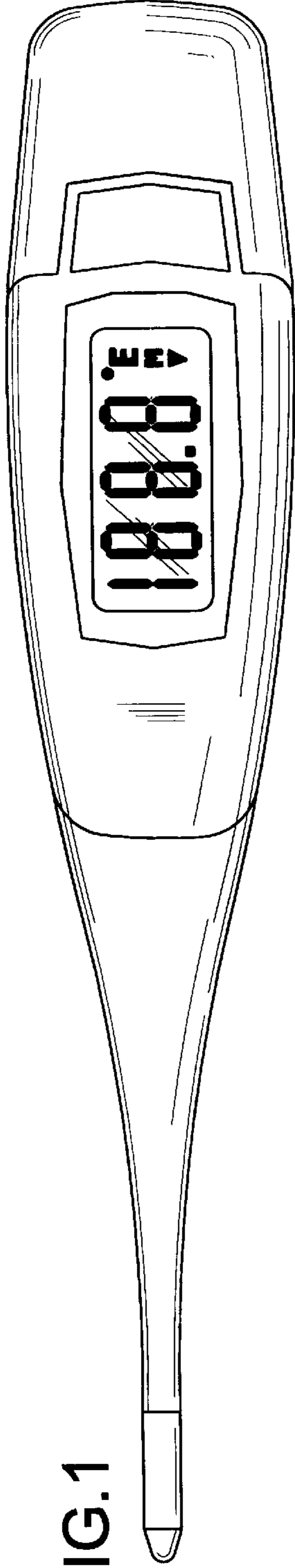


FIG. 1

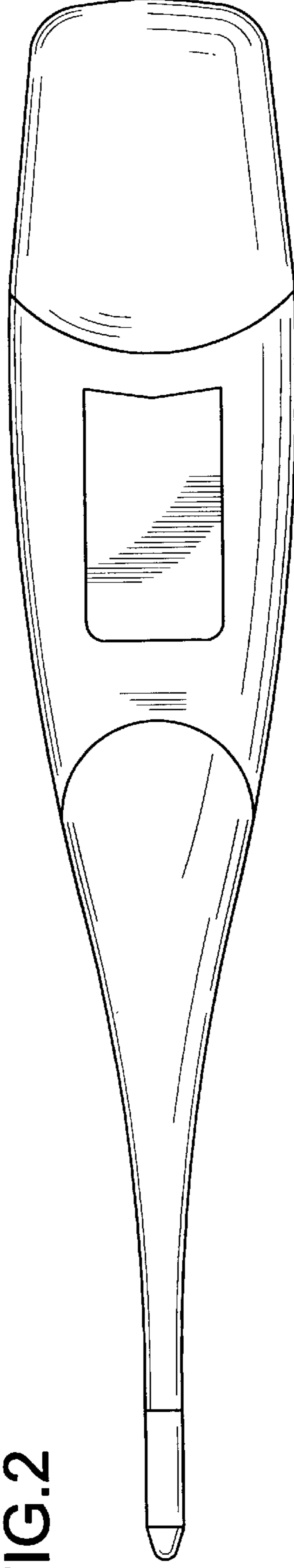


FIG. 2

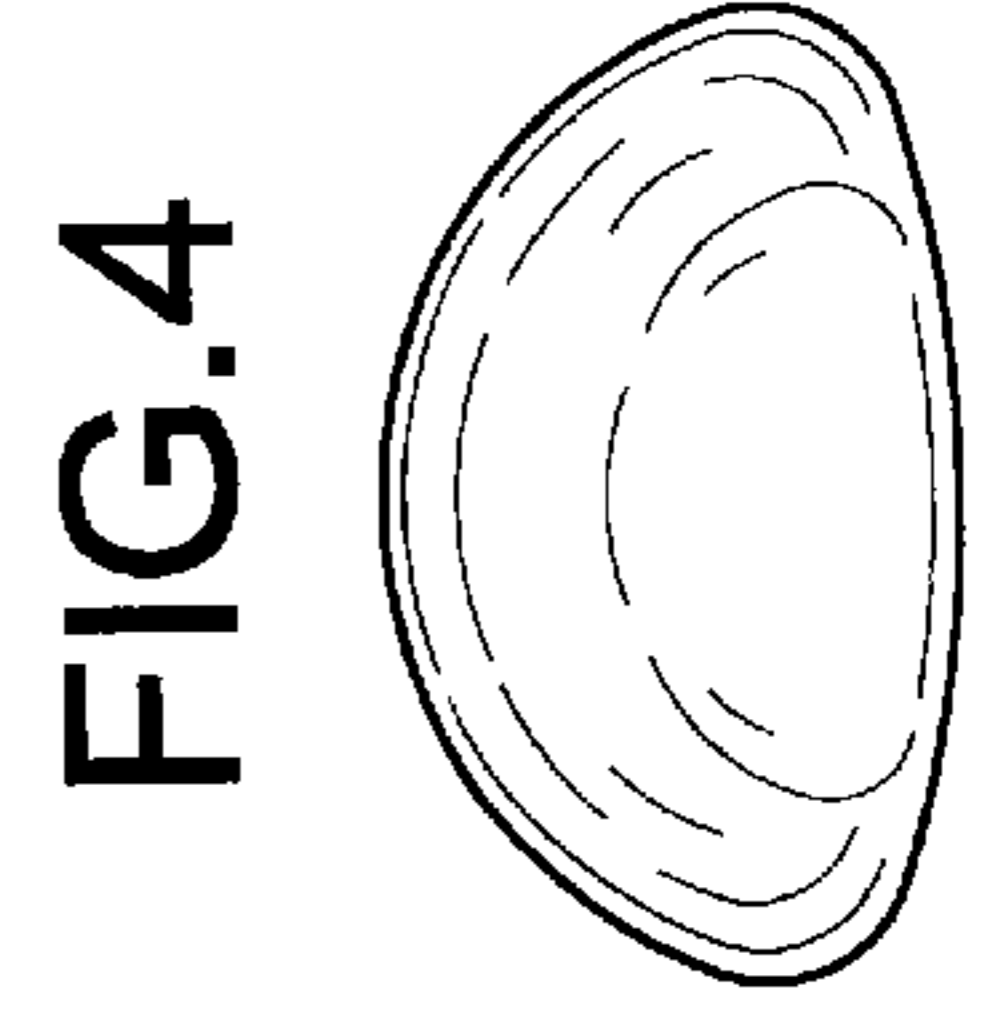


FIG. 4

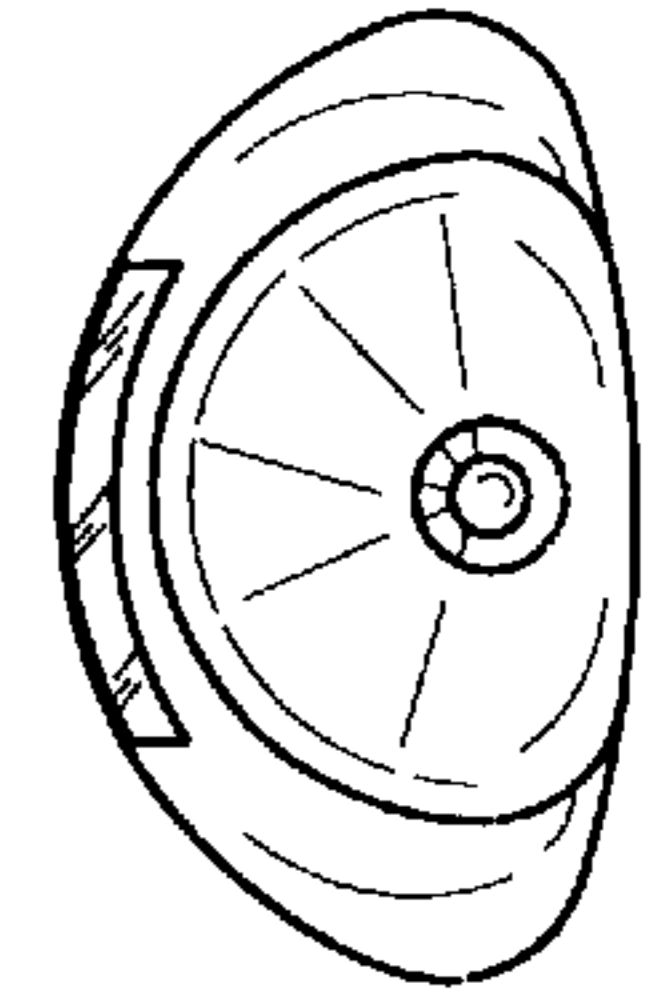


FIG. 3

FIG.5



FIG.6

