



US00D453475S

(12) **United States Design Patent**  
**Xing**

(10) **Patent No.:** **US D453,475 S**

(45) **Date of Patent:** **\*\* Feb. 12, 2002**

(54) **WRIST WATCH**

D404,320 S \* 1/1999 Chodat ..... D10/39  
D434,679 S \* 12/2000 Dumas ..... D10/39

(75) Inventor: **Guo Hua Xing**, Shenzhen (HK)

**OTHER PUBLICATIONS**

(73) Assignee: **Alfred International Ltd.**, Kowloon (HK)

European Jeweler—Jun. 1973—p. 28—watches at top-right.\*

(\*\*) Term: **14 Years**

\* cited by examiner

(21) Appl. No.: **29/140,402**

*Primary Examiner*—Nelson C. Holtje

(22) Filed: **Apr. 18, 2001**

(74) *Attorney, Agent, or Firm*—Leydig, Voit, & Mayer, Ltd.

(30) **Foreign Application Priority Data**

(57) **CLAIM**

Oct. 19, 2000 (HK) ..... 0011514

The ornamental design for a wrist watch, as shown and described.

(51) **LOC (7) Cl.** ..... **10-02**

**DESCRIPTION**

(52) **U.S. Cl.** ..... **D10/32**

FIG. 1 is a front and right side perspective view of a wrist watch showing my new design;

(58) **Field of Search** ..... D10/1-39, 122-132;  
368/276-277, 285, 281-282; D11/3-25;  
63/1.11, 3, 5, 11

FIG. 2 is a front elevational view thereof;

FIG. 3 is a rear elevational view thereof;

FIG. 4 is a left side elevational view thereof;

FIG. 5 is a right side elevational view thereof;

FIG. 6 is a top plan view thereof; and,

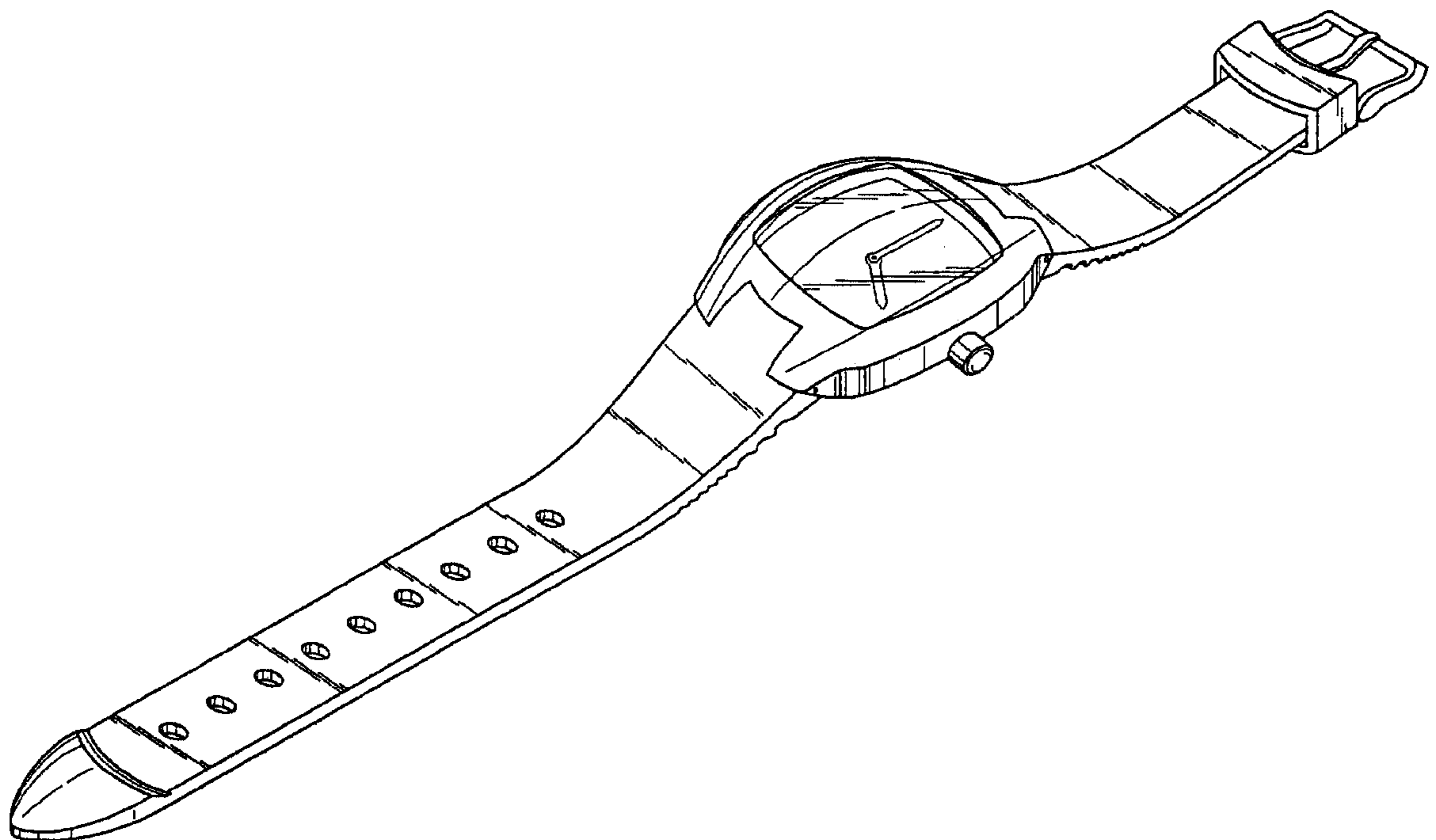
FIG. 7 is a bottom plan view thereof.

(56) **References Cited**

**U.S. PATENT DOCUMENTS**

3,735,585 A \* 5/1973 Takagi ..... 368/281  
3,911,665 A \* 10/1975 Berkum ..... 368/80

**1 Claim, 4 Drawing Sheets**



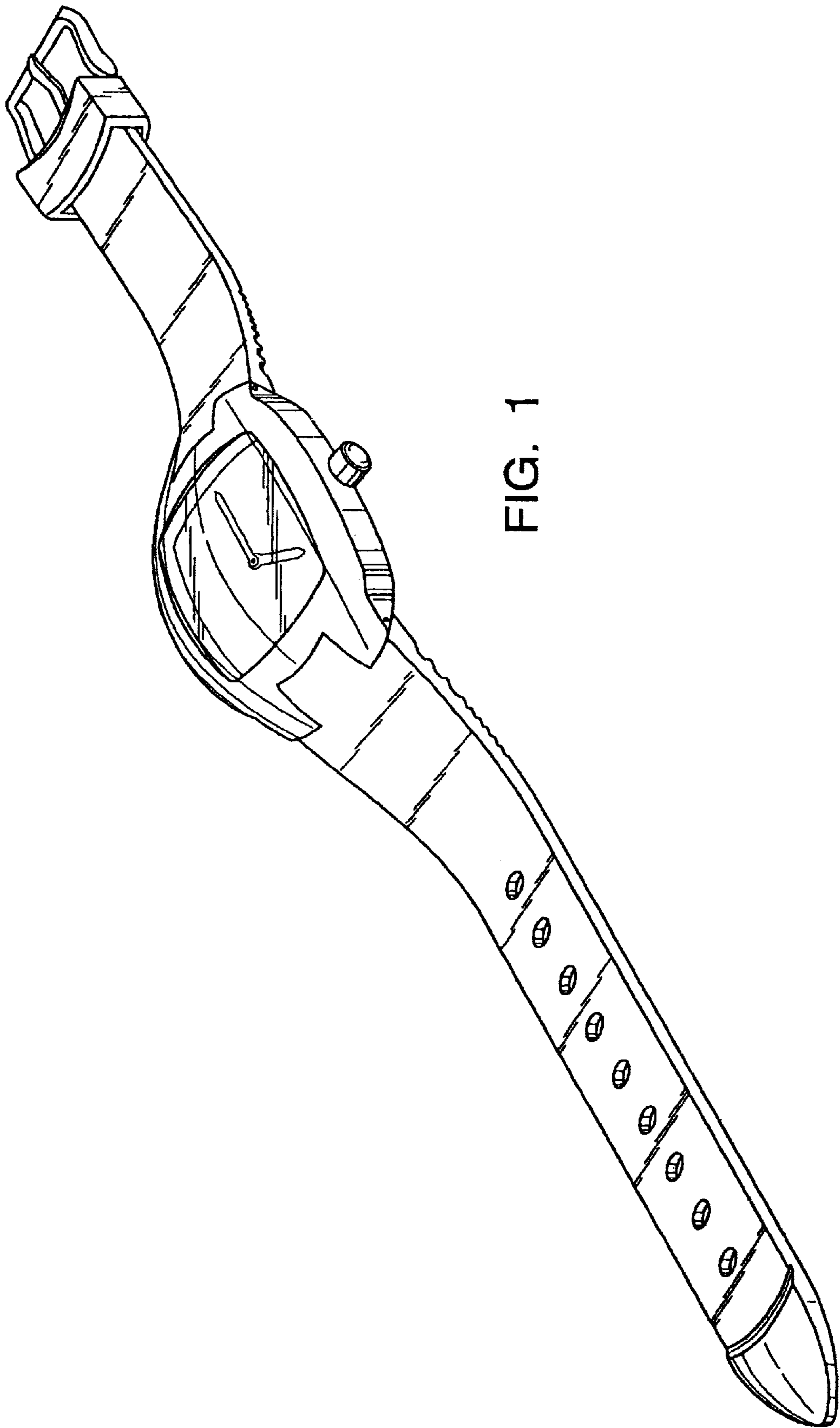


FIG. 1

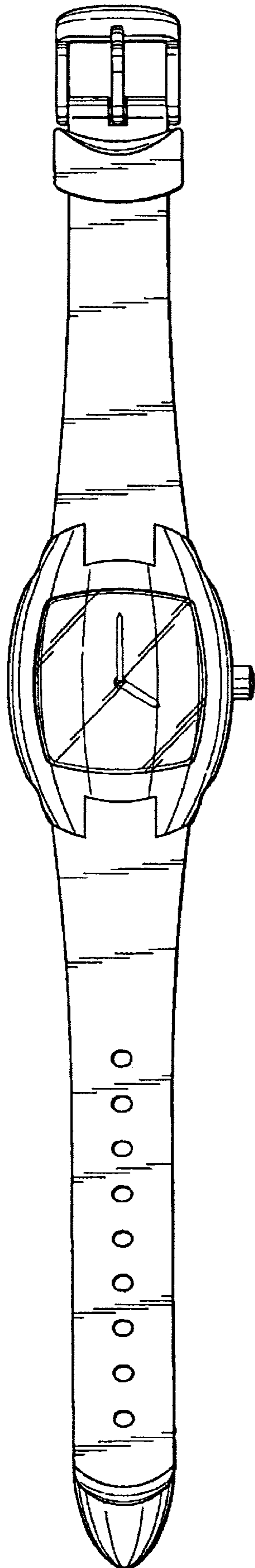


FIG. 2

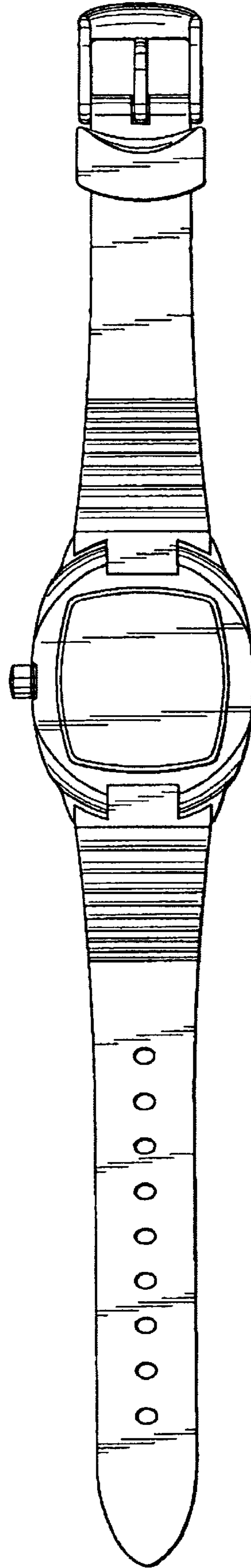


FIG. 3

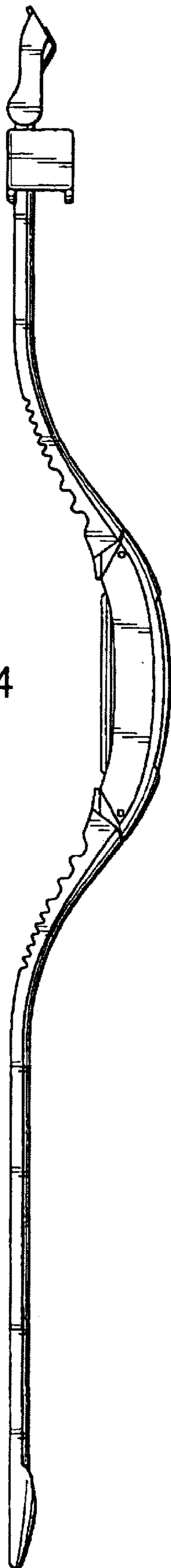


FIG. 4

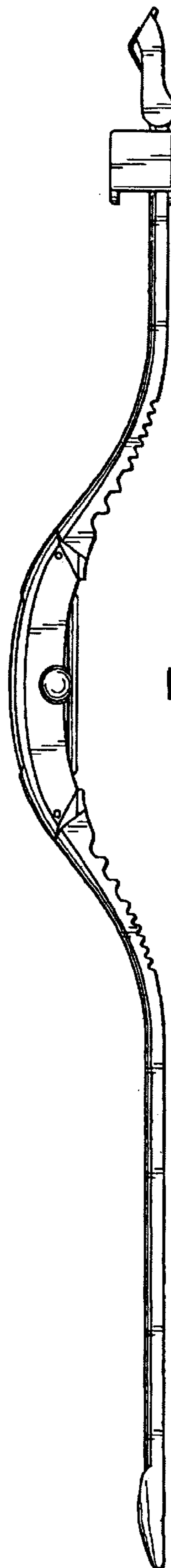


FIG. 5




FIG. 6

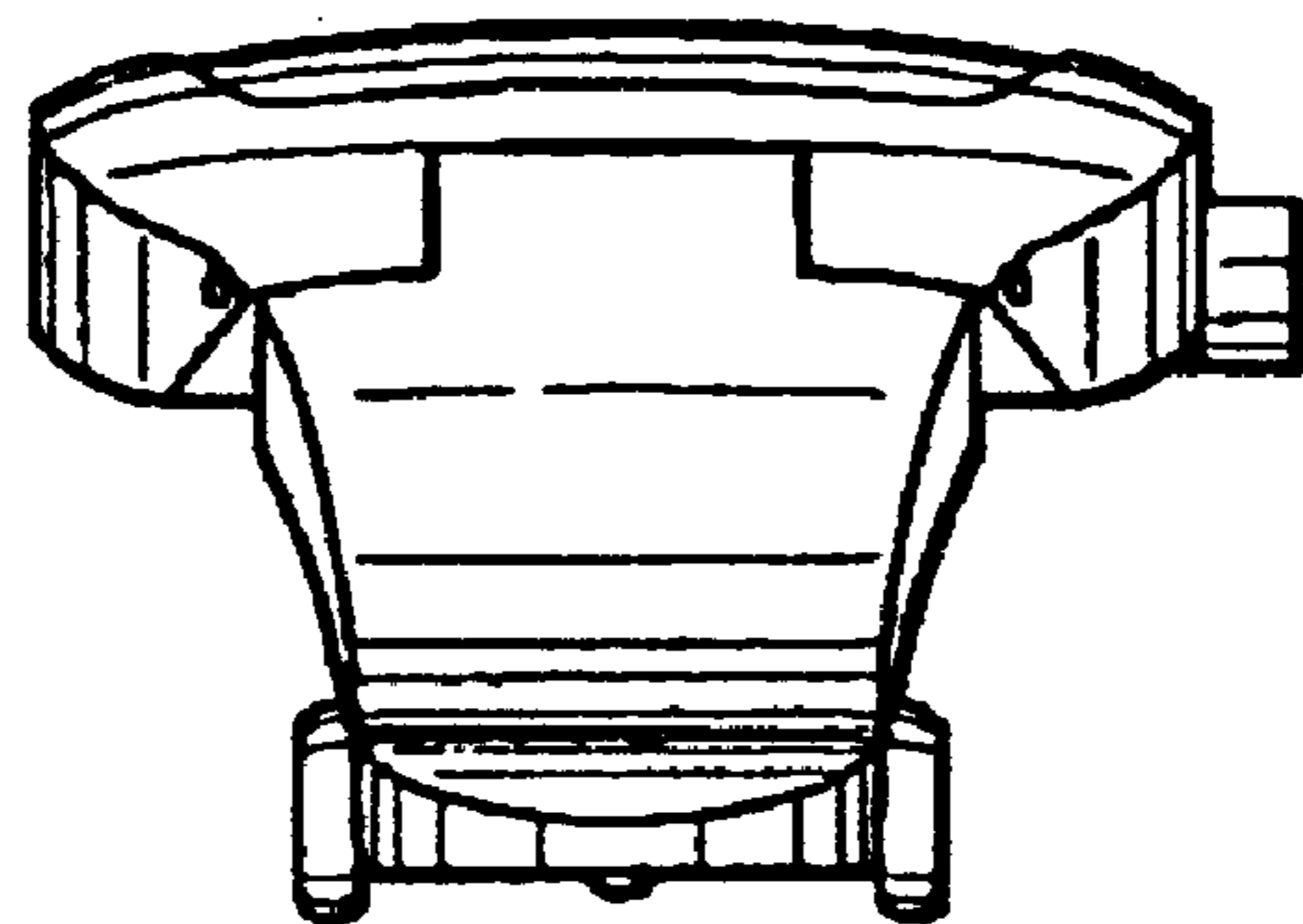


FIG. 7