



US00D453464S

(12) **United States Design Patent**
Yu

(10) **Patent No.:** **US D453,464 S**

(45) **Date of Patent:** **** Feb. 12, 2002**

(54) **HANDLE**

(76) **Inventor:** **Chih-Hsin Yu**, 4F-3, No. 123, Lane
235, Pao Chiao Road, Hsin Tien City
(TW)

(**) **Term:** **14 Years**

(21) **Appl. No.:** **29/140,362**

(22) **Filed:** **Apr. 18, 2001**

(51) **LOC (7) Cl.** **07-03**

(52) **U.S. Cl.** **D8/107**

(58) **Field of Search** D8/98, 99, 107;
D22/118; D7/645, 642, 393, 395; 81/177.1,
489; 16/110.1, 421, 422, 426, 430, 431;
30/166 R, 340

(56) **References Cited**

U.S. PATENT DOCUMENTS

4,721,021 A * 1/1988 Kuszniir 81/22
D303,562 S * 9/1989 Hahn D22/118

D419,825 S * 2/2000 Derington D7/395
D420,888 S * 2/2000 Yu D8/107
D443,470 S * 6/2001 Yu D7/395

* cited by examiner

Primary Examiner—Joel Sincavage

Assistant Examiner—Clare E. Heflin

(74) *Attorney, Agent, or Firm*—Bacon & Thomas, PLLC

(57) **CLAIM**

The ornamental design for a handle, as shown and described.

DESCRIPTION

FIG. 1 is a perspective view of the handle showing my new design;

FIG. 2 is a front elevational view thereof;

FIG. 3 is a rear elevational view thereof;

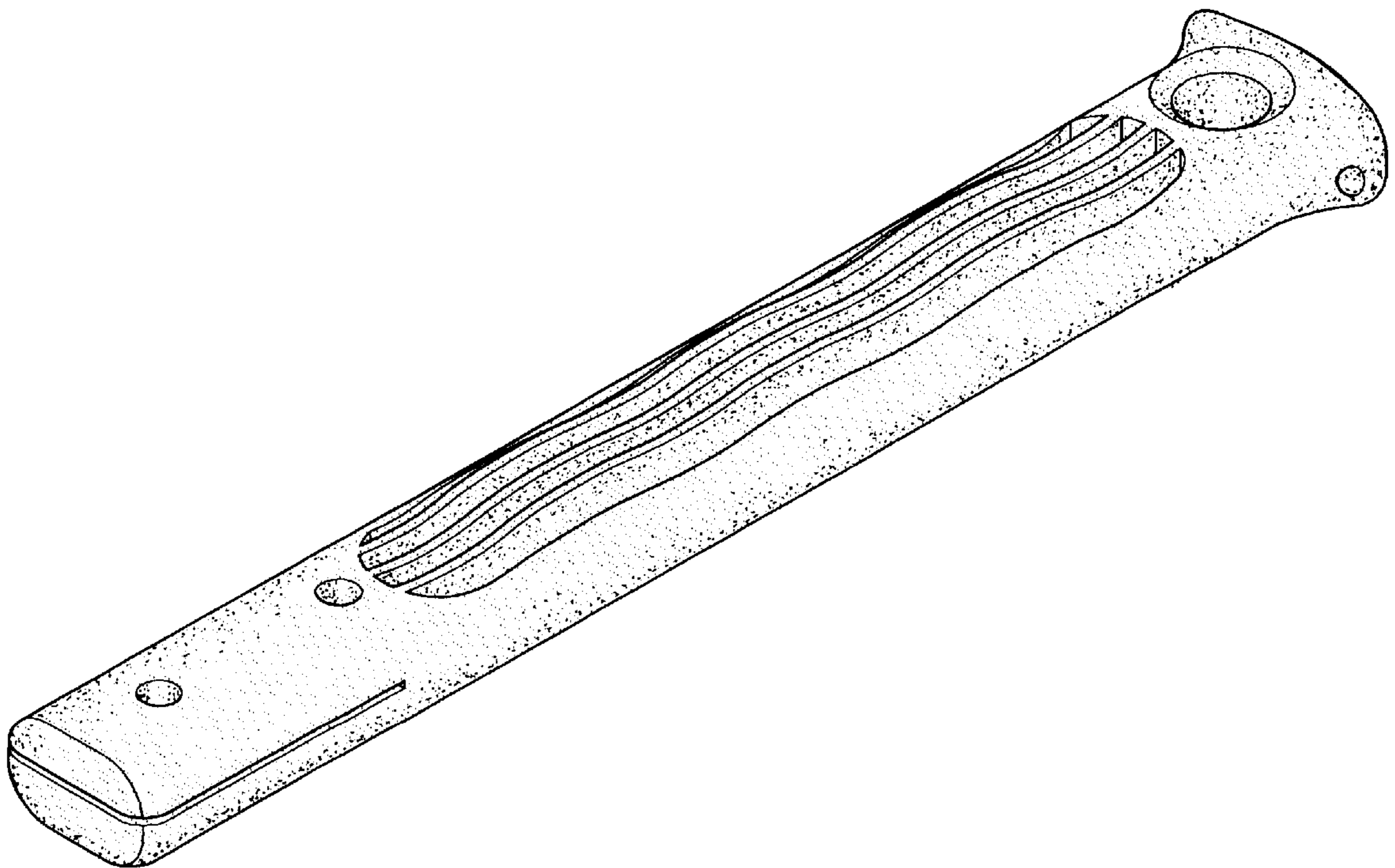
FIG. 4 is a left side elevational view thereof;

FIG. 5 is a right side elevational view thereof;

FIG. 6 is a top plan view thereof; and,

FIG. 7 is a bottom plan view thereof.

1 Claim, 4 Drawing Sheets



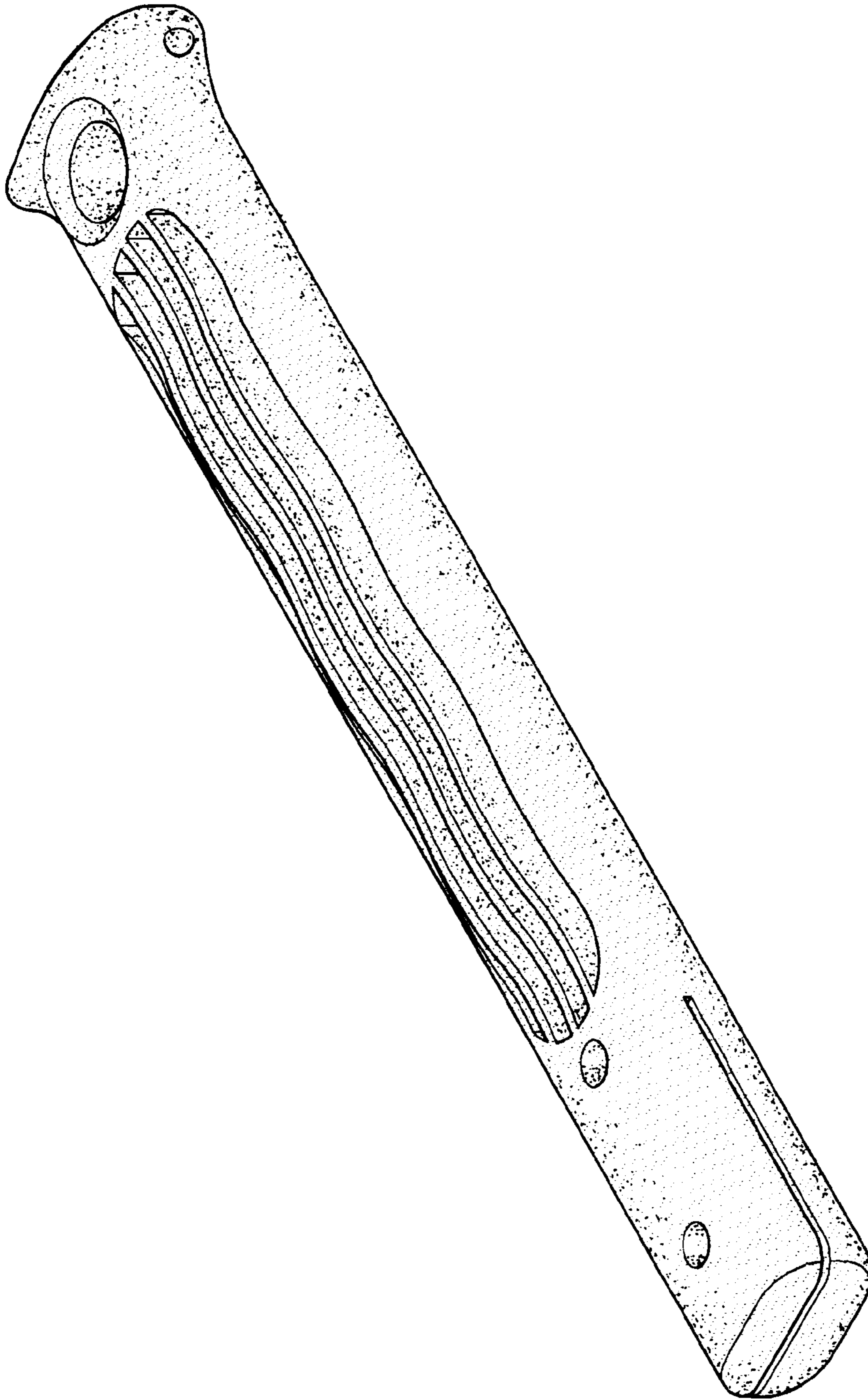


FIG. 1




FIG. 2



FIG. 3

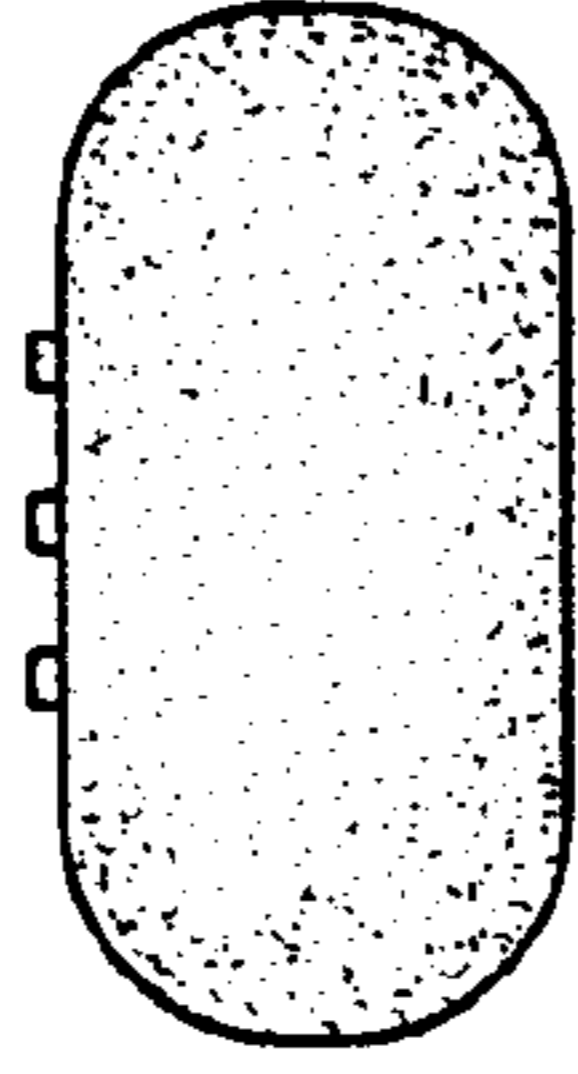


FIG. 5

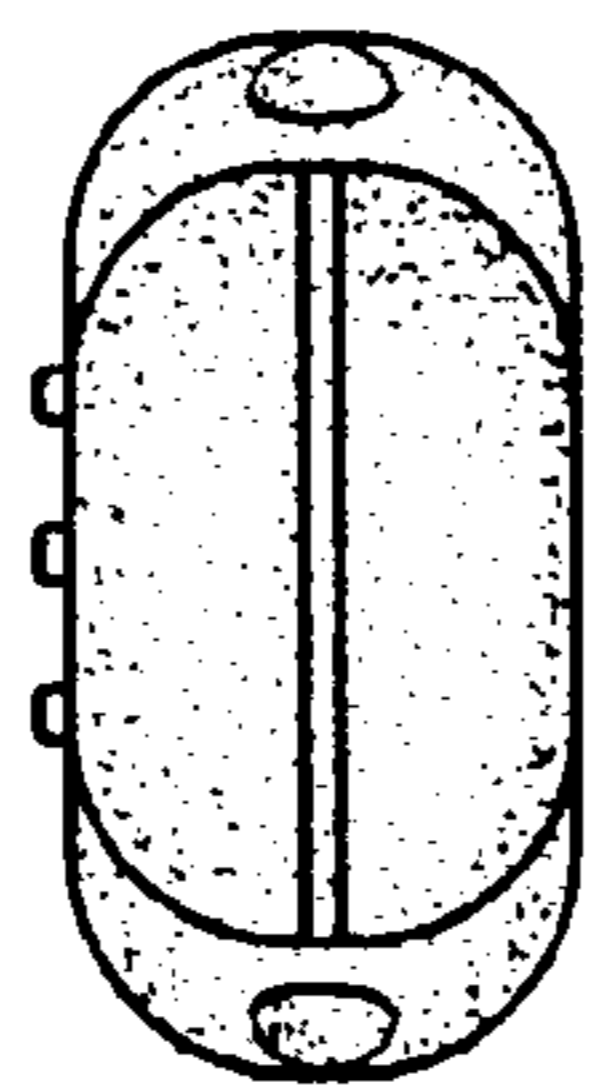


FIG. 4

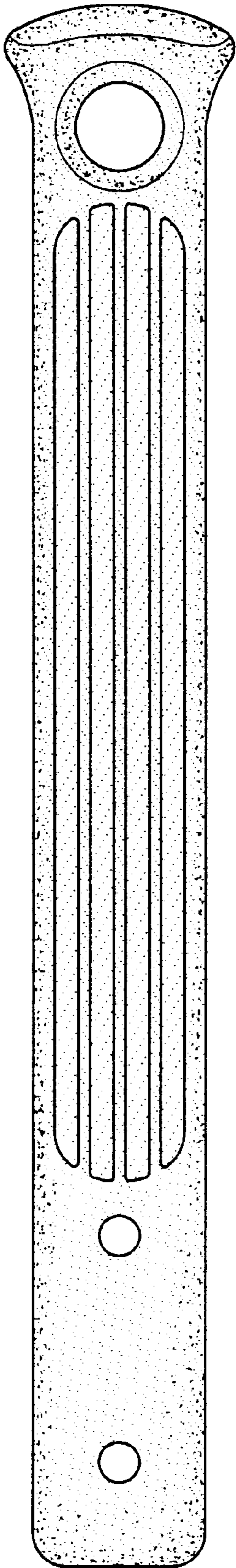


FIG. 6

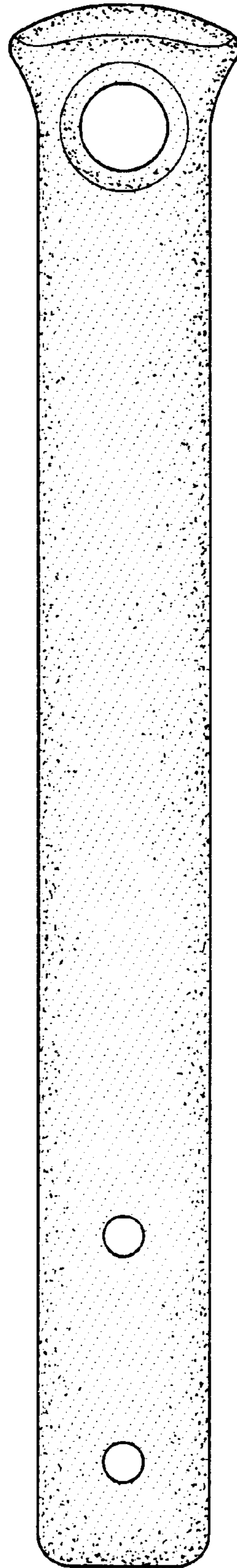


FIG. 7