



US00D453436S

(12) **United States Design Patent**  
**Hoernig**

(10) **Patent No.:** **US D453,436 S**

(45) **Date of Patent:** **\*\* Feb. 12, 2002**

(54) **DOUBLE TOWEL BAR**

D406,484 S \* 3/1999 Wu ..... D6/566

(75) Inventor: **Victor Hoernig**, Lowell, IN (US)

**OTHER PUBLICATIONS**

(73) Assignee: **GUSA, Inc.**, Fort Mill, SC (US)

Smedbo "Villa Bath" Catalogue p. 4 Double Towel Bar K236.\*

(\*\*) Term: **14 Years**

\* cited by examiner

(21) Appl. No.: **29/144,478**

*Primary Examiner*—Brian N. Vinson

(22) Filed: **Jul. 3, 2001**

(74) *Attorney, Agent, or Firm*—Edgar A. Zarins; Lloyd D. Doigan

(51) **LOC (7) Cl.** ..... **06-04**

(52) **U.S. Cl.** ..... **D6/548**

(58) **Field of Search** ..... D6/546-50, 518,  
D6/522-24; D8/300, 315-21, 354, 363,  
373, 380; 108/28-29; 211/13.1, 16, 60.1,  
86.01, 87.01, 88.04, 100, 105.1-105.2,  
123, 181.1, 182; 248/175, 176.1, 251, 302;  
16/110.1, 412, 415; 242/570, 595-598,  
590; 206/389

(57) **CLAIM**

The ornamental design for a double towel bar, as shown and described.

**DESCRIPTION**

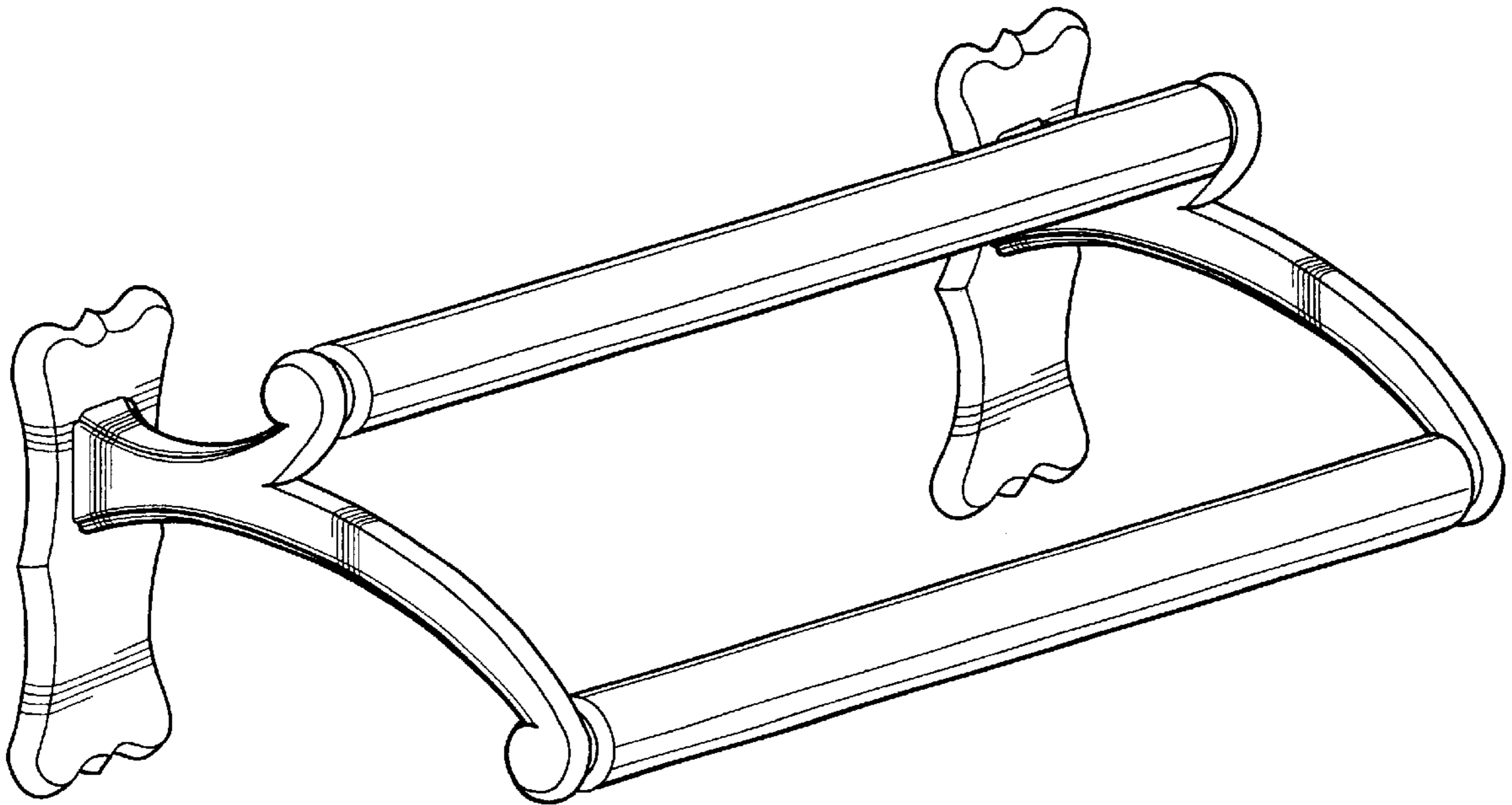
FIG. 1 is a perspective view of a double towel bar showing my new design;  
FIG. 2 is a front elevational view thereof;  
FIG. 3 is a right side view thereof;  
FIG. 4 is a left side view thereof;  
FIG. 5 is a top plan view thereof;  
FIG. 6 is a bottom plan view thereof; and,  
FIG. 7 is a rear elevational view thereof.

(56) **References Cited**

**U.S. PATENT DOCUMENTS**

2,315,566 A \* 4/1943 Watral et al. .... 211/123 X  
D327,598 S \* 7/1992 Emery ..... D6/549  
D392,138 S \* 3/1998 Wu ..... D6/549

**1 Claim, 4 Drawing Sheets**



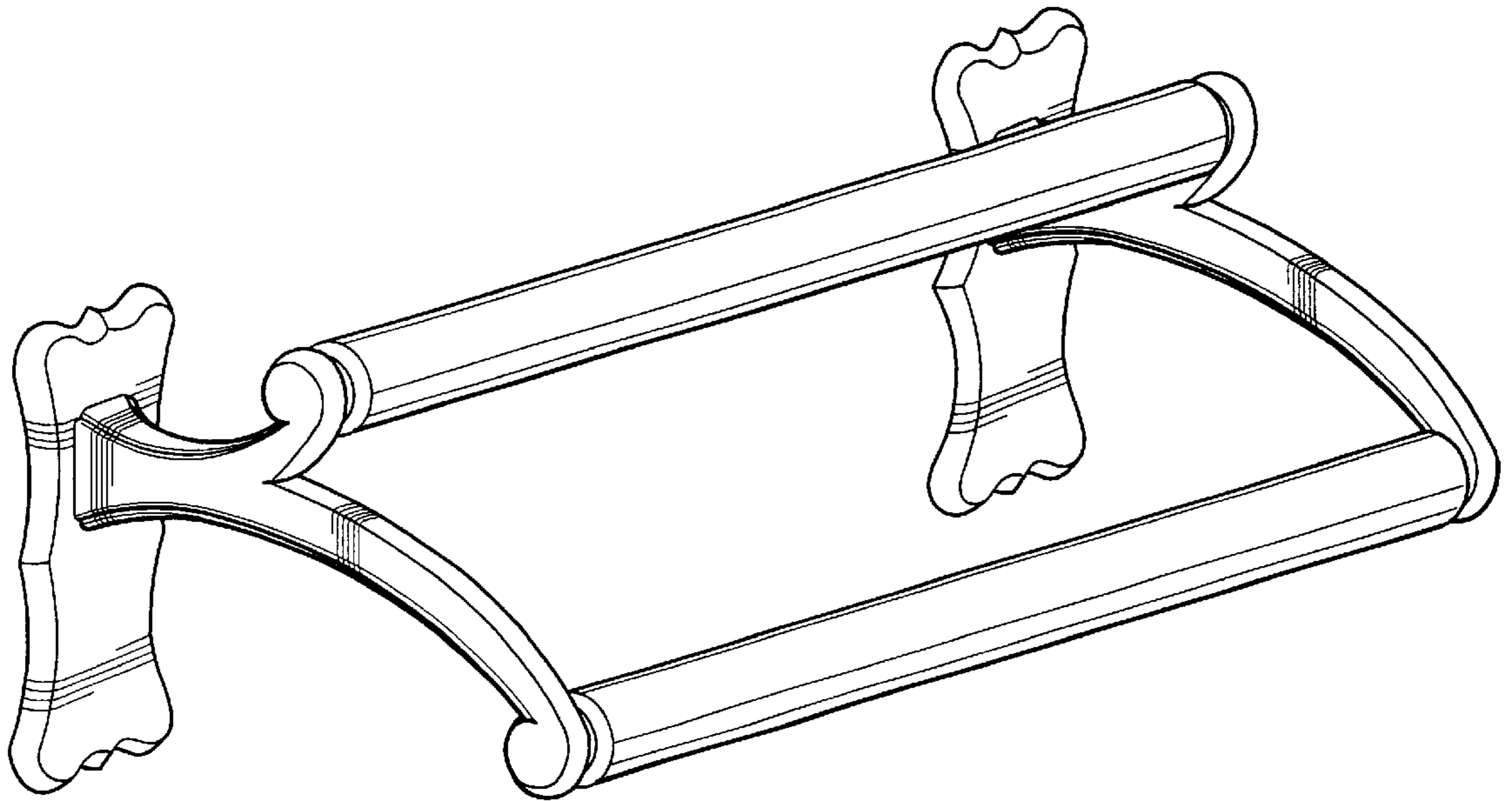


Fig-1




Fig-2

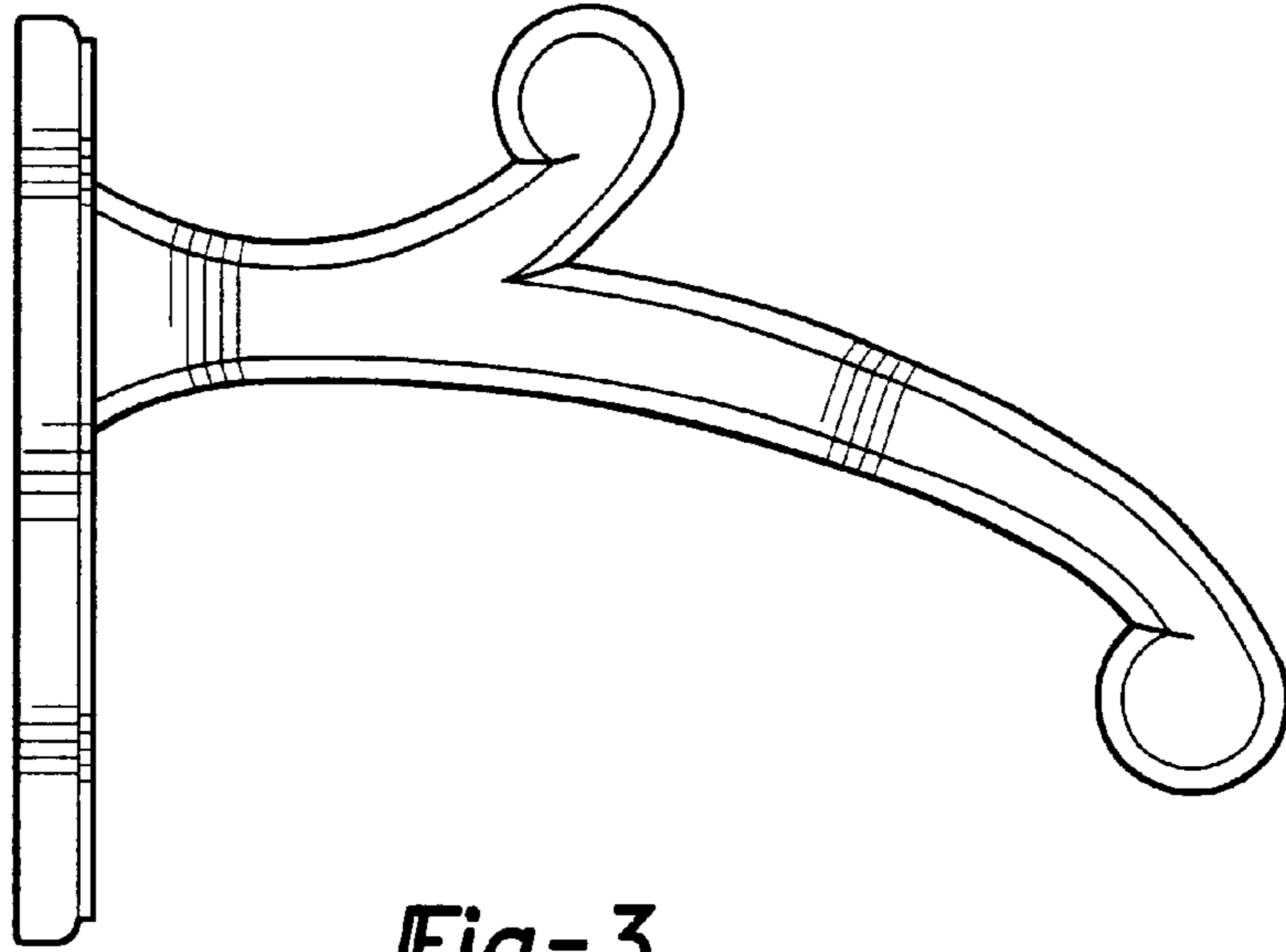


Fig-3




Fig-4

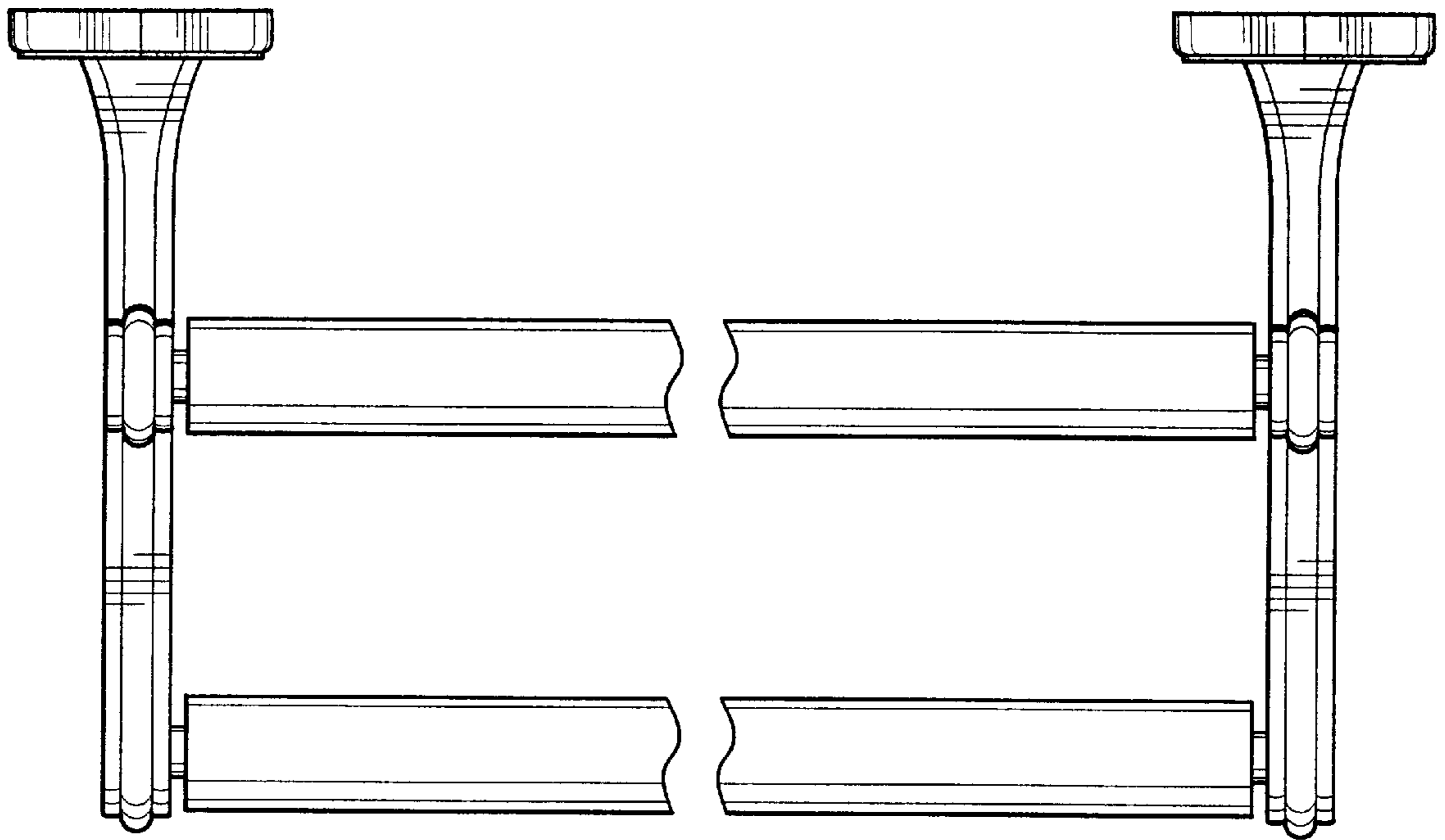


Fig-5




Fig-6

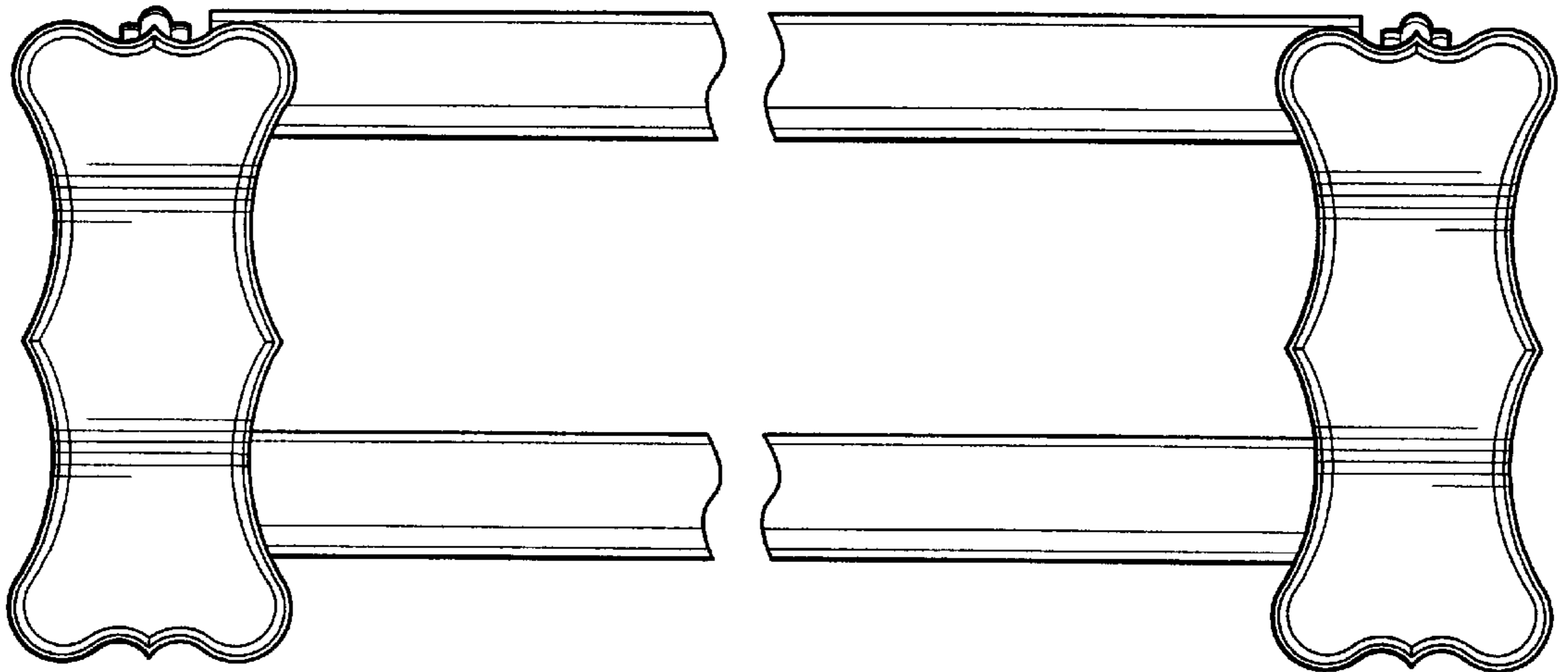


Fig-7