



US00D453433S

(12) **United States Design Patent**
Gilbert et al.

(10) **Patent No.:** **US D453,433 S**

(45) **Date of Patent:** **** Feb. 12, 2002**

(54) **BATH ACCESSORY BASE**

(75) Inventors: **Christopher Jon Gilbert**, Moreland Hills; **Pierre-Yves J. Panis**, North Olmsted, both of OH (US)

(73) Assignee: **Moen Incorporated**, North Olmsted, OH (US)

(**) Term: **14 Years**

(21) Appl. No.: **29/135,363**

(22) Filed: **Jan. 10, 2001**

(51) **LOC (7) Cl.** **23-02**

(52) **U.S. Cl.** **D6/524**

(58) **Field of Search** D6/524, 527, 550; D8/350, 352, 363, 373; 16/DIG. 4, DIG. 24, DIG. 40, 11 R; 292/357; 174/66

(56) **References Cited**

U.S. PATENT DOCUMENTS

D37,935 S	4/1906	Schehr
D44,301 S	7/1913	Curtiss
D48,651 S	2/1916	Prinzler
1,775,919 A	9/1930	Starner
D132,122 S	4/1942	Anderson
D132,257 S	5/1942	Sanford
D152,198 S	12/1948	Hay
3,283,383 A	11/1966	Heath
D233,385 S	10/1974	Friedman
D252,571 S	8/1979	Hancock
D254,881 S	5/1980	Pyskaty
D262,922 S	2/1982	Fleischmann et al.
D266,635 S	10/1982	Fleischmann et al.
D274,123 S	6/1984	Tegner
D299,095 S	12/1988	Gresens et al.
D299,096 S	12/1988	Fayerman et al.
D300,406 S	3/1989	Bordian
D305,863 S	2/1990	Gresens et al.
D317,860 S	7/1991	Gary
D329,559 S	9/1992	Paul

D333,583 S	3/1993	Hurd
D334,315 S	3/1993	Bengtson
D357,840 S	5/1995	Lehn et al.
D358,287 S	5/1995	Sharpe
D358,517 S	5/1995	Sharpe
D358,518 S	5/1995	Sharpe
D361,006 S	8/1995	Sharpe
D362,360 S	9/1995	Lehn et al.
D362,361 S	9/1995	Lehn et al.
D374,361 S	10/1996	Lehn et al.
D376,719 S	12/1996	Leykekhmakher et al.
D386,342 S	11/1997	Moore
D386,343 S	11/1997	Moore
D394,973 S	6/1998	Moore et al.
D397,256 S	8/1998	Moore et al.
D405,995 S	2/1999	Harris
D409,867 S	5/1999	Sweetman
D412,658 S	8/1999	Goodman et al.
D416,730 S	11/1999	Chen
D417,989 S	12/1999	Moore et al.
D417,992 S	12/1999	Roth et al.
D424,349 S	5/2000	Duggan
D425,742 S	5/2000	Duggan
D426,095 S	6/2000	Chen

Primary Examiner—Brian N. Vinson
(74) *Attorney, Agent, or Firm*—Cook, Alex, McFarron, Manzo, Cummings & Mehler, Ltd.

(57) **CLAIM**

The ornamental design for a bath accessory base, as shown and described.

DESCRIPTION

FIG. 1 is a front perspective view of our new design for a bath accessory post;
FIG. 2 is a front view thereof;
FIG. 3 is a right side view thereof, the left side being the same as the right side;
FIG. 4 is a rear view thereof; and,
FIG. 5 is a top view thereof, the bottom being the same as the top.

1 Claim, 1 Drawing Sheet

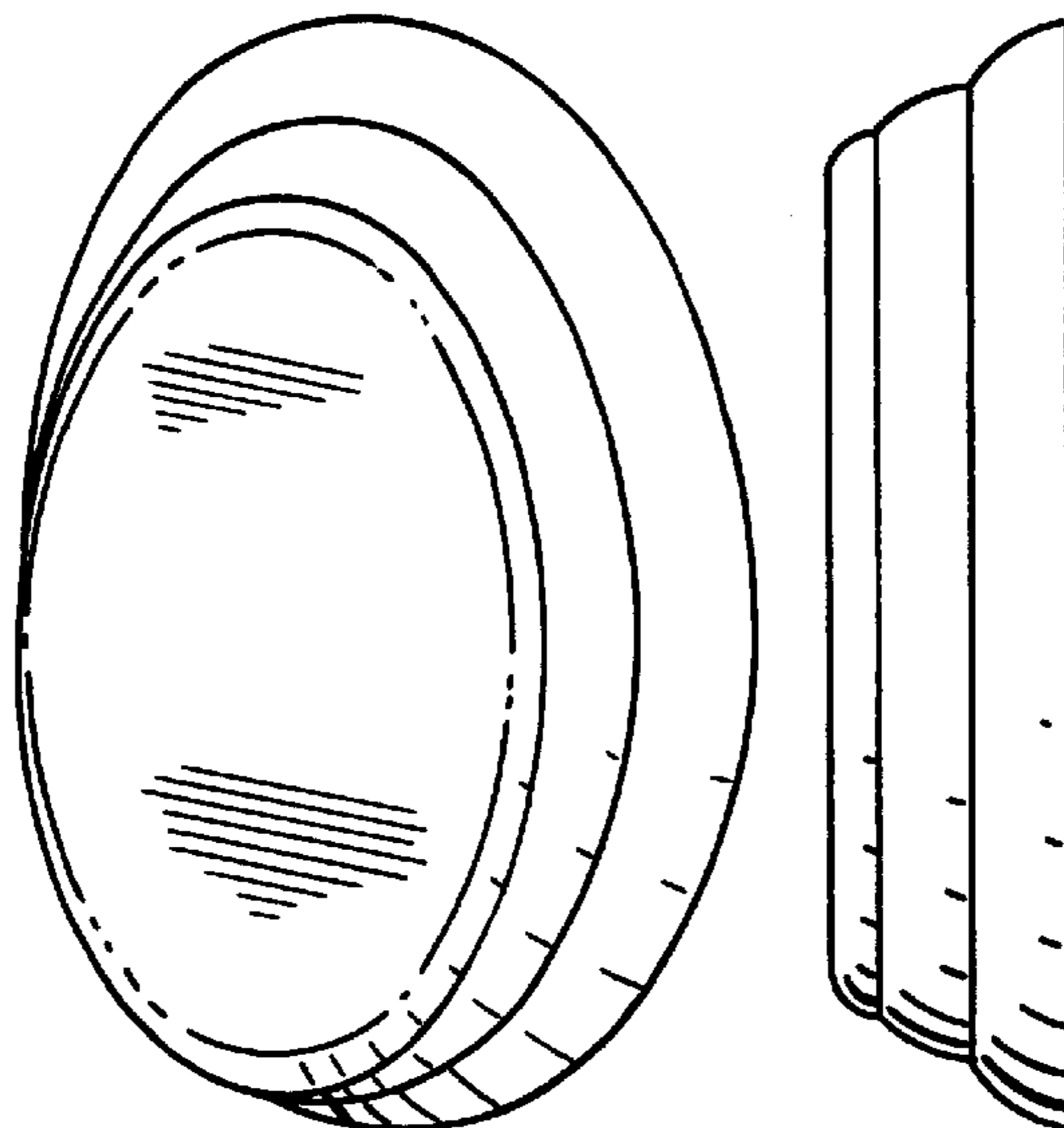


Fig. 1.

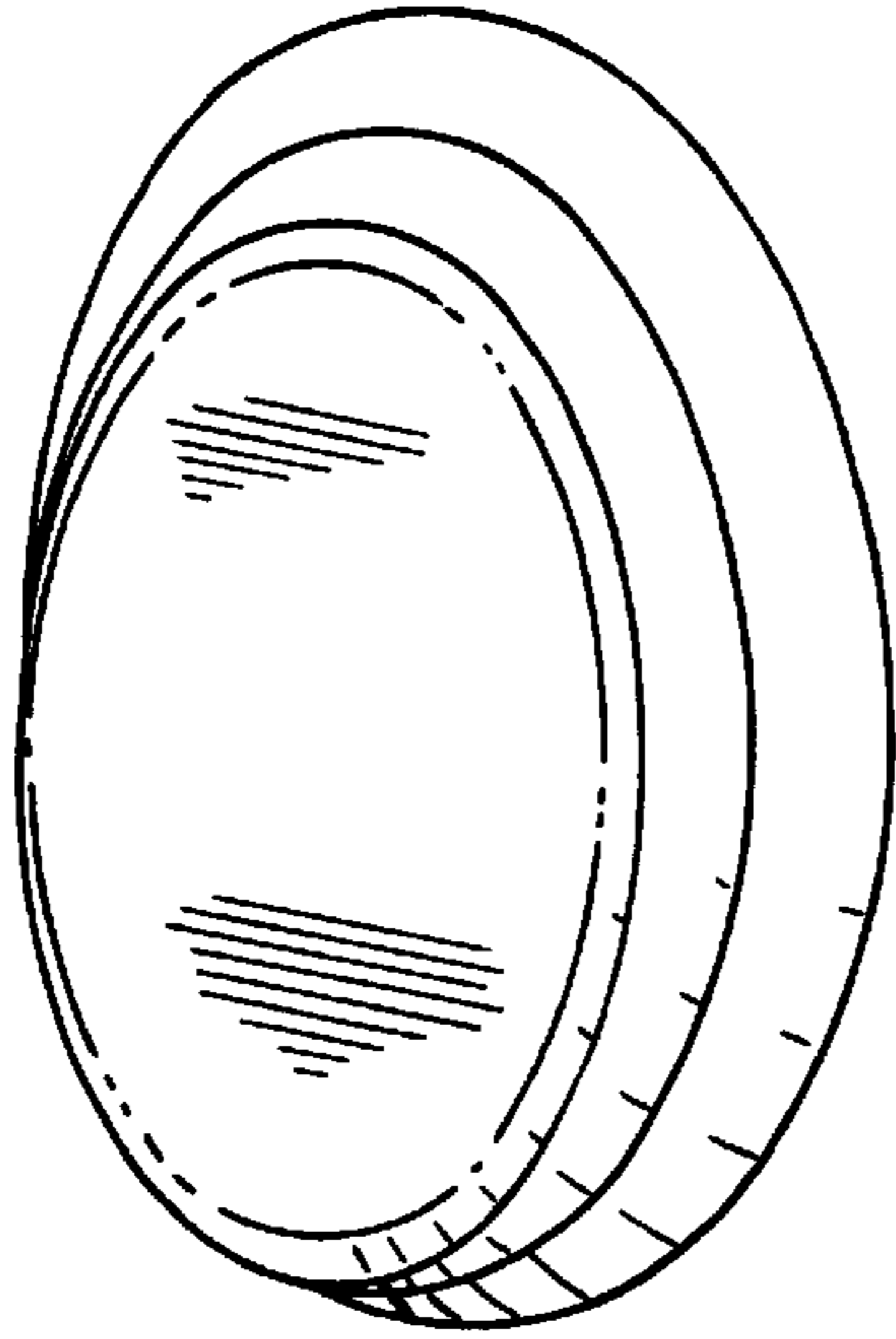


Fig. 2.


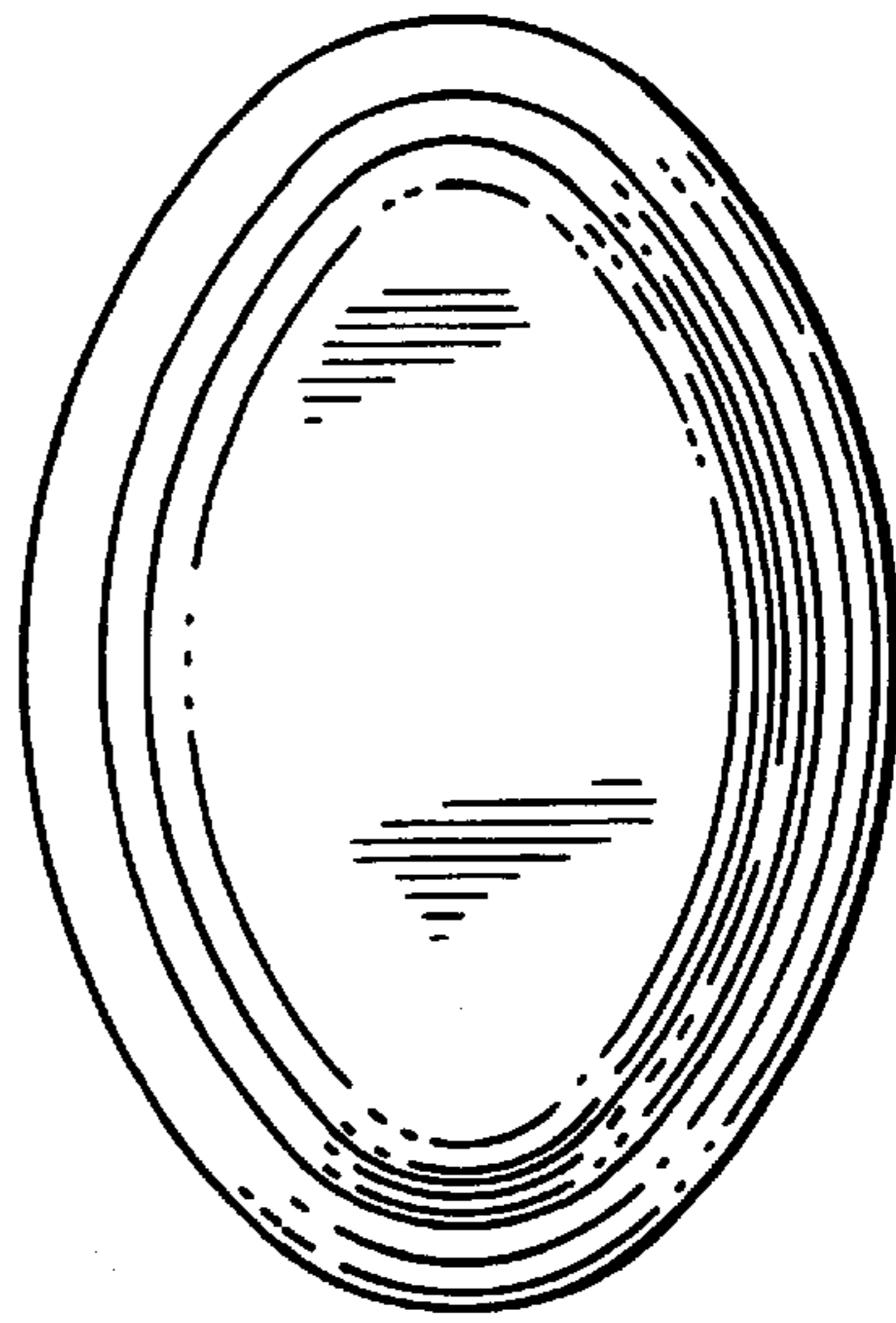


Fig. 3.

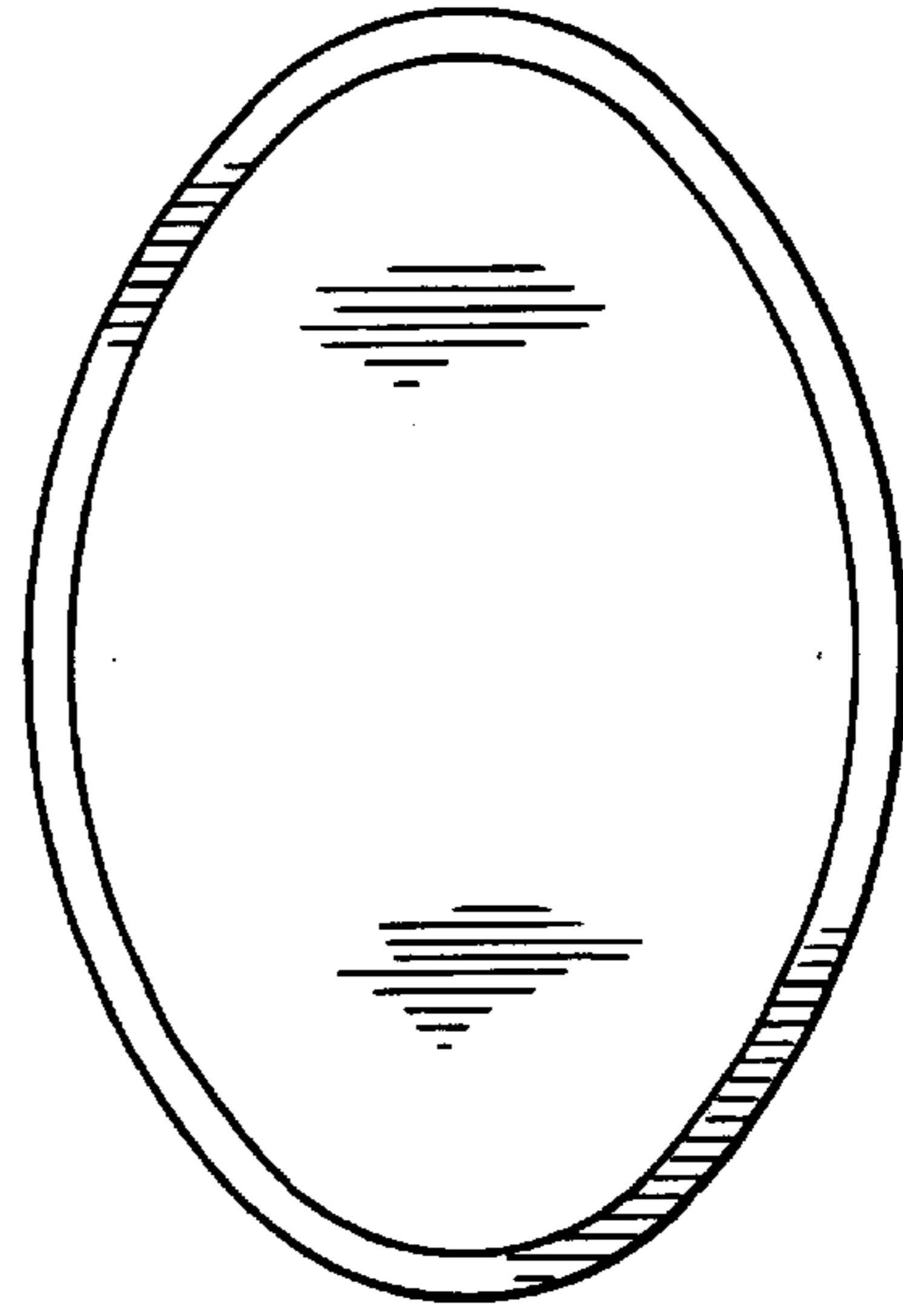


Fig. 4.




Fig. 5.