



US00D453429S

(12) **United States Design Patent**
Lin et al.

(10) **Patent No.:** **US D453,429 S**

(45) **Date of Patent:** **** Feb. 12, 2002**

(54) **TRAY**

(75) **Inventors:** **Lung-Yin Lin**, Nantou Hsien;
Ling-Fang Tsai, Kaohsiung, both of
(TW)

(73) **Assignee:** **Link Treasure Limited**, Tortola (VG)

(**) **Term:** **14 Years**

(21) **Appl. No.:** **29/144,561**

(22) **Filed:** **Jul. 6, 2001**

(51) **LOC (7) Cl.** **06-06**

(52) **U.S. Cl.** **D6/500; D6/339**

(58) **Field of Search** D6/333, 334, 335,
D6/336, 338, 339, 362, 379, 491, 500-502,
511; D12/128, 129, 133; 297/135, 148,
149, 153, 174, 250.1; D7/553.1, 553.2,
553.5

(56) **References Cited**

U.S. PATENT DOCUMENTS

- D131,679 S * 3/1942 Greenbaum D6/339
- D152,832 S * 2/1949 Scharaga D6/339
- D183,624 S * 9/1958 Martin D6/338

- D362,971 S * 10/1995 Pacheco D6/339
- D366,598 S * 1/1996 Geddes D7/553.1
- D427,462 S * 7/2000 Boney D6/500
- D427,822 S * 7/2000 Greger D6/500
- D432,798 S * 10/2000 Boney D6/339

* cited by examiner

Primary Examiner—Doris V. Coles

Assistant Examiner—Mimosa De

(74) *Attorney, Agent, or Firm*—Birch, Stewart, Kolasch & Birch, LLP

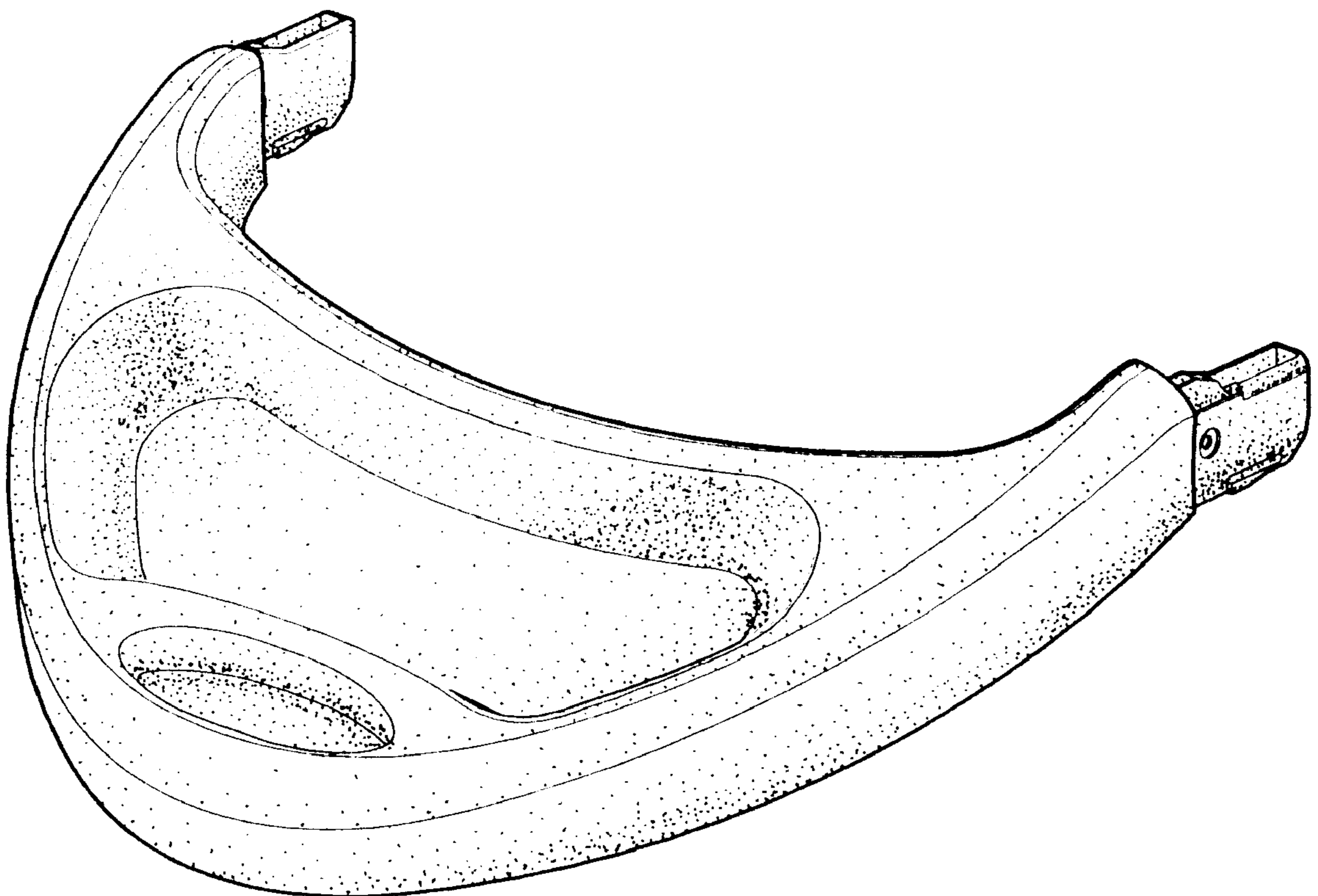
(57) **CLAIM**

The ornamental design for a tray, as shown and described.

DESCRIPTION

FIG. 1 is a perspective view of a tray, showing our new design;
 FIG. 2 is right side elevational view thereof;
 FIG. 3 is a top view thereof;
 FIG. 4 is front view thereof;
 FIG. 5 is a bottom view thereof;
 FIG. 6 is a left side elevational view thereof; and,
 FIG. 7 is a rear view thereof.

1 Claim, 7 Drawing Sheets



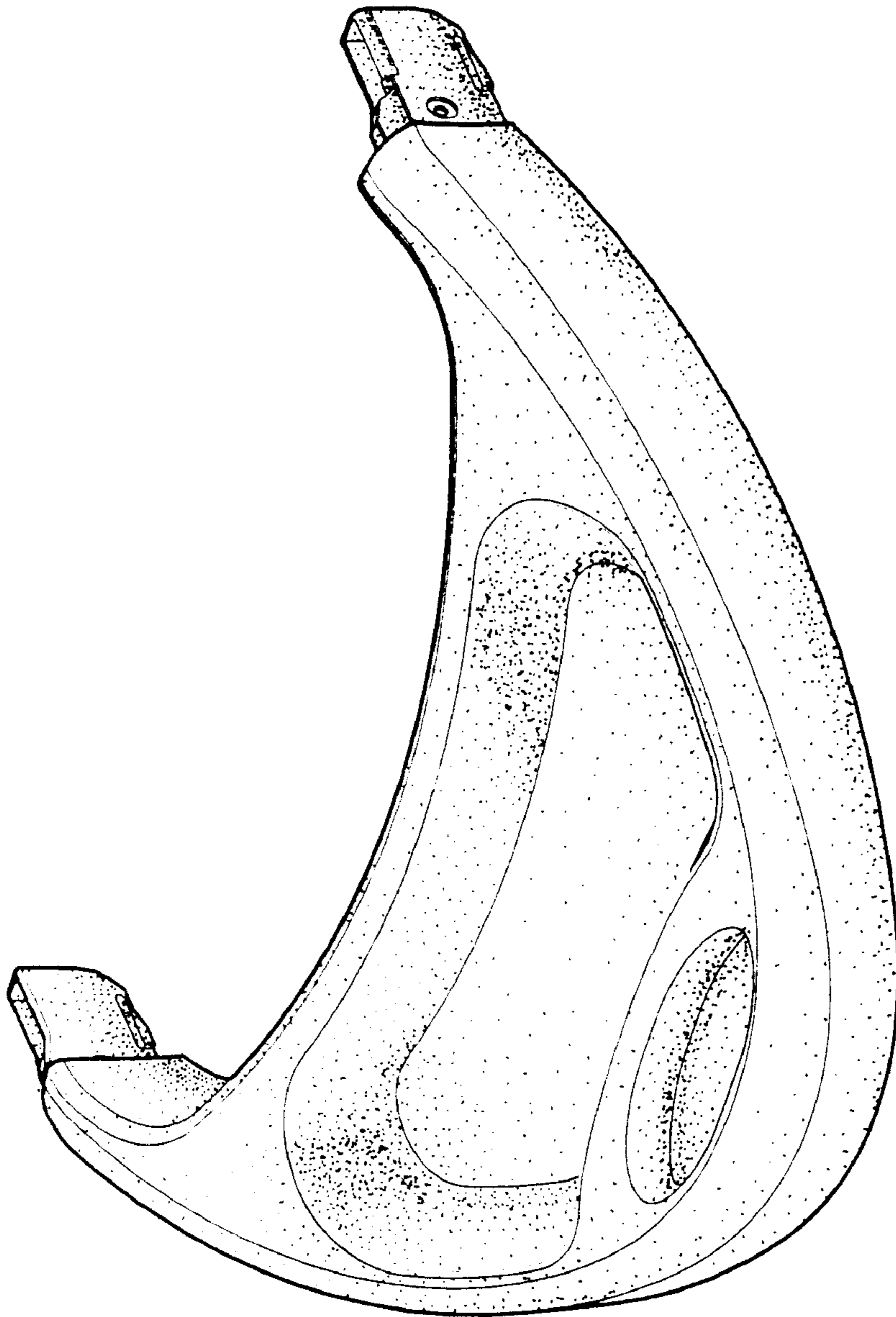


FIG. 1




FIG. 2

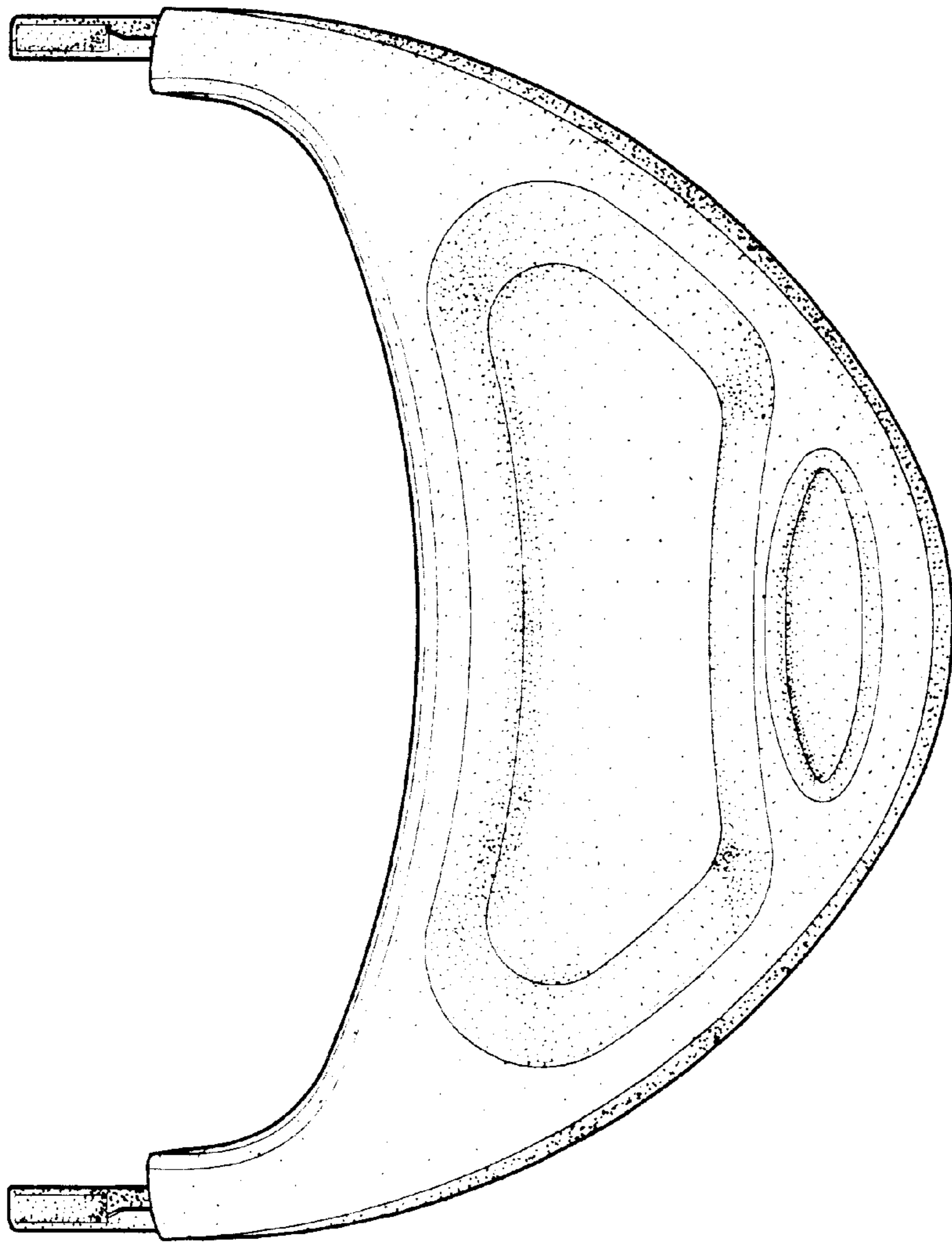


FIG. 3




FIG. 4

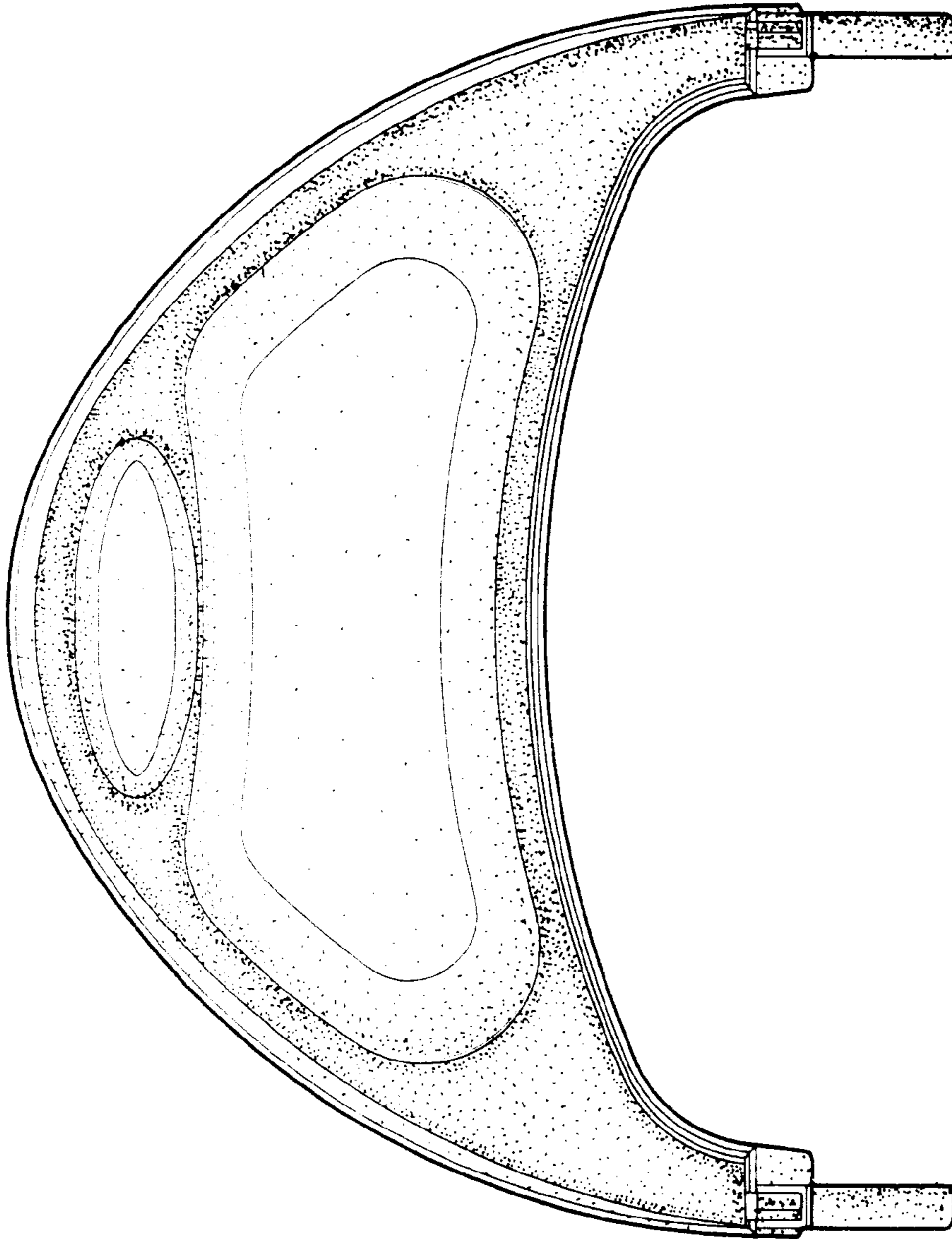


FIG. 5




FIG. 6




FIG. 7