



US00D453428S

(12) **United States Design Patent**
Beer

(10) **Patent No.:** **US D453,428 S**

(45) **Date of Patent:** **** Feb. 12, 2002**

(54) **CD HOLDER**

D435,188 S * 12/2000 O'Mullane D6/626

(76) Inventor: **Bennett J. Beer**, 4200 Mitchell St.,
Philadelphia, PA (US) 19128-3593

(**) Term: **14 Years**

(21) Appl. No.: **29/138,104**

(22) Filed: **Mar. 5, 2001**

(51) **LOC (7) Cl.** **06-04**

(52) **U.S. Cl.** **D6/407; D6/626**

(58) **Field of Search** D6/407, 626; D3/201;
D19/33; D20/42; 40/360, 626, 771, 775,
776; 206/307, 308.1, 312, 313; 229/67.1,
67.2; 402/73, 79

(56) **References Cited**

U.S. PATENT DOCUMENTS

D305,282 S	*	1/1990	Schmidt	D6/302
D318,068 S	*	7/1991	Truc et al.	D19/33
D353,837 S	*	12/1994	Miller	D19/33
D375,123 S	*	10/1996	Strang	D19/33
5,595,797 A	*	1/1997	Miller	206/308.1
D393,875 S	*	4/1998	Brooks	D19/33
D399,528 S	*	10/1998	Kramer	D19/33
D419,358 S	*	1/2000	Marcon	D6/626
D421,051 S	*	2/2000	Jahn	D19/33
D426,099 S	*	6/2000	Udwin et al.	D6/626
D434,570 S	*	12/2000	Thorne et al.	D6/301

OTHER PUBLICATIONS

Hold Everything Catalog, Hanging Organizer, p. 24, Feb. 1998.*

* cited by examiner

Primary Examiner—Cathron C. Brooks

(74) *Attorney, Agent, or Firm*—Norman E. Lehrer

(57) **CLAIM**

The ornamental design for a “CD holder”, as shown and described.

DESCRIPTION

FIG. 1 is a front perspective view of a “CD holder” showing my new design;

FIG. 2 is a rear perspective view thereof;

FIG. 3 is a bottom plan view thereof;

FIG. 4 is a left side elevational view thereof, the right side being a mirror image thereof; and,

FIG. 5 is a front perspective view similar to FIG. 1 showing the “CD holder” in use.

The broken lines shown in FIGS. 1–5 are representative of welding lines. The broken line showing of discs in FIG. 5 is for illustrative purposes only and forms no part of the claimed design.

1 Claim, 2 Drawing Sheets




Fig. 1




Fig. 2




Fig. 3




Fig. 4



Fig. 5

