



US00D453423S

(12) **United States Design Patent**  
**Goldman et al.**

(10) **Patent No.:** **US D453,423 S**

(45) **Date of Patent:** **\*\* Feb. 12, 2002**

(54) **GARMENT HANGER**

(75) Inventors: **Allan Joel Goldman**, Wayne, NJ (US);  
**Scott L. Sullivan**, Chappaqua, NY (US)

(73) Assignee: **Uniplast Industries, Inc.**, Hasbrouck Heights, NJ (US)

(\*\*) Term: **14 Years**

(21) Appl. No.: **29/140,768**

(22) Filed: **Apr. 24, 2001**

(51) **LOC (7) Cl.** ..... **06-08**

(52) **U.S. Cl.** ..... **D6/326**

(58) **Field of Search** ..... D6/326; 211/113;  
223/85, 91, 93, 96

(56) **References Cited**

**U.S. PATENT DOCUMENTS**

- 5,236,109 A \* 8/1993 Zuckerman
- D340,138 S \* 10/1993 Gouldson
- D387,912 S \* 12/1997 Fildan
- D392,113 S \* 3/1998 Gouldson

- D423,234 S \* 4/2000 Gouldson
- D423,235 S 4/2000 Bond et al. .... D6/326
- D433,822 S 11/2000 Sullivan ..... D6/328
- D435,173 S 12/2000 Morgan et al. .... D6/326
- D439,419 S 3/2001 Zuckerman ..... D6/326

\* cited by examiner

*Primary Examiner*—B. J. Bullock

(74) *Attorney, Agent, or Firm*—Darby & Darby

(57) **CLAIM**

The ornamental design for a garment hanger, as shown and described.

**DESCRIPTION**

FIG. 1 is a perspective view of a garment hanger;  
 FIG. 2 is a front elevation view thereof;  
 FIG. 3 is a right side elevation view thereof;  
 FIG. 4 is a rear elevation view thereof;  
 FIG. 5 is a left side elevation view thereof;  
 FIG. 6 is a top plan view thereof; and,  
 FIG. 7 is a bottom plan view thereof.

**1 Claim, 3 Drawing Sheets**

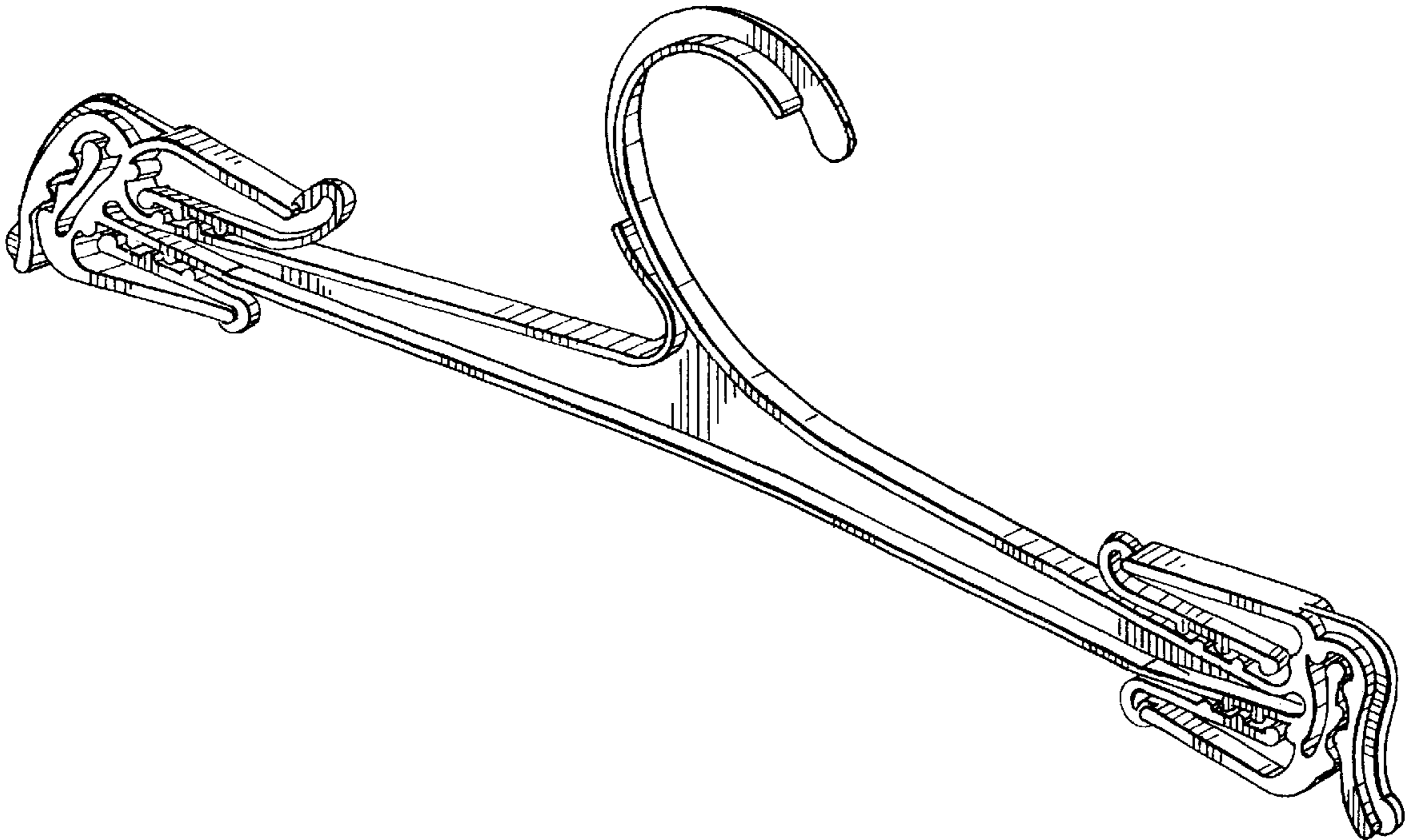


FIG. 1

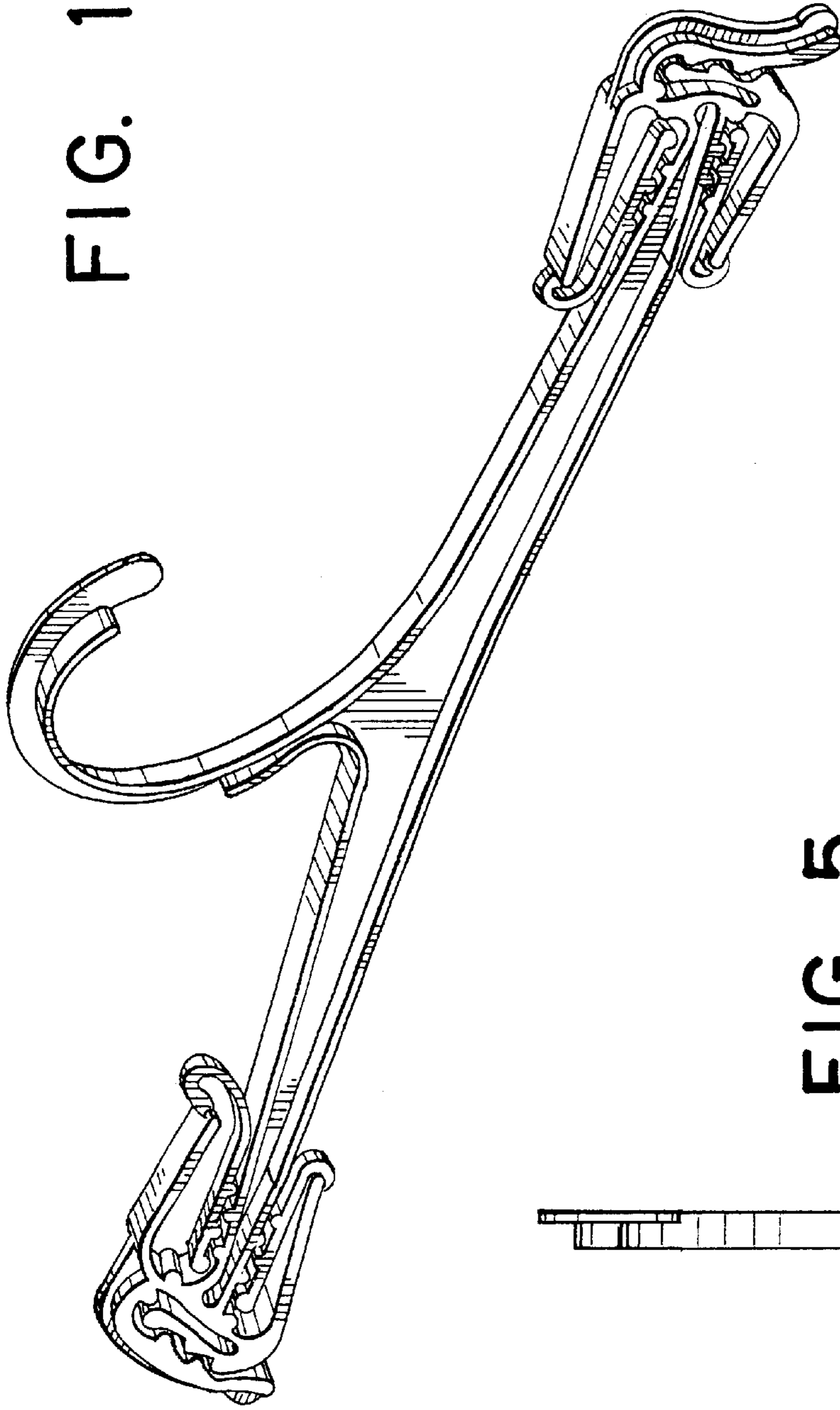


FIG. 3



FIG. 5




FIG. 2

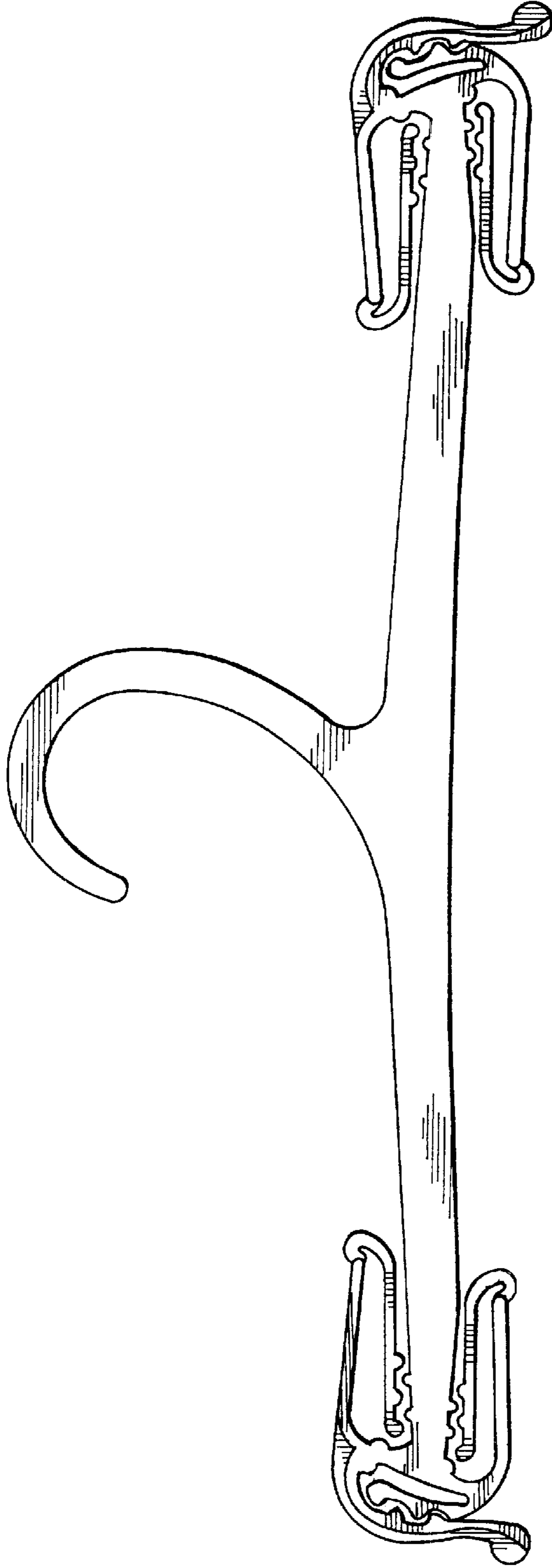


FIG. 6



FIG. 4

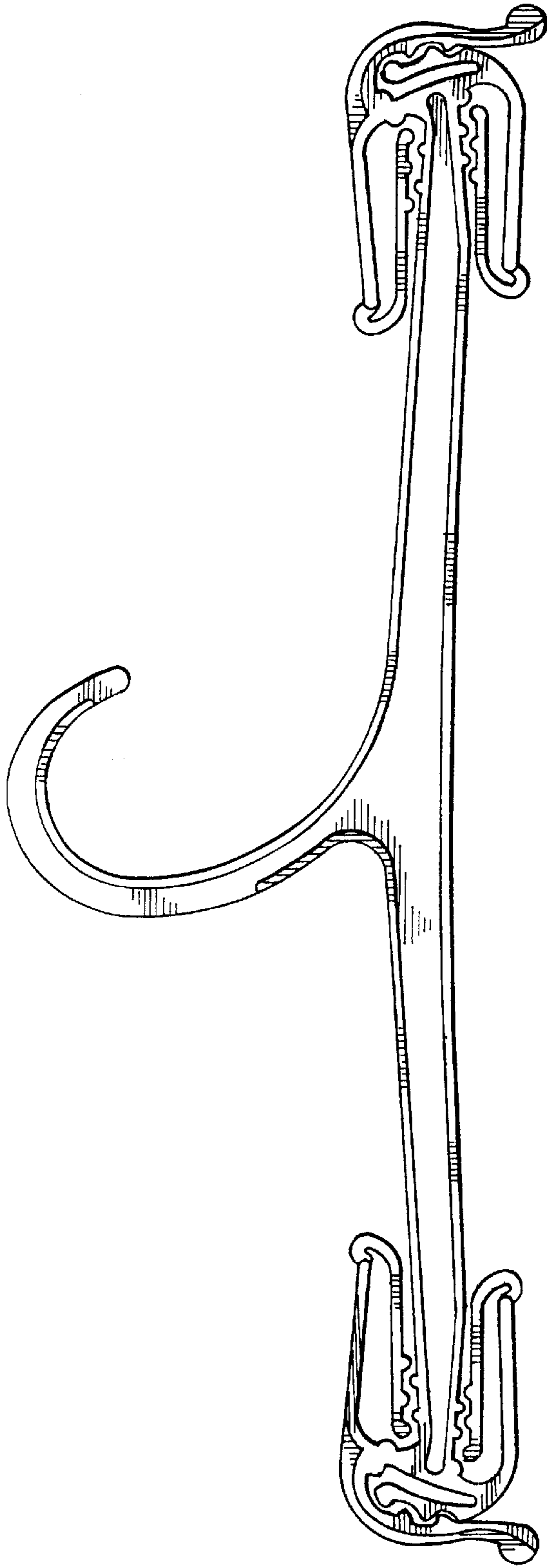


FIG. 7

