



US00D453420S

(12) **United States Design Patent**
Offer et al.

(10) **Patent No.:** **US D453,420 S**

(45) **Date of Patent:** **** Feb. 12, 2002**

(54) **BRUSH**

(75) **Inventors:** **Jeremy Offer; Peter Grayson**, both of Manchester; **Grant Charles Taylor**, Harrogate, all of (GB)

(73) **Assignee:** **Mars U.K. Limited**, Slough (GB)

(**) **Term:** **14 Years**

(21) **Appl. No.:** **29/140,732**

(22) **Filed:** **Apr. 25, 2001**

(30) **Foreign Application Priority Data**

Oct. 26, 2000 (GB) 2096926

(51) **LOC (7) Cl.** **04-02**

(52) **U.S. Cl.** **D4/132**

(58) **Field of Search** D4/127, 132-134, D4/136-138; D30/158; 15/143.1, 159.1, 160, 186-188; 16/110.1, 430; 119/600, 612, 615, 633, 664

(56) **References Cited**

U.S. PATENT DOCUMENTS

D176,554 S * 1/1956 Racicot D4/134

D217,842 S * 6/1970 Nakanishi D4/137
D222,792 S * 12/1971 Krusche et al. D4/137
D301,940 S * 7/1989 Fong D4/134
5,150,491 A * 9/1992 Ikemoto 15/159.1 X
5,365,881 A * 11/1994 Sporn 119/633
5,819,758 A * 10/1998 Sohler 15/160
D427,776 S * 7/2000 Chan et al. D4/134

* cited by examiner

Primary Examiner—Alan P. Douglas

Assistant Examiner—Lavone Tabor

(74) *Attorney, Agent, or Firm*—Fitzpatrick, Cella, Harper & Scinto

(57) **CLAIM**

The ornamental design for a brush, as shown and described.

DESCRIPTION

FIG. 1 is a perspective view from above and one end of the brush.

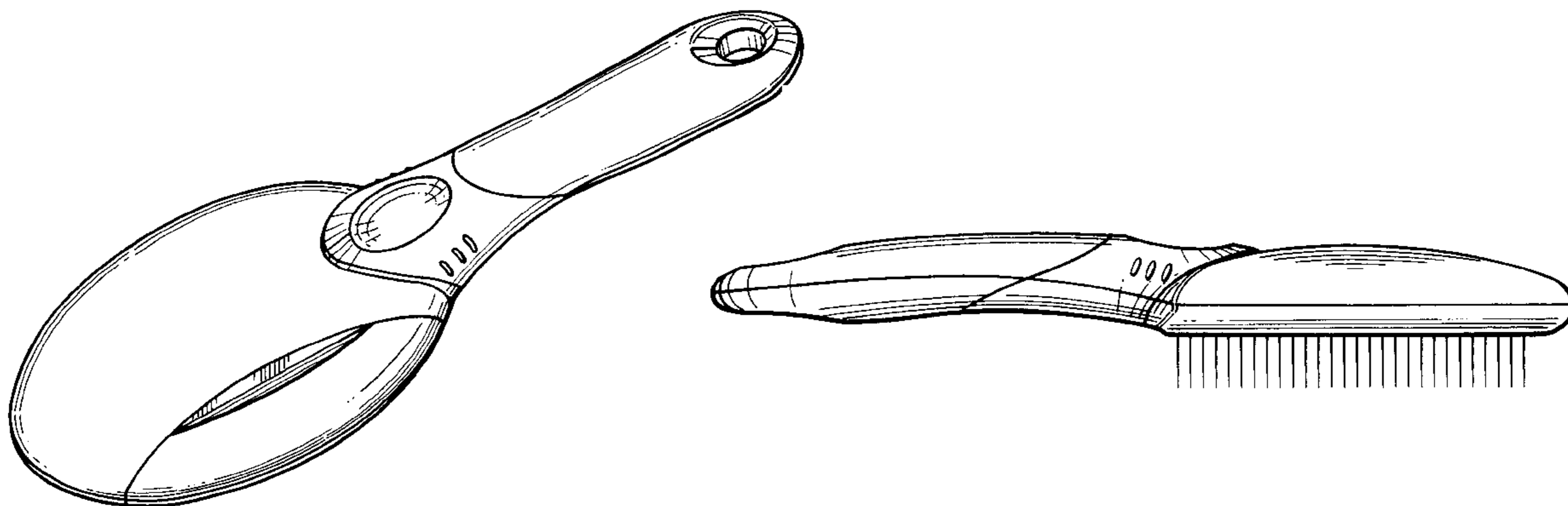
FIG. 2 is an opposite end view of the brush.

FIG. 3 is a plan view of the brush.

FIG. 4 is a plan view from below the brush; and,

FIG. 5 is a side view of the brush.

1 Claim, 1 Drawing Sheet



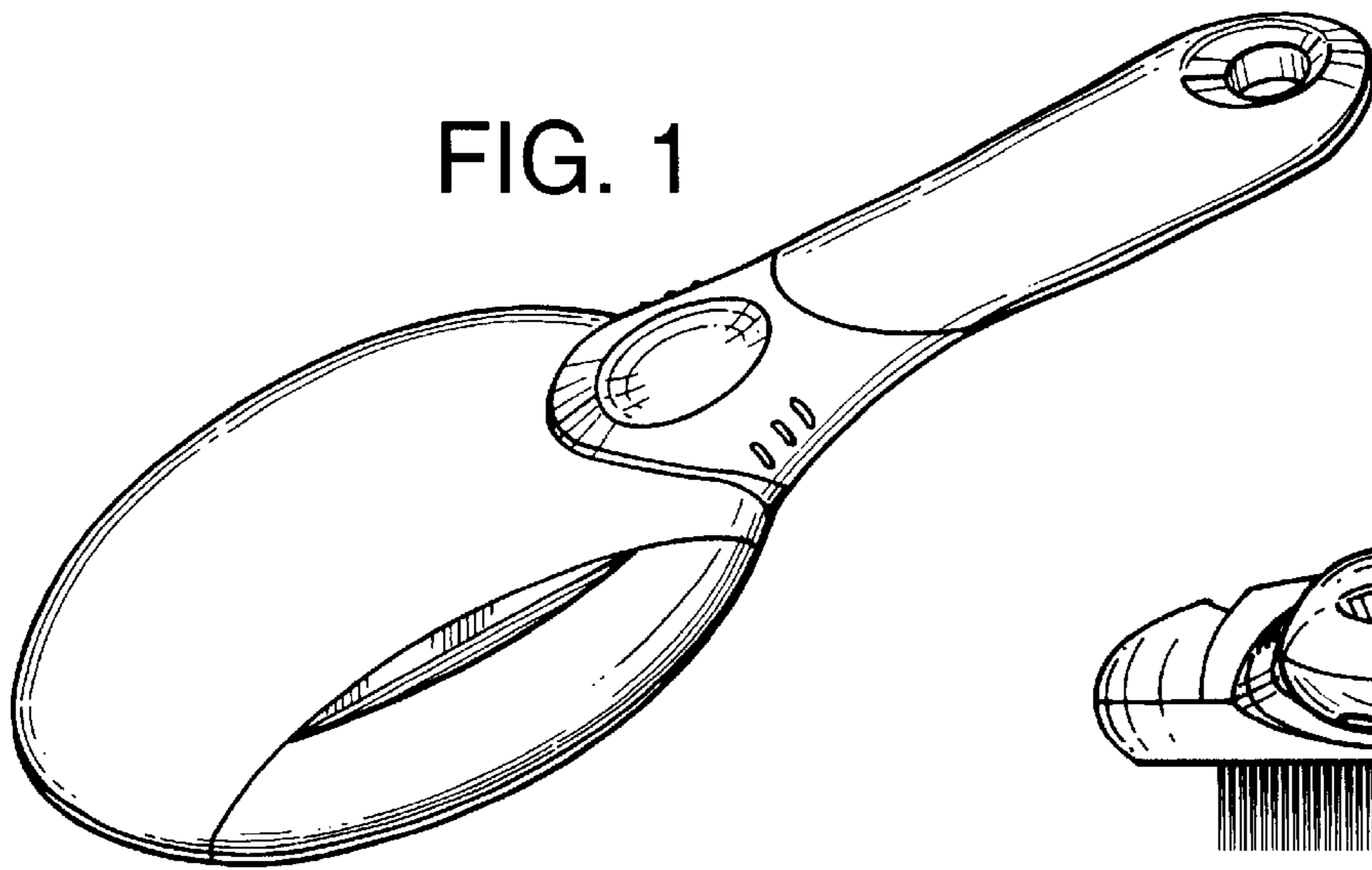


FIG. 1

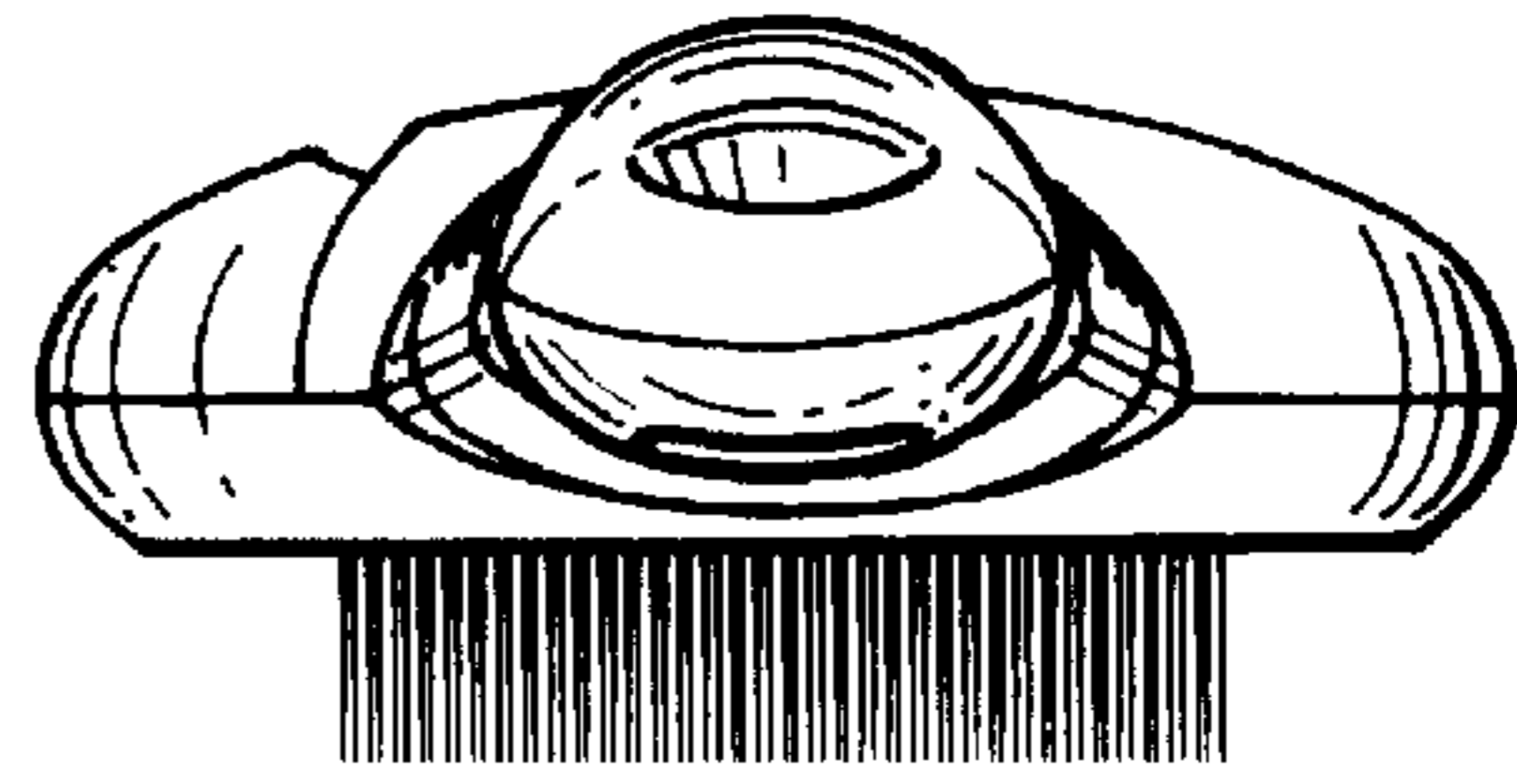


FIG. 2

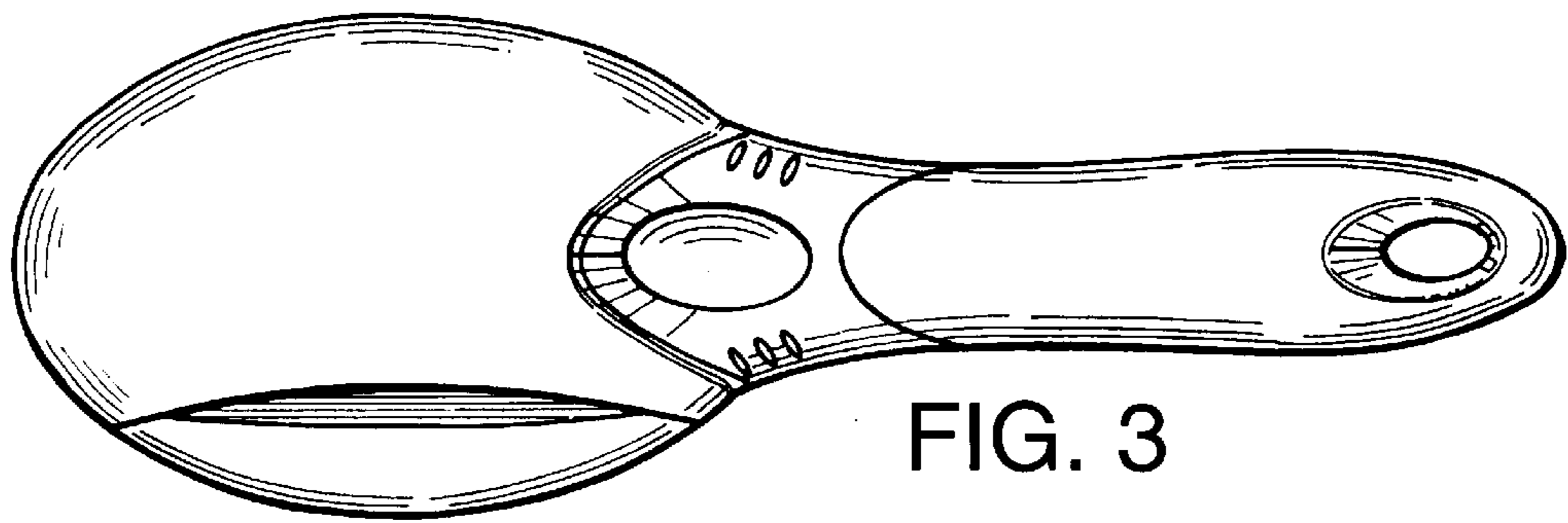


FIG. 3

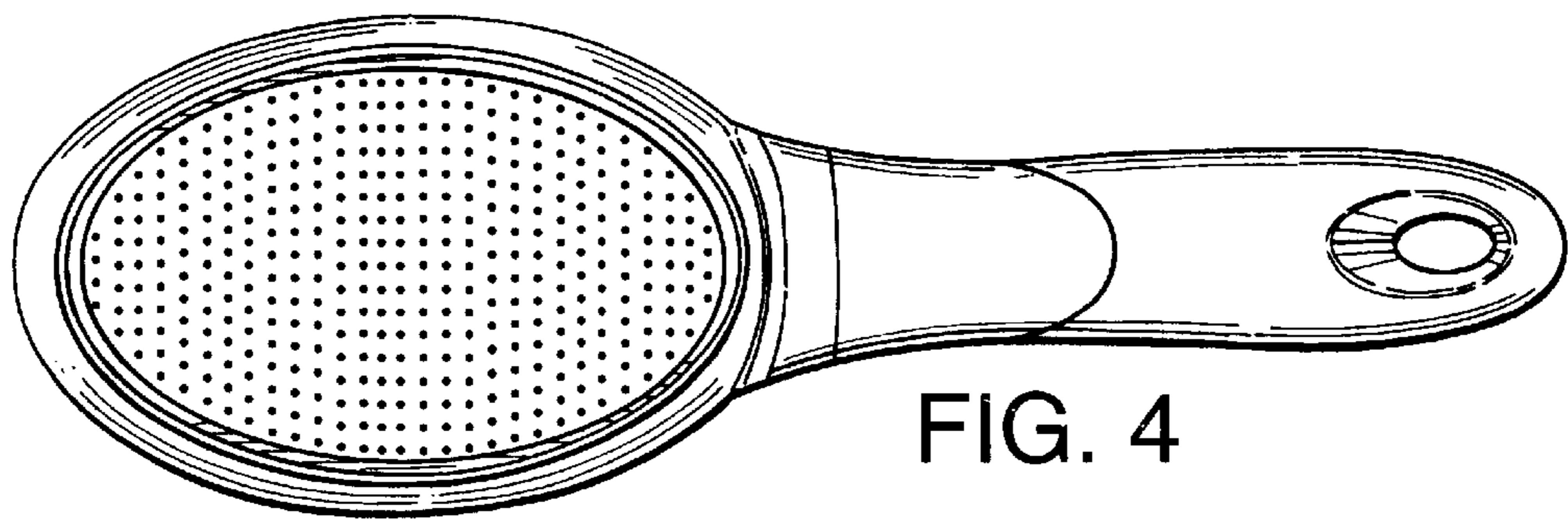


FIG. 4

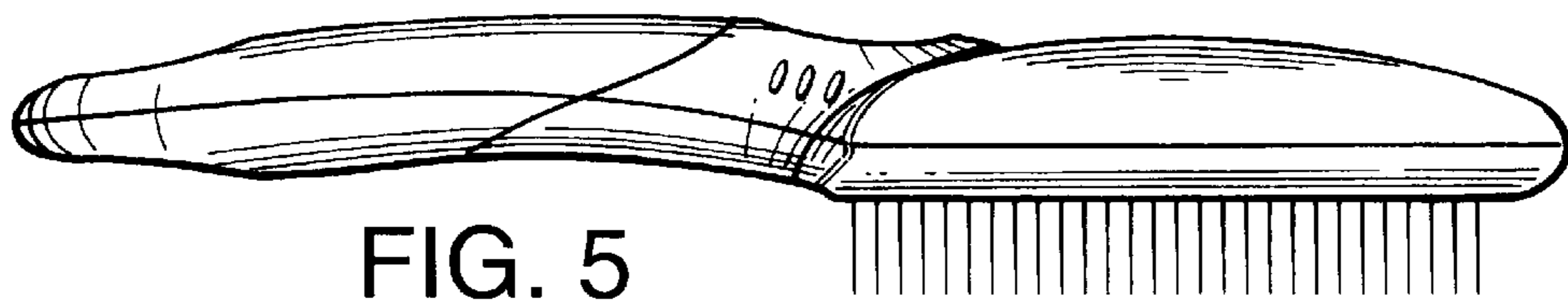


FIG. 5