



US00D453418S

(12) **United States Design Patent**  
**Rippeon**

(10) **Patent No.:** **US D453,418 S**

(45) **Date of Patent:** **\*\* Feb. 12, 2002**

(54) **GOLF GLOVE AND TEE HOLDER**

D424,293 S \* 5/2000 Knox ..... D3/221  
D427,773 S \* 7/2000 Pulley, Jr. .... D3/329

(76) Inventor: **James E Rippeon**, P.O. Box 8746,  
Lumberton, TX (US) 77657

\* cited by examiner

(\*\*) Term: **14 Years**

*Primary Examiner*—Catherine R. Oliver

(21) Appl. No.: **29/139,456**

(57) **CLAIM**

(22) Filed: **Mar. 30, 2001**

The ornamental design for a golf glove and tee holder, as shown and described.

(51) **LOC (7) Cl.** ..... **03-01**

**DESCRIPTION**

(52) **U.S. Cl.** ..... **D3/221**

(58) **Field of Search** ..... D3/221, 224, 254,  
D3/329, 226, 320; 224/933, 918, 919; 24/3.6,  
3.11, 3.12

FIG. 1 is a front elevational view of the golf glove and tee holder of the present invention;

FIG. 2 is a rear elevational view of the golf glove and tee holder of FIG. 1;

FIG. 3 is a right side elevational view of the golf glove and tee holder of FIG. 1, the left view being a mirror image thereof;

FIG. 4 is a top plan view of the golf glove and tee holder of FIG. 1; and,

FIG. 5 is a bottom plan view of the golf glove and tee holder of FIG. 1.

The broken lines showing of golf tees in FIG. 1 are for illustrative purposes only and form no part of the claimed design.

(56) **References Cited**

**U.S. PATENT DOCUMENTS**

4,830,248 A	5/1989	Pommenville	.....	224/269
5,143,371 A	9/1992	Strahan	.....	273/32 B
5,186,373 A	2/1993	Taylor	.....	224/183
5,795,248 A	* 8/1998	Giglio	.....	224/918
D399,650 S	10/1998	Lee	.....	D3/329
5,839,167 A	11/1998	Wagner	.....	24/3.7
D405,257 S	* 2/1999	Frisby, Jr.	.....	D3/221
D409,379 S	5/1999	Ellis	.....	D3/221
D416,134 S	* 11/1999	Cloutier	.....	D3/221

**1 Claim, 2 Drawing Sheets**




FIG. 2

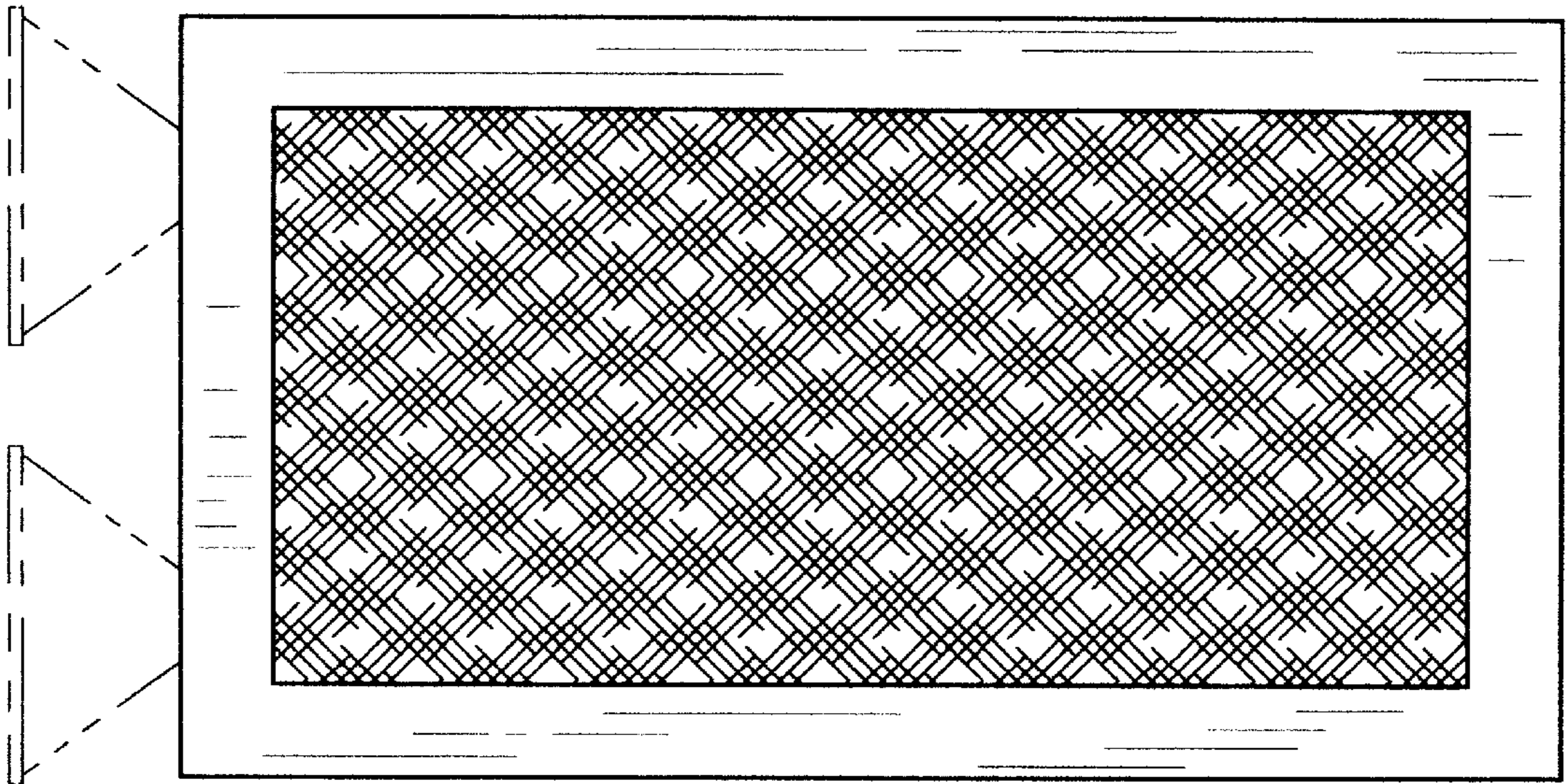



FIG. 1

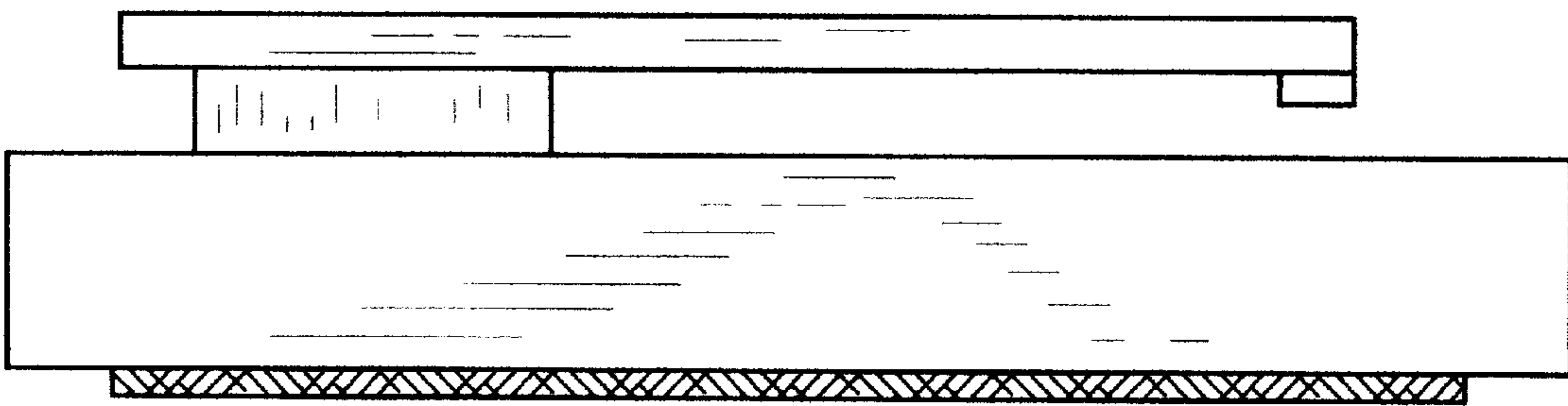


FIG. 3




FIG. 4

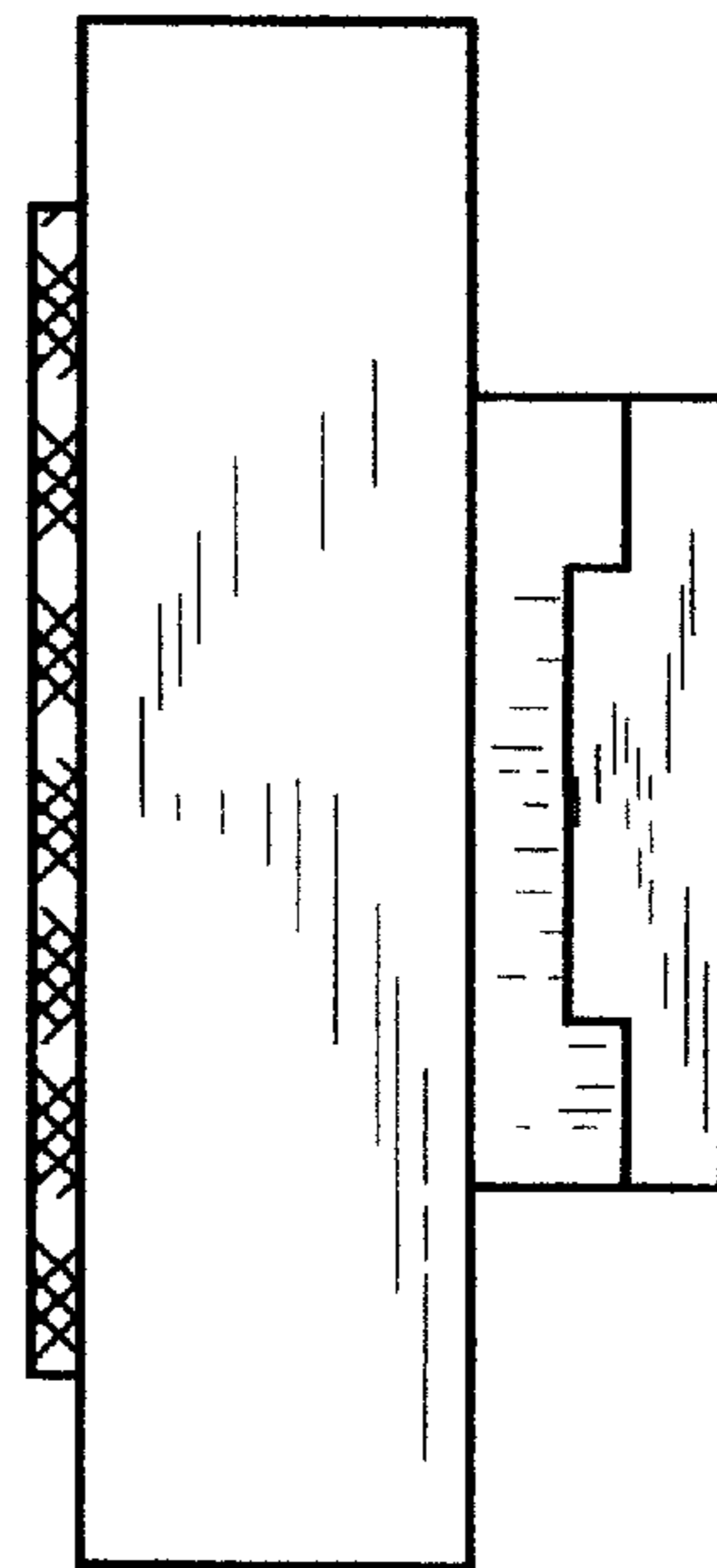


FIG. 5