



US00D453414S

(12) **United States Design Patent**
Rosso et al.

(10) **Patent No.:** **US D453,414 S**

(45) **Date of Patent:** **** Feb. 12, 2002**

(54) **SHOELACE**

(76) Inventors: **Jack Rosso**, 11 Alonda, Foothill Ranch, CA (US) 92610; **Thomas Nogradi**, 222 S. Carson Rd., Beverly Hills, CA (US) 90211

(**) **Term:** **14 Years**

(21) **Appl. No.:** **29/138,338**

(22) **Filed:** **Mar. 9, 2001**

(51) **LOC (7) Cl.** **02-99**

(52) **U.S. Cl.** **D2/978**

(58) **Field of Search** D2/978; 24/915.4-915.7

(56) **References Cited**

U.S. PATENT DOCUMENTS

1,624,720	A	*	4/1927	Dritz	24/715.4
2,992,584	A	*	7/1961	Light	24/715.4
3,059,518	A	*	10/1962	Nelson	24/715.4
4,858,282	A	*	8/1989	Du Pont, Jr.	24/712
D346,895	S	*	5/1994	Martin	D2/978

D380,892	S	*	7/1997	Paracho	D2/978
D407,554	S	*	4/1999	Resch	D2/978
D431,717	S	*	10/2000	Chen	D2/978
D442,361	S	*	5/2001	Chen	D2/978

* cited by examiner

Primary Examiner—Dominic Simone

(74) *Attorney, Agent, or Firm*—Brown Raysman Millstein Felder & Steiner LLP

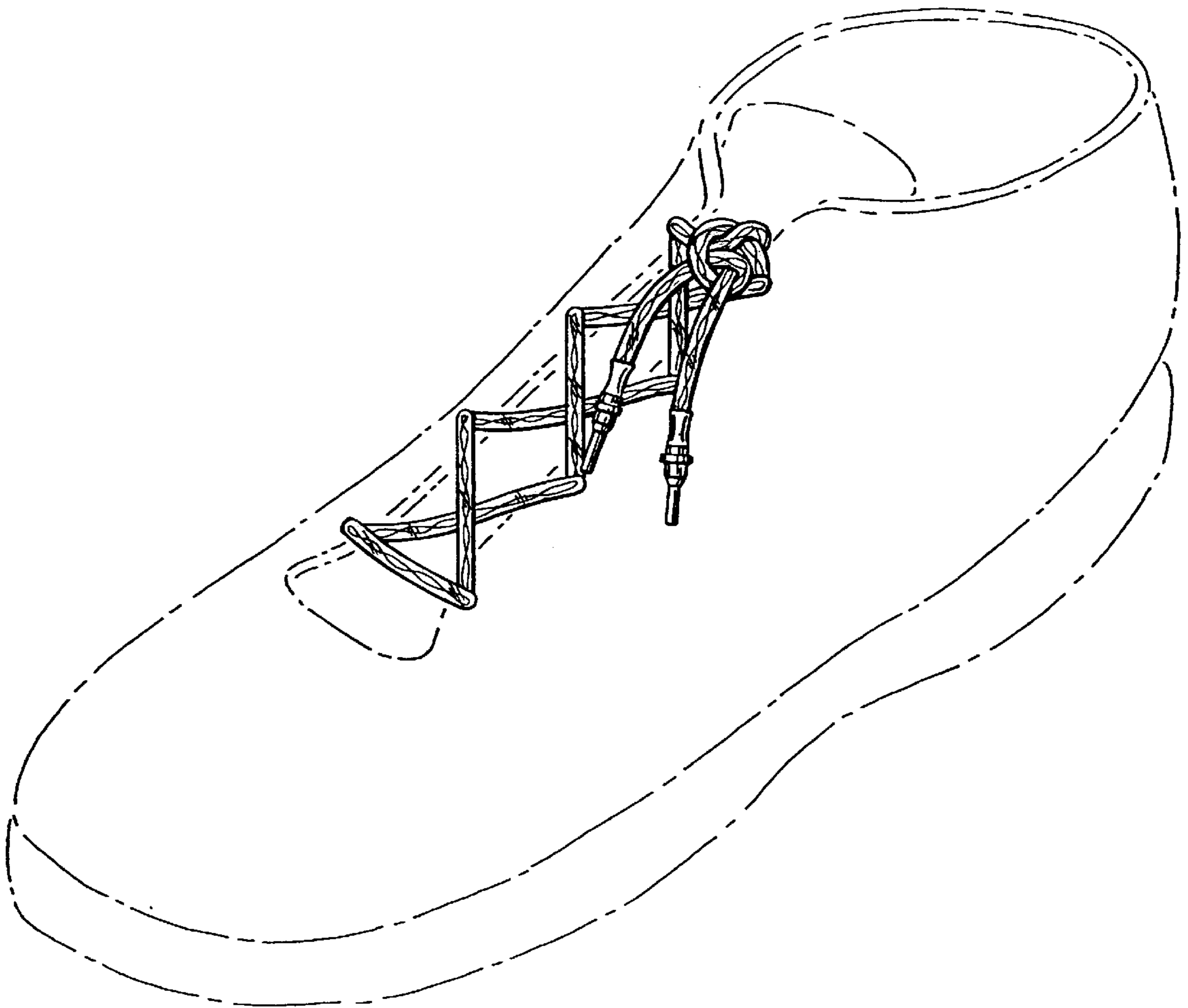
(57) **CLAIM**

The ornamental design for a shoelace, as shown and described.

DESCRIPTION

FIG. 1 is a perspective view showing a shoelace in accordance with our new design;
FIG. 2 is a side view thereof;
FIG. 3 is an end view thereof;
FIG. 4 is a cross-sectional view along line 4—4 of FIG. 2;
and,
FIG. 5 is a side view of a second embodiment.

1 Claim, 2 Drawing Sheets



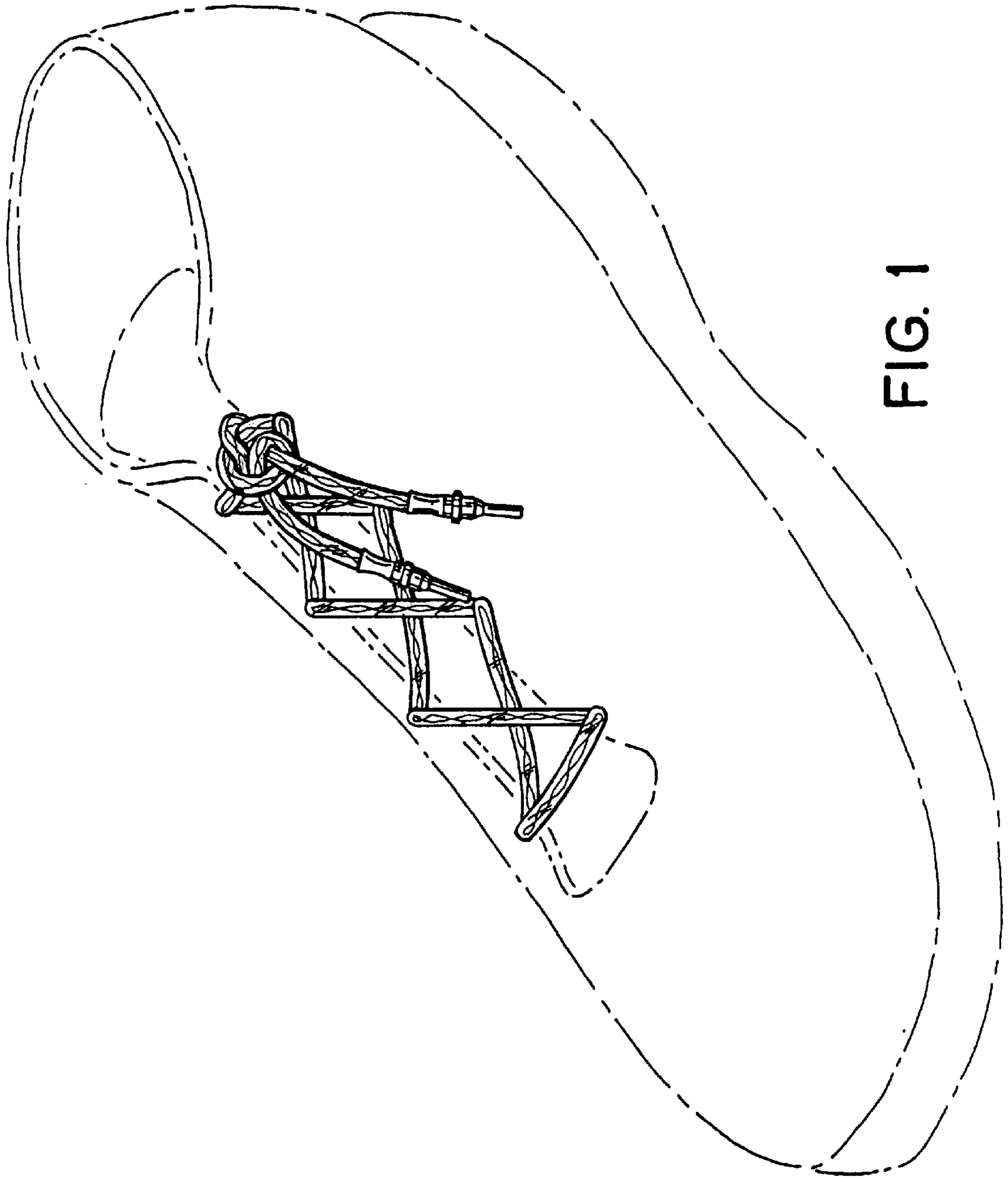


FIG. 1

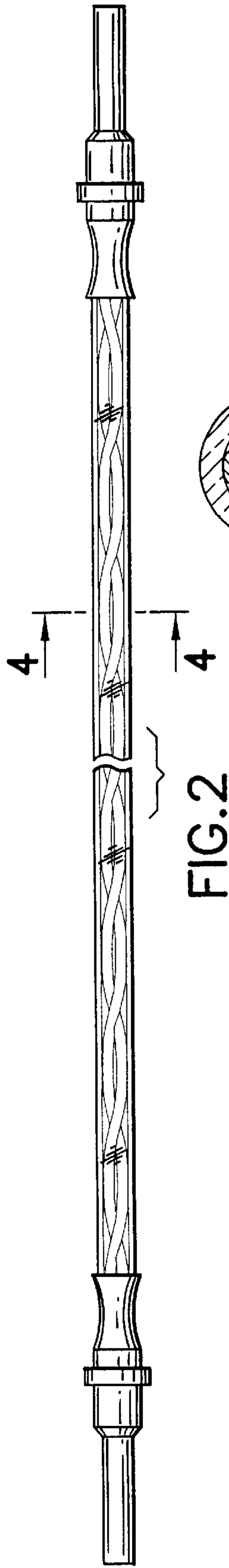


FIG. 2



FIG. 3

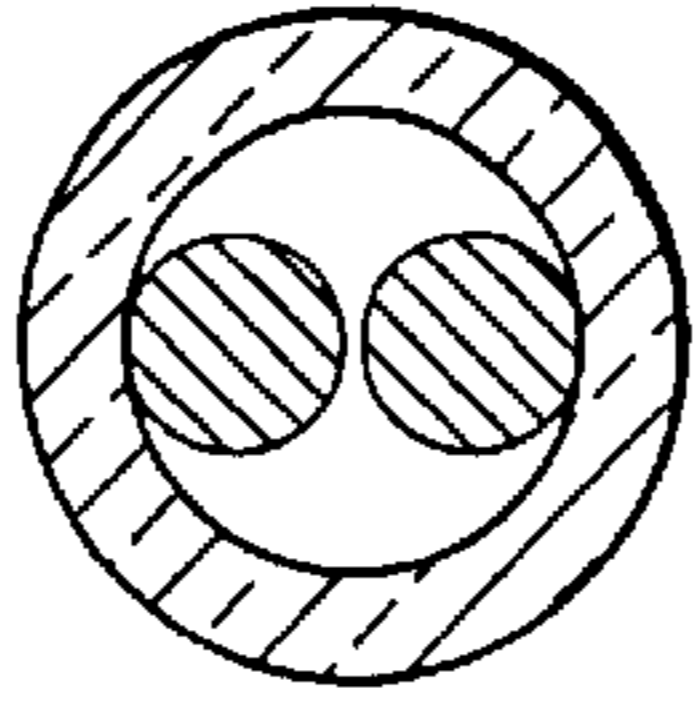


FIG. 4



FIG. 5