



US00D453398S

(12) **United States Design Patent**
Masuda

(10) **Patent No.:** **US D453,398 S**

(45) **Date of Patent:** **** Feb. 5, 2002**

(54) **CHILD-PROTECTING VEST TO BE USED IN THE VEHICLE**

(75) Inventor: **Mitsunori Masuda**, Tokyo (JP)

(73) Assignee: **Zenkoku Bousai Jigyo Kyogyo Kumiai**, Fukui (JP)

(*) Notice: This patent is subject to a terminal disclaimer.

(**) Term: **14 Years**

(21) Appl. No.: **29/124,823**

(22) Filed: **Jun. 13, 2000**

(30) **Foreign Application Priority Data**

Jan. 21, 2000 (JP) 12-000717

(51) **LOC (7) Cl.** **02-02**

(52) **U.S. Cl.** **D29/101.4**

(58) **Field of Search** D29/100, 101.1, D29/101.3, 101.5, 122, 124; D2/732, 828-829; 2/462, 463, 102-103, 913; 182/3-4; D24/190, 193; D21/805

(56) **References Cited**

U.S. PATENT DOCUMENTS

- D270,585 S * 9/1983 Viio D2/184
- 5,074,588 A * 12/1991 Huspen D29/101 X
- 5,220,976 A * 6/1993 Gunter 182/3
- D339,217 S * 9/1993 McCue et al. D29/101.1
- 5,429,418 A 7/1995 Lipper et al.
- 5,718,000 A * 2/1998 Ost et al. 2/102 X
- D400,614 S * 11/1998 Henthorn D21/805
- 5,890,227 A * 4/1999 Brown 2/102
- 5,918,312 A * 7/1999 Craren 2/102 X

- 6,035,440 A * 3/2000 Woodyard 2/102
- 6,098,196 A * 8/2000 Logan 2/463 X
- 6,119,269 A * 9/2000 Imler et al. 2/102 X
- D440,716 S * 4/2001 Lesley D29/101.1
- 6,233,740 B1 * 5/2001 Meyers et al. 2/102

FOREIGN PATENT DOCUMENTS

- JP 51-10725 1/1976
- JP 63-85609 6/1988

* cited by examiner

Primary Examiner—Louis S. Zarfes

Assistant Examiner—Robert A. Delehanty

(74) *Attorney, Agent, or Firm*—Arent Fox Kintner Plotkin & Kahn, PLLC

(57) **CLAIM**

The ornamental design for, a child-protecting vest to be used in the vehicle, as shown and described.

DESCRIPTION

FIG. 1 is a front view of a child-protecting vest to be used in the vehicle according to my new design;
 FIG. 2 is a top plan view thereof;
 FIG. 3 is a right side elevation view thereof;
 FIG. 4 is a left side elevation view thereof;
 FIG. 5 is a rear elevation view thereof;
 FIG. 6 is a bottom plan view thereof; and,
 FIG. 7 is a rear perspective view shown in condition of use with vehicle seat belts thereof.

The broken line showing of vehicle seat belts in FIG. 7 is for illustrative purposes only and forms no part of the claimed design. The broken lines shown on the child-protection vest to be used in the vehicle are understood to represent stitching.

1 Claim, 3 Drawing Sheets

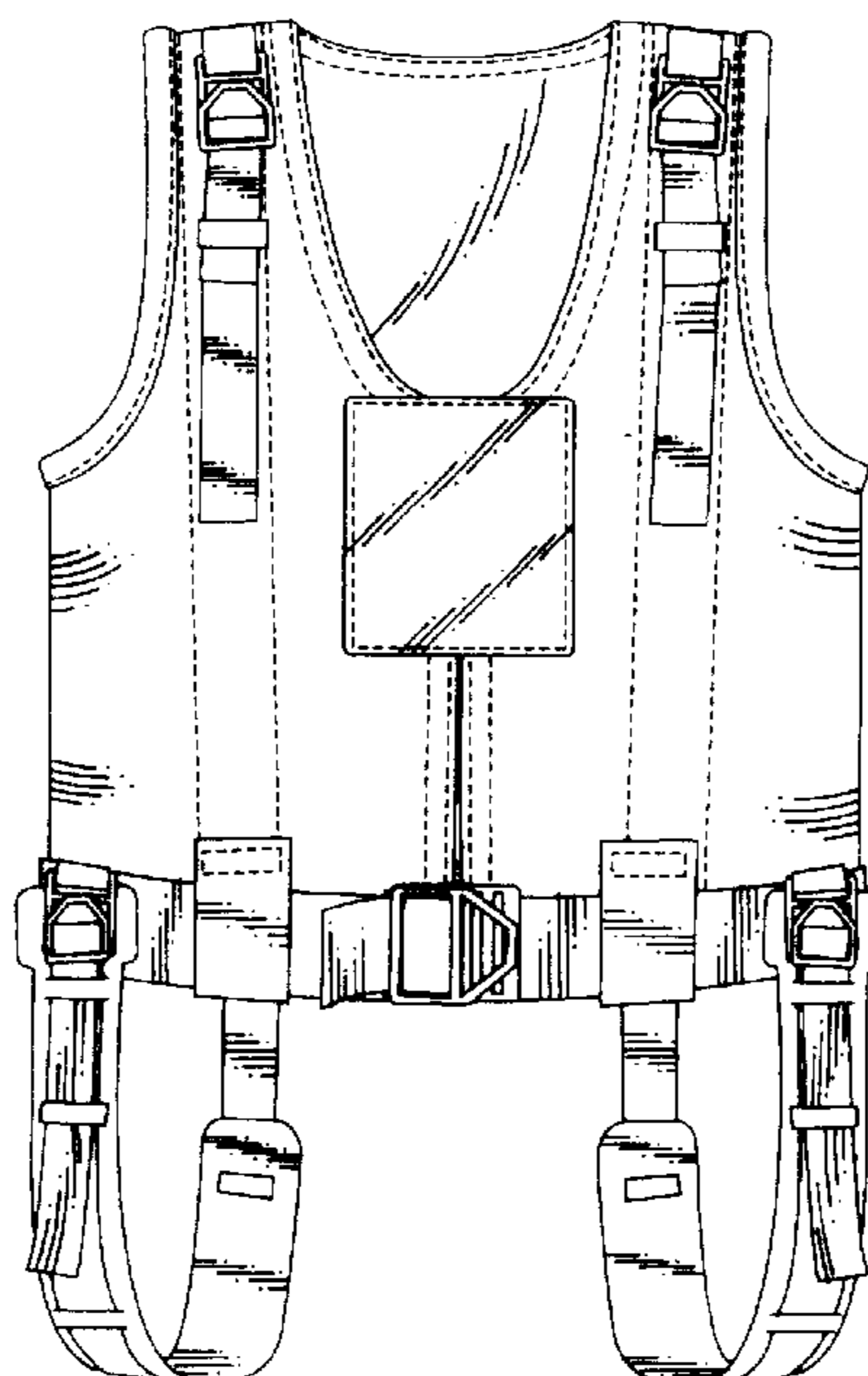


Fig. 1

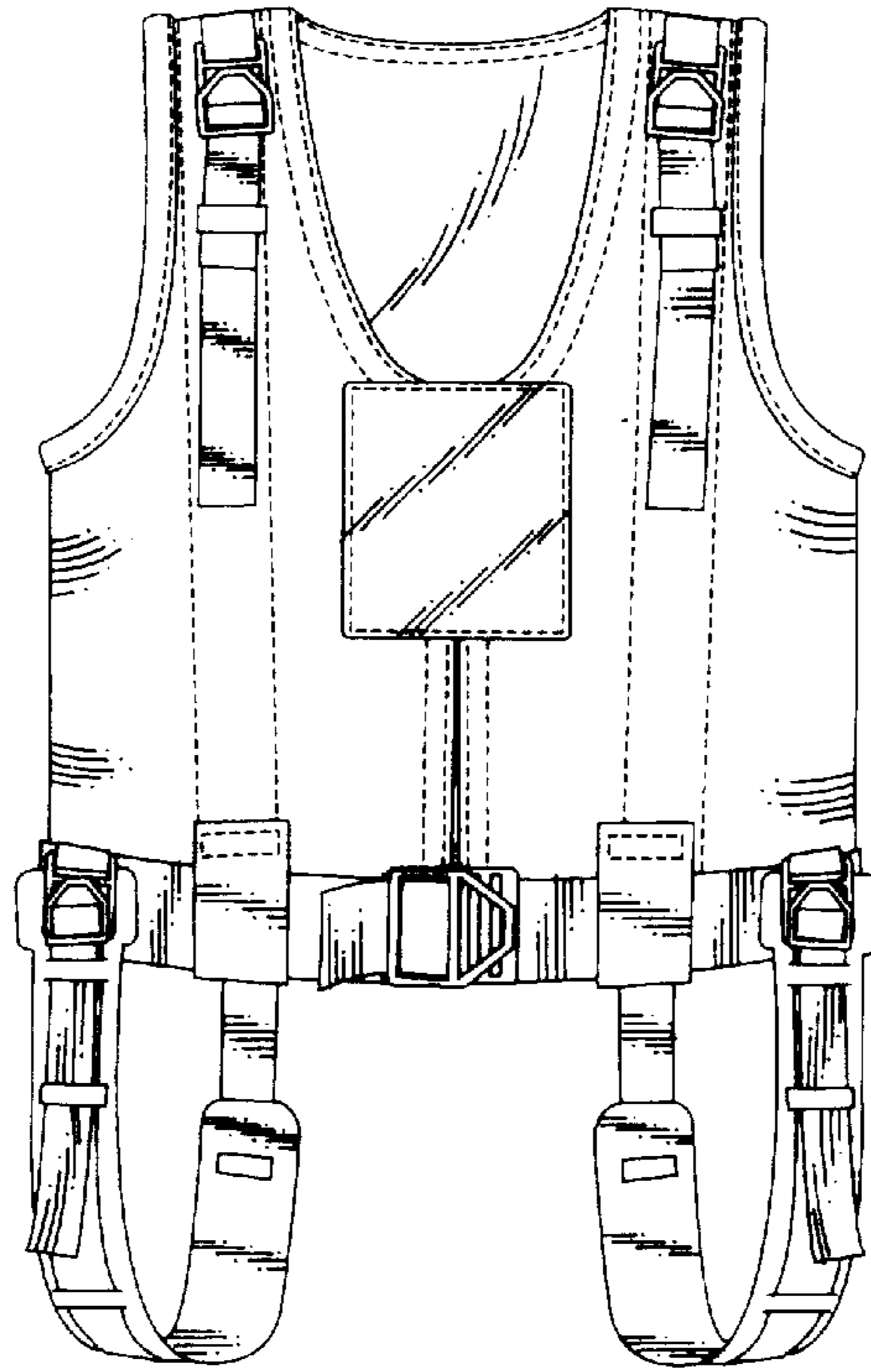


Fig. 2

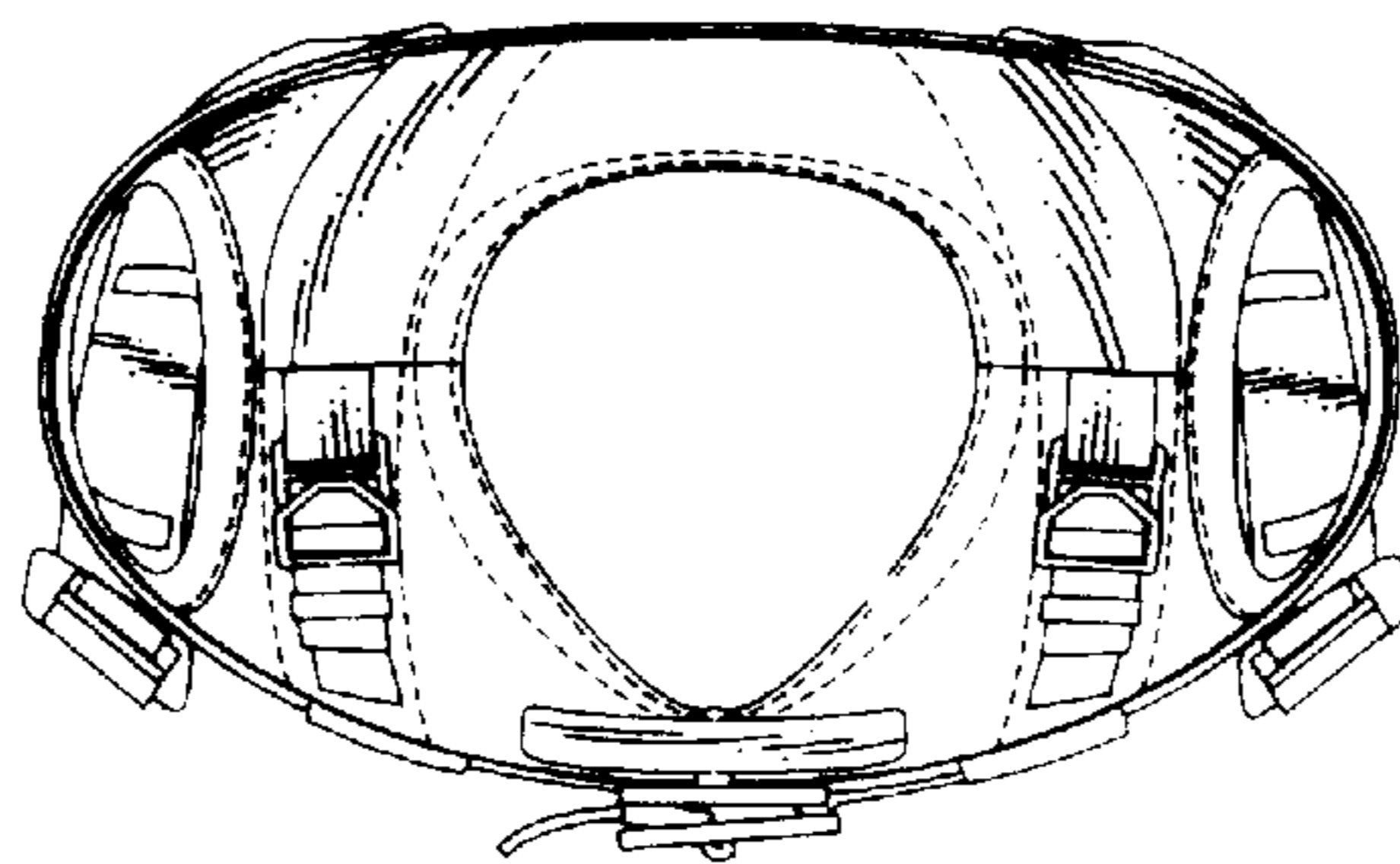


Fig.3

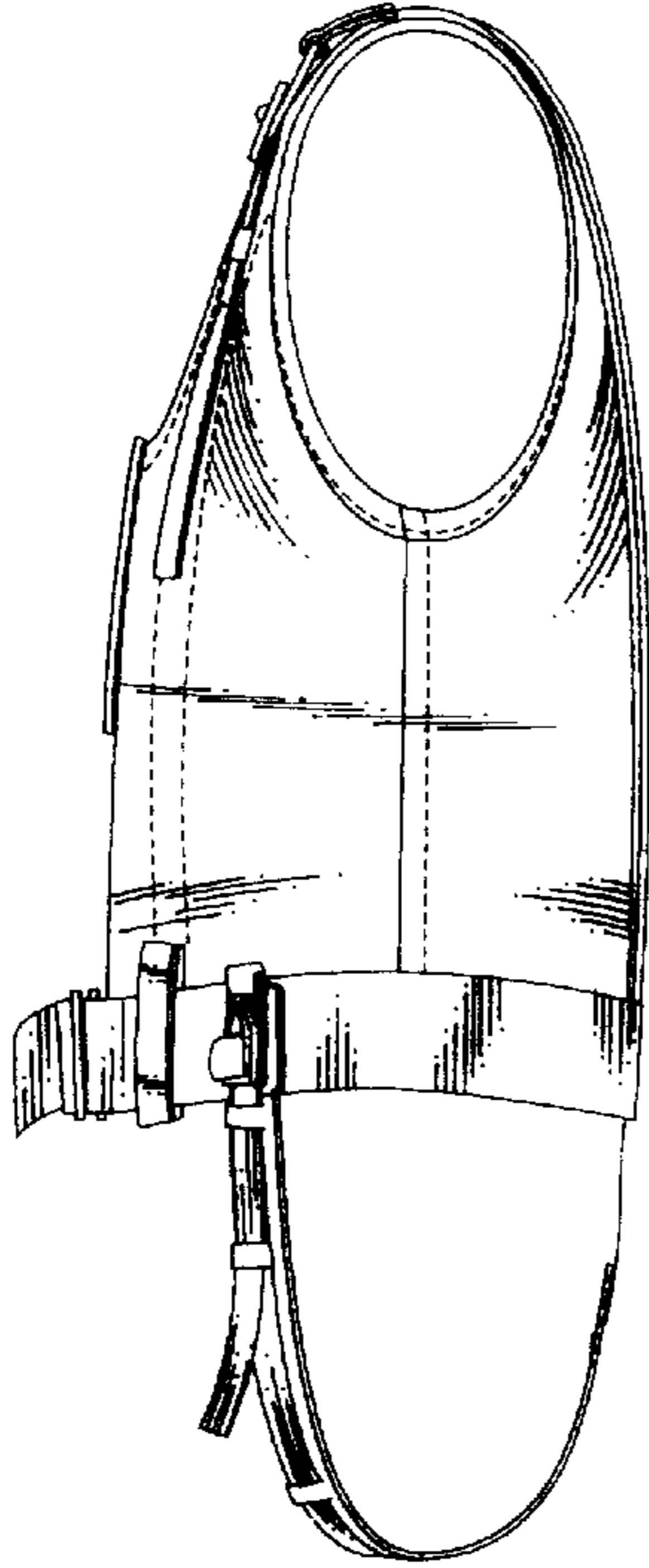


Fig.4

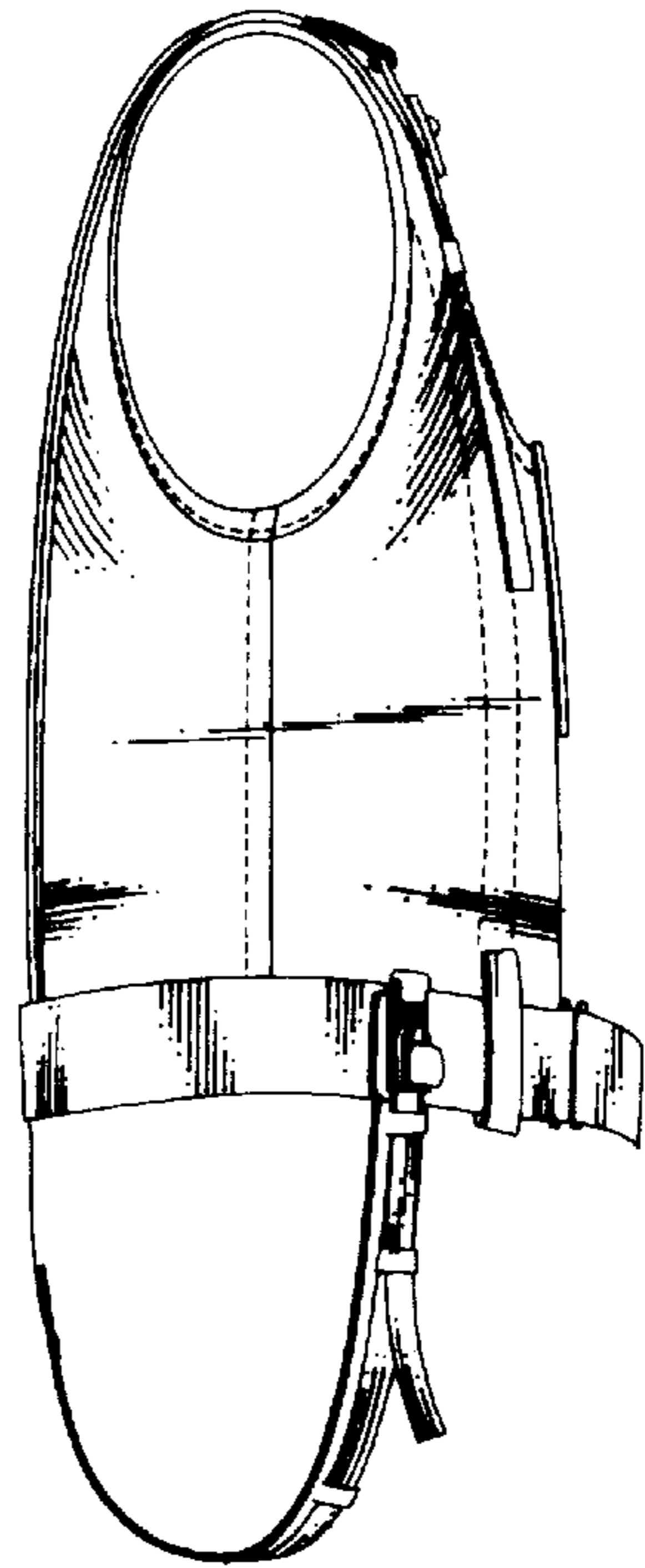


Fig.5

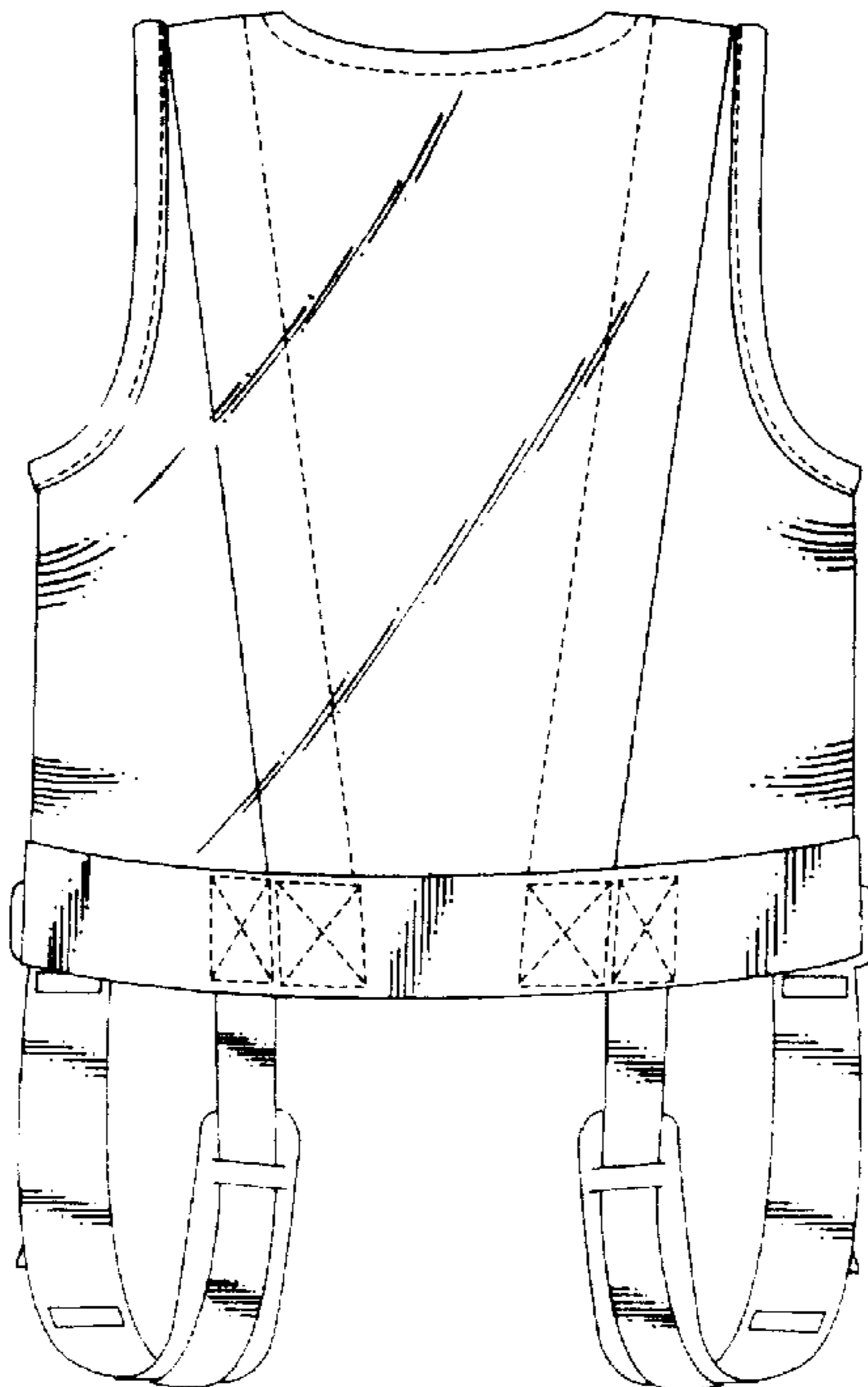


Fig.6

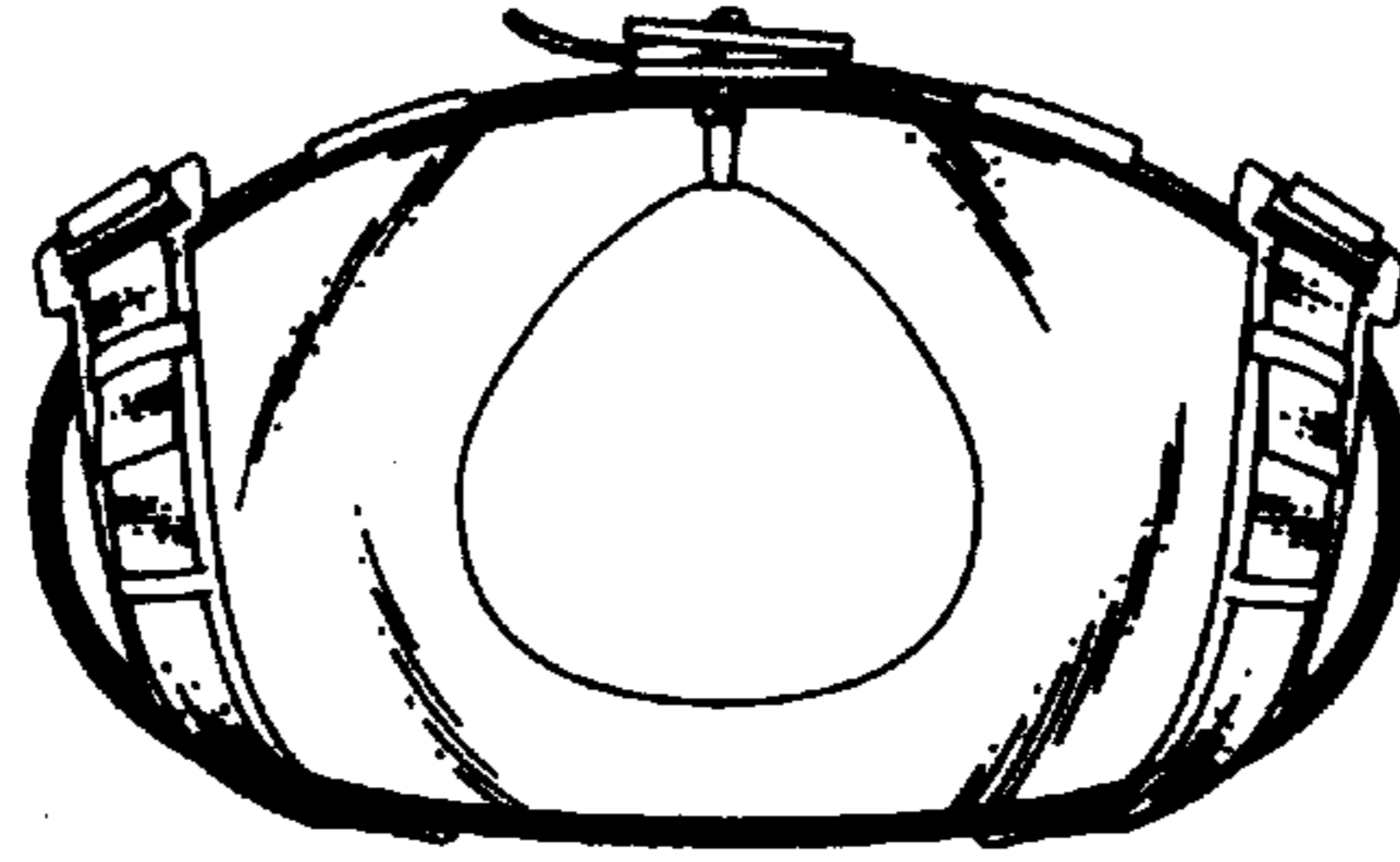


Fig.7

