



US00D453394S

(12) **United States Design Patent**
Johnson et al.

(10) **Patent No.:** **US D453,394 S**

(45) **Date of Patent:** **** Feb. 5, 2002**

(54) **ARM FOR LIGHTING FIXTURE**

(75) **Inventors:** **Aaron Mitchell Johnson**, Fort Worth, TX (US); **K. K. Chu**, Sanpokong (HK)

(73) **Assignee:** **Quorum International, L.P.**, Fort Worth, TX (US)

(**) **Term:** **14 Years**

(21) **Appl. No.:** **29/135,184**

(22) **Filed:** **Jan. 5, 2001**

(51) **LOC (7) Cl.** **26-99**

(52) **U.S. Cl.** **D26/155**

(58) **Field of Search** D26/80-92, 142, D26/155, 154; 362/432, 457, 458, 806, 805

(56) **References Cited**

U.S. PATENT DOCUMENTS

D411,033 S * 6/1999 Mariner D26/155
D438,670 S * 3/2001 Johnson D26/155

OTHER PUBLICATIONS

Murray Feiss lighting catalog, Mar. 1995, chandelier arm, #F1519 /2 BG.*

Taiwan Lighting, Aug. 1996, lamp arm #A65, top, right corner.*

* cited by examiner

Primary Examiner—Susan J. Lucas

(74) *Attorney, Agent, or Firm*—Kenneth C. Hill; Hill & Hunn,LLP

(57) **CLAIM**

The ornamental design for an arm for lighting fixture, as shown and described.

DESCRIPTION


FIG. 1 is a perspective view of the arm for lighting fixture. FIG. 2 is a front view of the arm, with the back view being a mirror image thereof.

FIG. 3 is a left side view of the arm, with the right side view being a mirror image thereof.

FIG. 4 is a top view of the arm; and,

FIG. 5 is a bottom view of the arm.

1 Claim, 2 Drawing Sheets



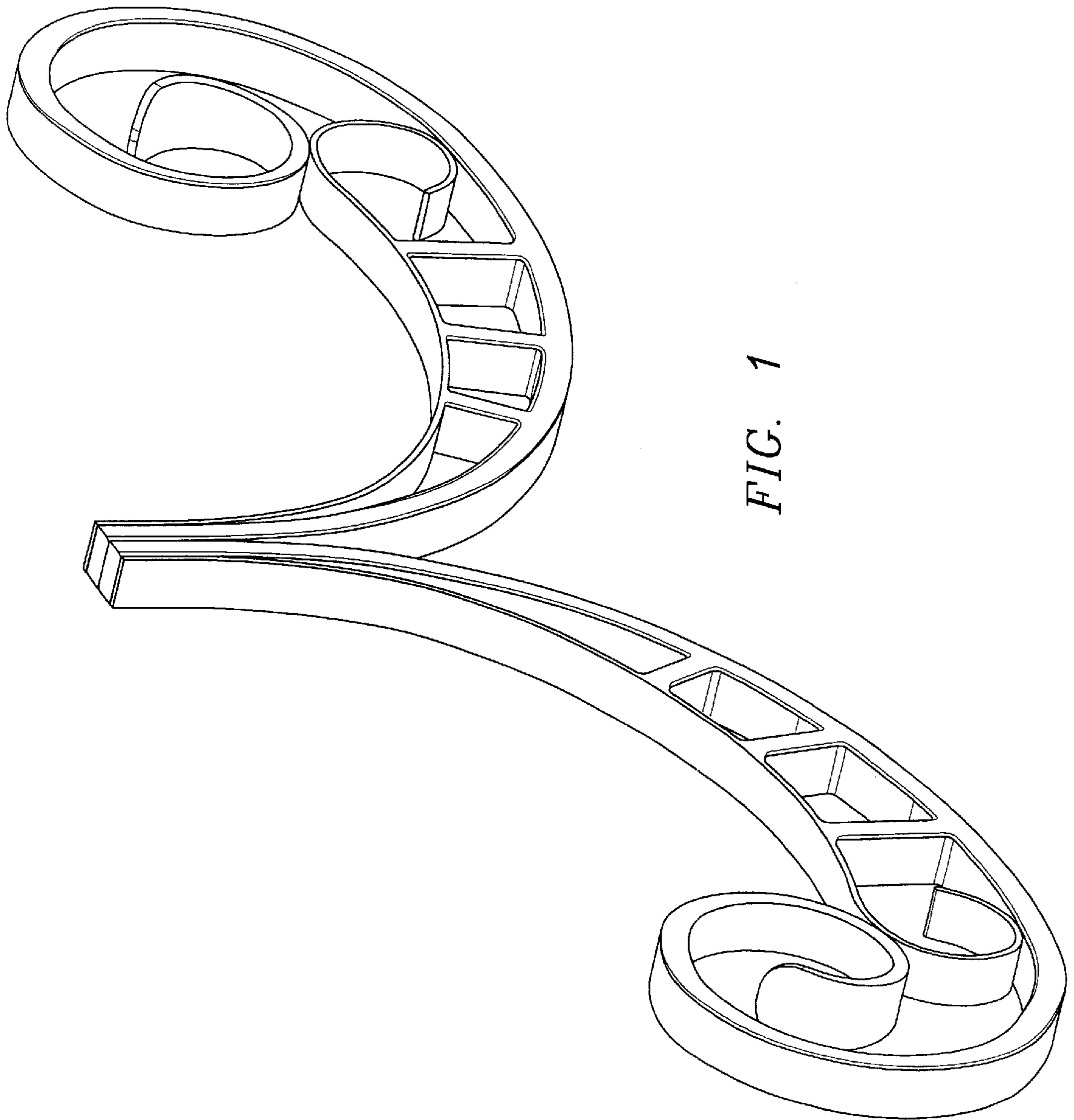


FIG. 1



FIG. 4

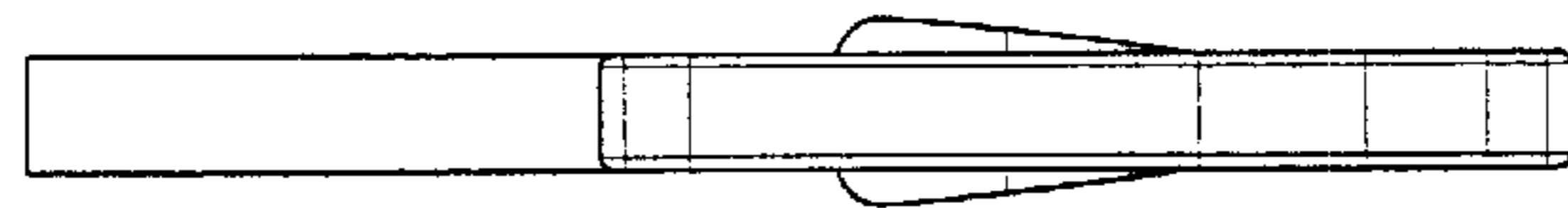


FIG. 3

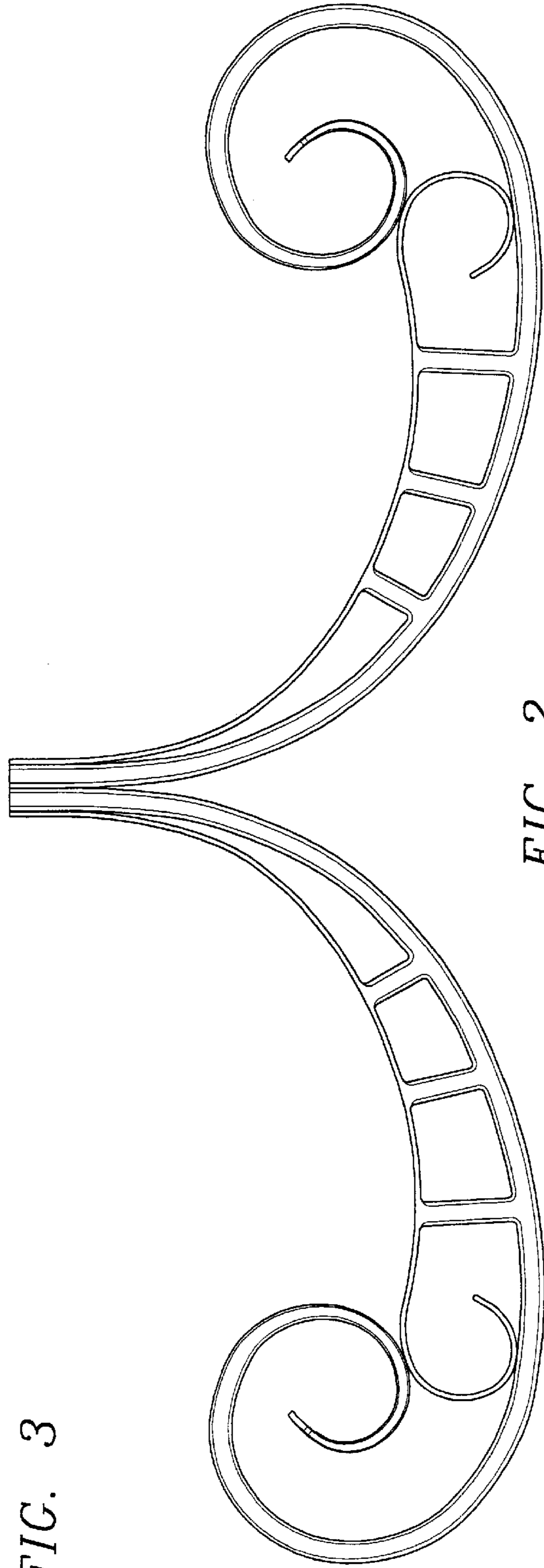


FIG. 2

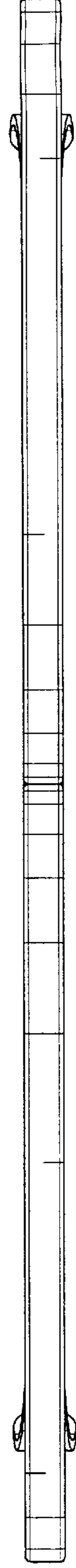


FIG. 5