



US00D453385S

(12) **United States Design Patent**
Krzesowiak

(10) **Patent No.:** **US D453,385 S**

(45) **Date of Patent:** **** Feb. 5, 2002**

(54) **ILLUMINATED MESSAGE DISPLAY UNIT FOR VEHICLES**

D418,930 S * 1/2000 DeLeon D26/31
D427,344 S * 6/2000 Ruminski D26/31

(76) Inventor: **Don J Krzesowiak**, 37859 Emery,
Clinton Township, MI (US) 48036

* cited by examiner

Primary Examiner—Marcus Jackson

(**) Term: **14 Years**

(57) **CLAIM**

(21) Appl. No.: **29/143,964**

The ornamental design for a illuminated message display unit for vehicles, as shown and described.

(22) Filed: **Jun. 22, 2001**

DESCRIPTION

(51) **LOC (7) Cl.** **26-06**

(52) **U.S. Cl.** **D26/31**

(58) **Field of Search** D26/28-36; 40/1,
40/540, 541, 542, 545, 584, 591, 592, 593,
606, 618, 624

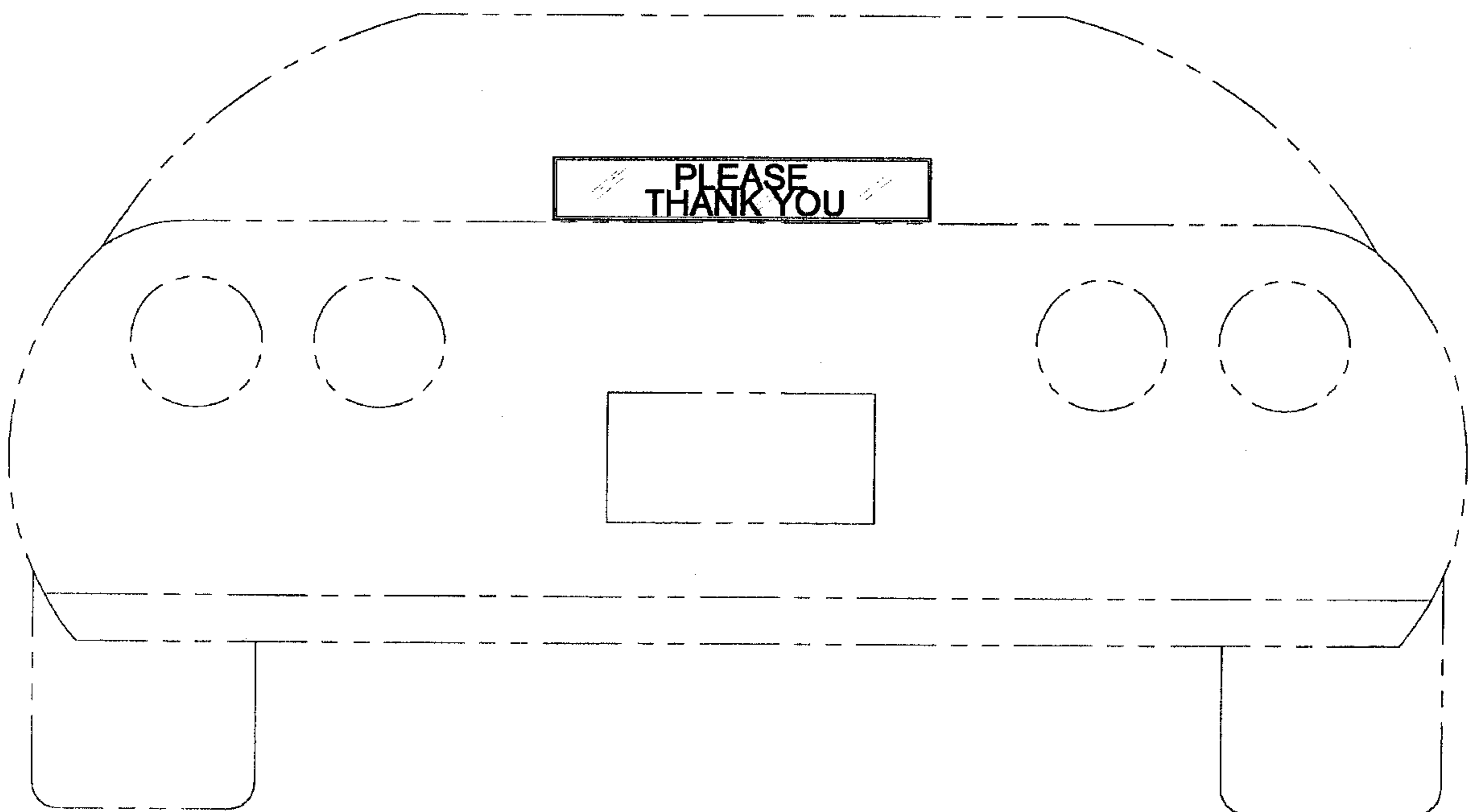
FIG. 1 is a front elevational view of the illuminated message display unit for vehicles of the present invention;
FIG. 2 is a rear elevational view of the illuminated message display unit for vehicles of FIG. 1;
FIG. 3 is a left side elevational view of the illuminated message display unit for vehicles of FIG. 1, the right view being a mirror image thereof;
FIG. 4 is a top plan view of the illuminated message display unit for vehicles of FIG. 1; and,
FIG. 5 is a bottom plan view of the illuminated message display unit for vehicles of FIG. 1.
“Please” would be illuminated when blinker is activated;
and
“Thank you” would then be illuminated for a predetermined interval when blinker shuts off.
The broken lines showing of a car in FIG. 1 is for illustrative purposes only and form no part of the claimed design.

(56) **References Cited**

U.S. PATENT DOCUMENTS

2,851,674 A	9/1958	Boone	
3,683,330 A	8/1972	Lancaster	
4,574,269 A	3/1986	Miller	
D326,282 S	* 5/1992	Spoljaric D26/31
D326,826 S	* 6/1992	Trimble, Jr. D26/31
5,119,278 A	6/1992	Watson	
D349,517 S	* 8/1994	Neff D26/31
D374,191 S	* 10/1996	Terrebonne et al. D26/31
5,574,428 A	11/1996	Groover	
D409,318 S	* 5/1999	Hopkins et al. D26/31
D411,321 S	6/1999	Norman	

1 Claim, 2 Drawing Sheets



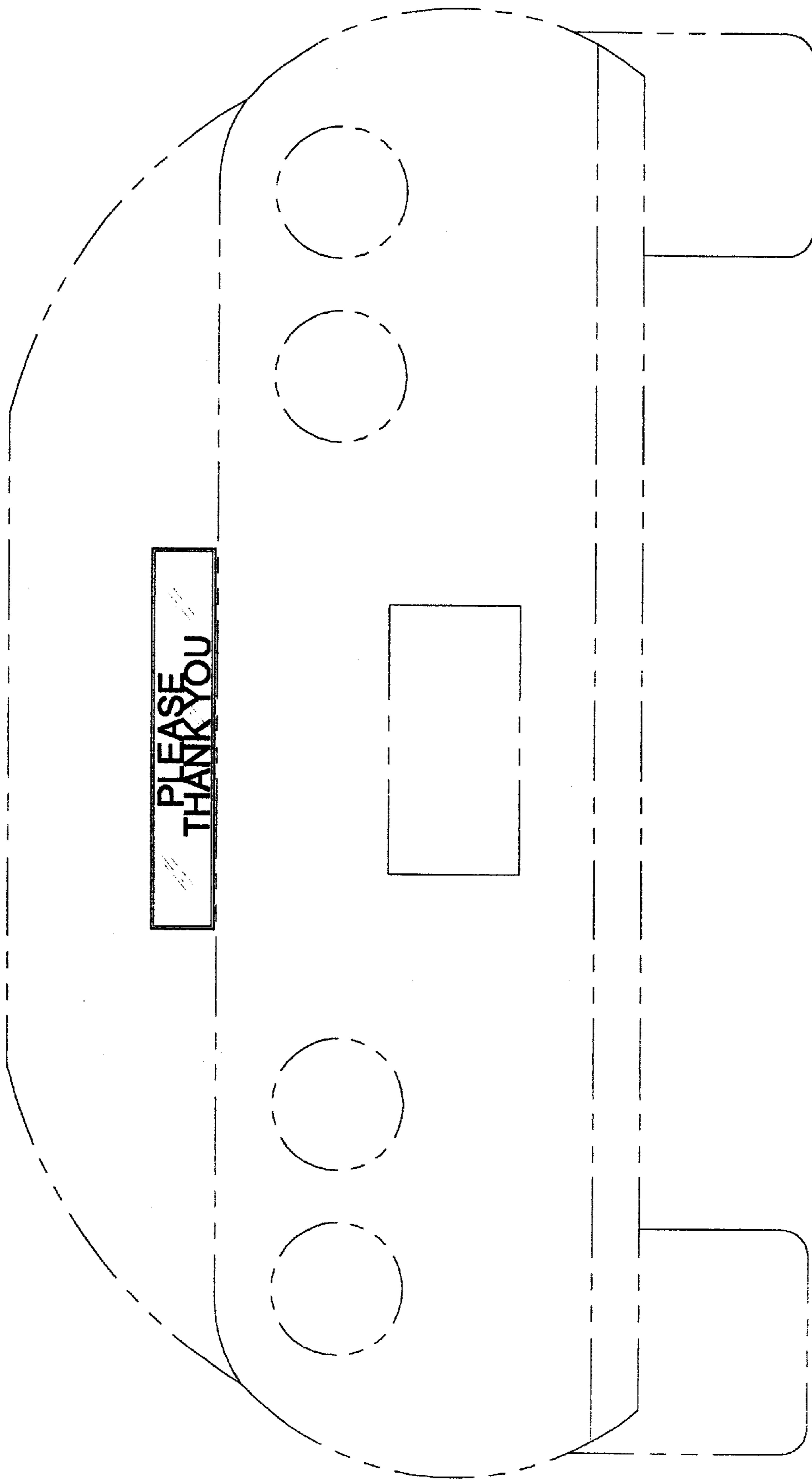


FIG. 1



FIG. 2




FIG. 4



FIG. 3



FIG. 5