



US00D453384S

(12) **United States Design Patent**  
**Chang**

(10) **Patent No.:** **US D453,384 S**

(45) **Date of Patent:** **\*\* Feb. 5, 2002**

(54) **STRING LAMP**

(76) **Inventor:** **Chih-Chen Chang**, No. 32, Kuang Hua South Street, Hsinchu City (TW)

(\*\*) **Term:** **14 Years**

(21) **Appl. No.:** **29/127,852**

(22) **Filed:** **Aug. 15, 2000**

(51) **LOC (7) Cl.** ..... **26-04**

(52) **U.S. Cl.** ..... **D26/25; D11/121; D11/119**

(58) **Field of Search** ..... **D26/25, 73, 125, D26/126; D11/117, 119, 112, 121, 125, 3, 6, 20, 21; 362/236, 240, 244, 246, 249, 250, 252, 806, 807, 808**

(56) **References Cited**

**U.S. PATENT DOCUMENTS**

1,640,282 A	*	8/1927	Migliacco	.....	362/806
1,758,982 A	*	5/1930	Seghers	.....	362/806
D170,403 S	*	9/1953	Saint-german	.....	D11/3
D360,701 S	*	7/1995	Glasstetter	.....	D26/25
5,645,342 A	*	7/1997	Chang	.....	362/252
D383,226 S	*	9/1997	Odierna	.....	D26/25
D386,445 S	*	11/1997	Odierna	.....	D11/121
D397,463 S	*	8/1998	Lee	.....	D26/25
D400,272 S	*	10/1998	Mount	.....	D26/25
5,860,731 A	*	1/1999	Martinez	.....	362/252
D406,248 S	*	3/1999	Prineppi	.....	D11/121
5,915,827 A	*	6/1999	Wang	.....	362/252
D412,998 S	*	8/1999	Mount	.....	D26/25
D413,173 S	*	8/1999	Mount	.....	D26/25
5,967,644 A	*	10/1999	Pan	.....	362/249
D416,637 S	*	11/1999	Mount	.....	D26/25

5,975,717 A	*	11/1999	Rahman	.....	362/251
5,988,831 A	*	11/1999	Pan	.....	362/806
6,050,701 A	*	4/2000	Stone	.....	362/806
6,079,855 A	*	6/2000	Azeredo et al.	.....	362/806
6,086,222 A	*	7/2000	Juba et al.	.....	362/252
6,126,298 A	*	10/2000	Wu	.....	362/252
6,135,616 A	*	10/2000	Rahman	.....	362/806
6,155,697 A	*	12/2000	Ahroni	.....	362/252

**OTHER PUBLICATIONS**

Garrison Wagner Catalog, item No. X-5102, p. 70, Dec. 1942.\*

Garrison Wagner Catalog, items No. x7336 and x5980 p. 71, Dec. 1942.\*

Whiterhur Catalog., item B, p. 40, Dec. 1942.\*

\* cited by examiner

*Primary Examiner*—Cynthia E Ramirez

(74) *Attorney, Agent, or Firm*—Rosenberg, Klein & Lee

(57) **CLAIM**

The ornamental design for string lamp, as shown and described.

**DESCRIPTION**

FIG. 1 is a perspective view of string lamp showing my present design thereof;

FIG. 2 is a front view thereof;

FIG. 3 is a rear view thereof;

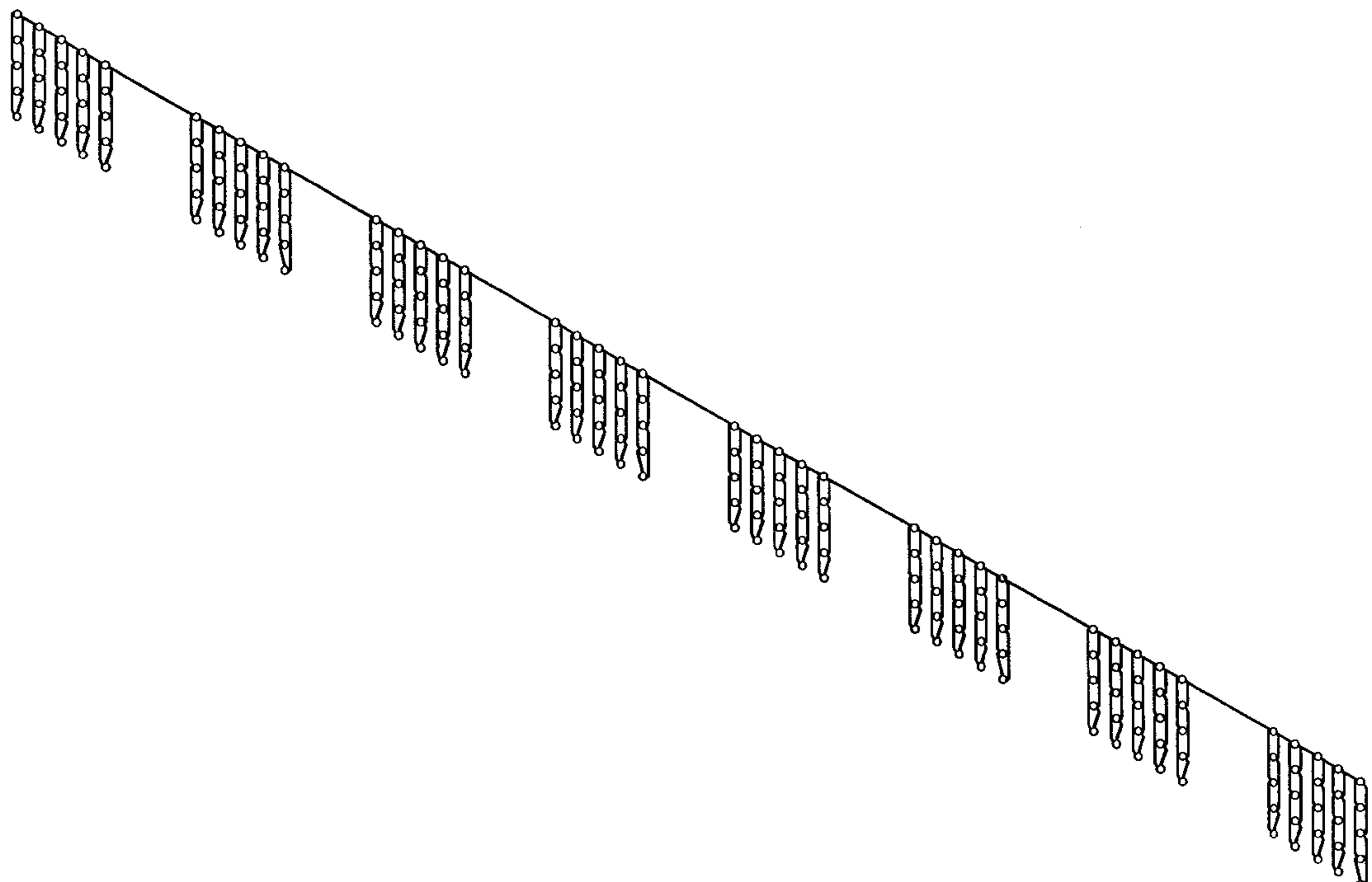
FIG. 4 is a left plan view thereof;

FIG. 5 is a right plan view thereof;

FIG. 6 is a top view thereof; and,

FIG. 7 is a bottom view.

**1 Claim, 4 Drawing Sheets**






FIG. 1

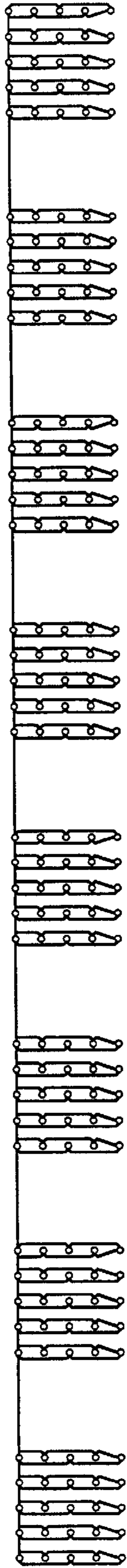


FIG. 2

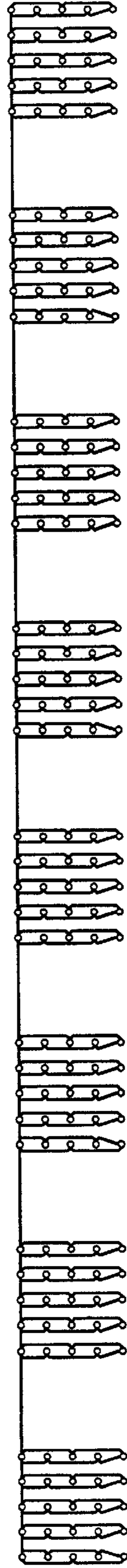


FIG. 3



FIG. 5

FIG. 4



FIG. 6



FIG. 7