



US00D453360S

(12) **United States Design Patent**
Pan

(10) **Patent No.:** **US D453,360 S**

(45) **Date of Patent:** **** Feb. 5, 2002**

(54) **DART BOARD**

(75) **Inventor:** **Francis Pan, Taichung (TW)**

(73) **Assignee:** **Forhouse Corporation (TW)**

(**) **Term:** **14 Years**

(21) **Appl. No.:** **29/138,060**

(22) **Filed:** **Mar. 5, 2001**

(51) **LOC (7) Cl.** **21-01**

(52) **U.S. Cl.** **D21/308**

(58) **Field of Search** **D21/307, 308,**
D21/334-368; 273/348, 371, 376, 403,
408

(56) **References Cited**

U.S. PATENT DOCUMENTS

D32,139 S	*	1/1900	Weathersby	D21/362
5,417,437 A	*	5/1995	Coppard et al.	273/403
5,642,886 A	*	7/1997	Yancey, Jr.	273/408
D393,491 S	*	4/1998	Yiu	D21/307

5,735,527 A * 4/1998 Yiu 273/408

5,954,339 A * 9/1999 Yiu 273/408

6,053,499 A * 4/2000 Yiu 273/374

6,089,571 A * 7/2000 Cho 273/371

* cited by examiner

Primary Examiner—Sandra L. Morris

(74) *Attorney, Agent, or Firm*—Dellett and Walters

(57) **CLAIM**

The ornamental design for a dart board, as shown.

DESCRIPTION

FIG. 1 is a perspective view of a dart board, showing my new design;

FIG. 2 is a front elevational view thereof;

FIG. 3 is a rear elevational view thereof;

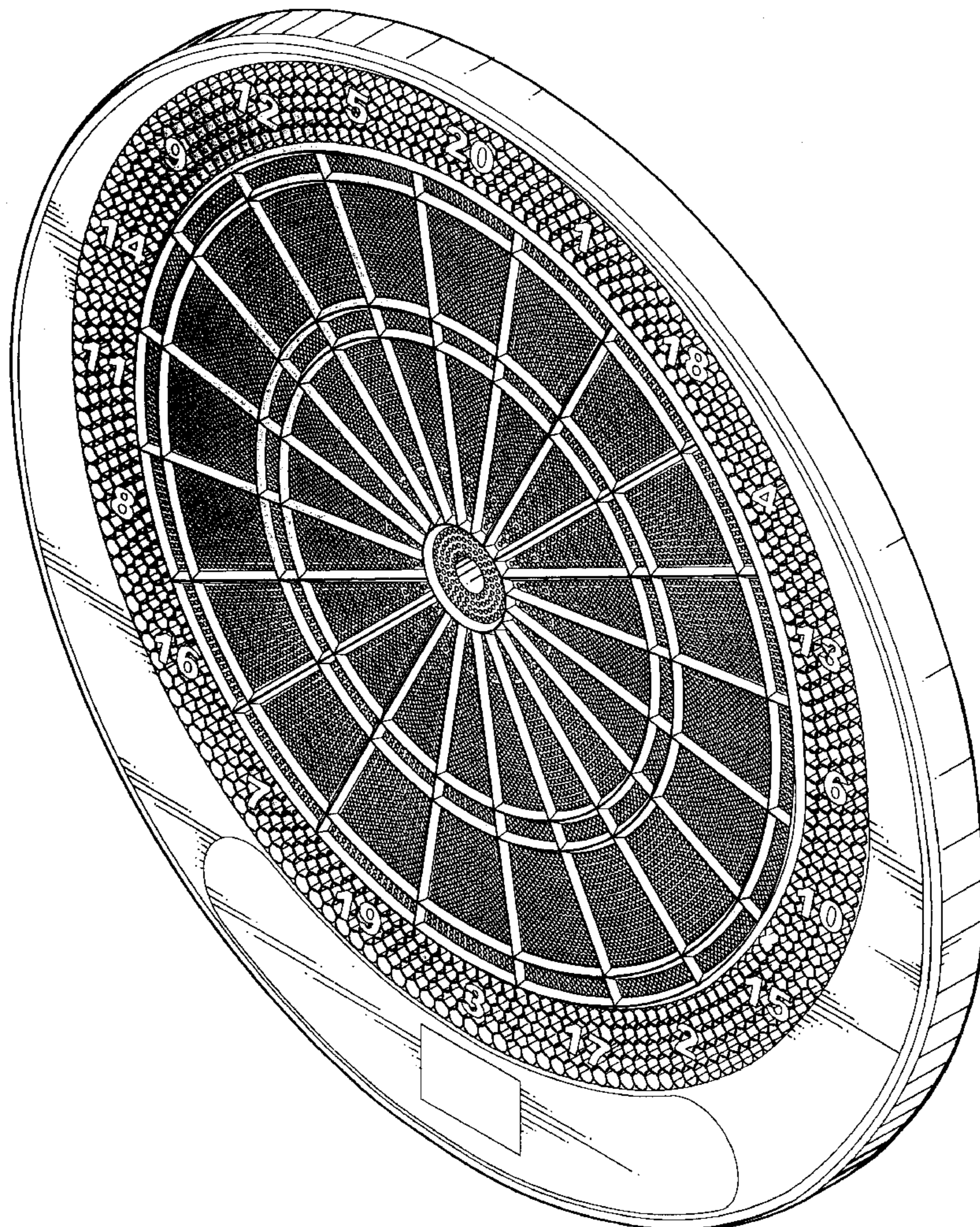
FIG. 4 is a left side elevational view thereof;

FIG. 5 is a right side elevational view thereof;

FIG. 6 is a top plan view thereof; and,

FIG. 7 is a bottom plan view thereof.

1 Claim, 5 Drawing Sheets



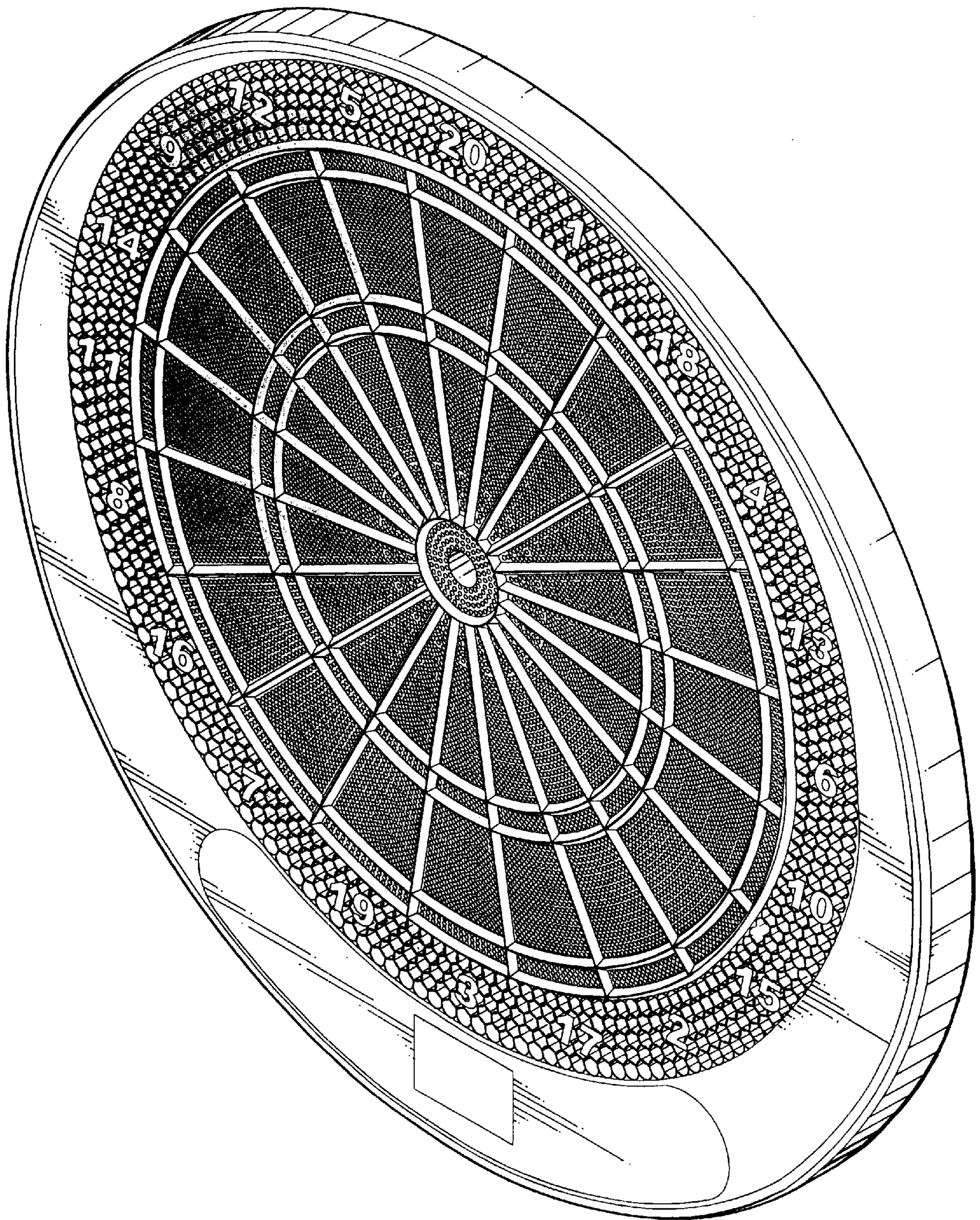


FIG. 1

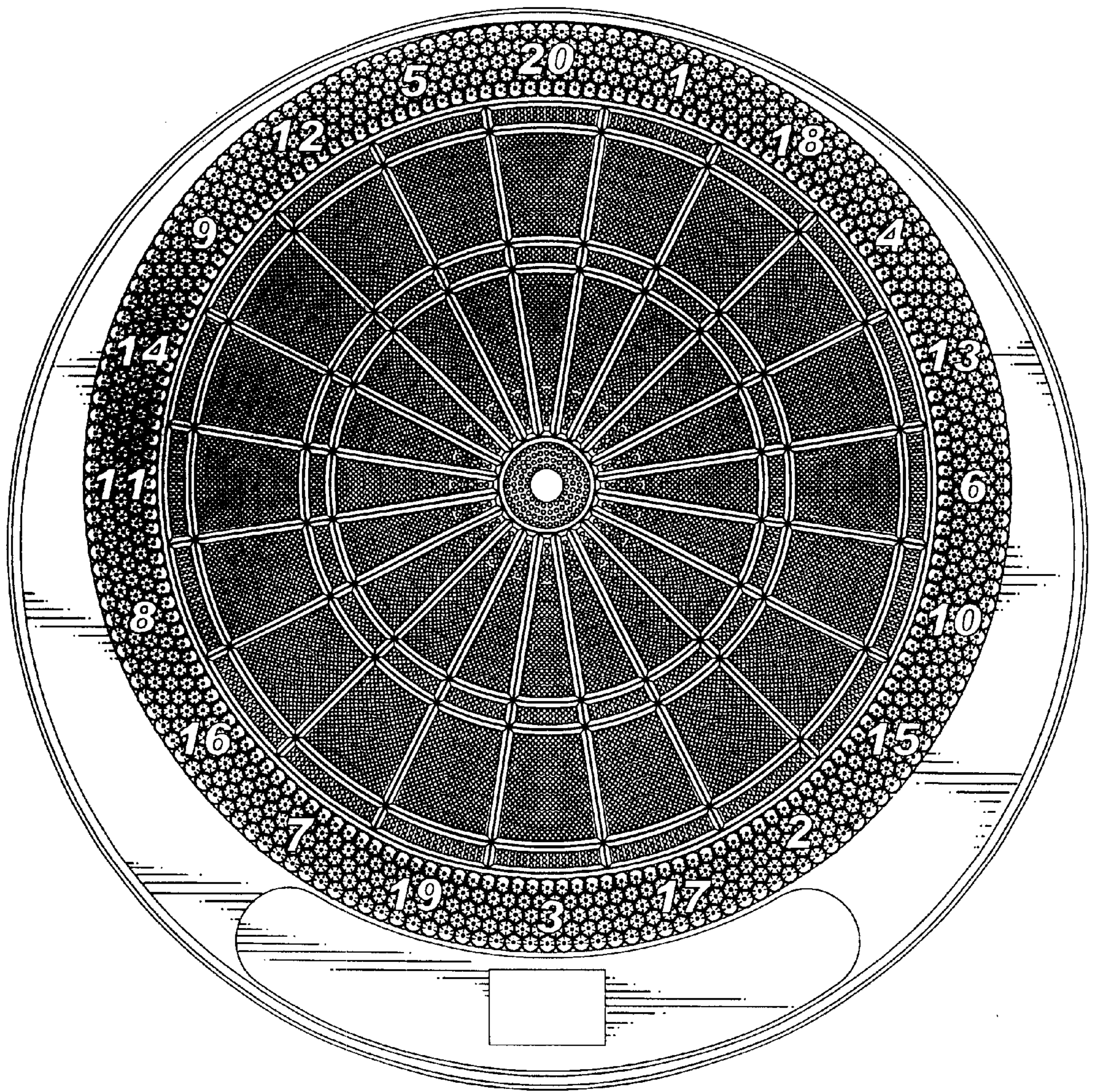


FIG. 2

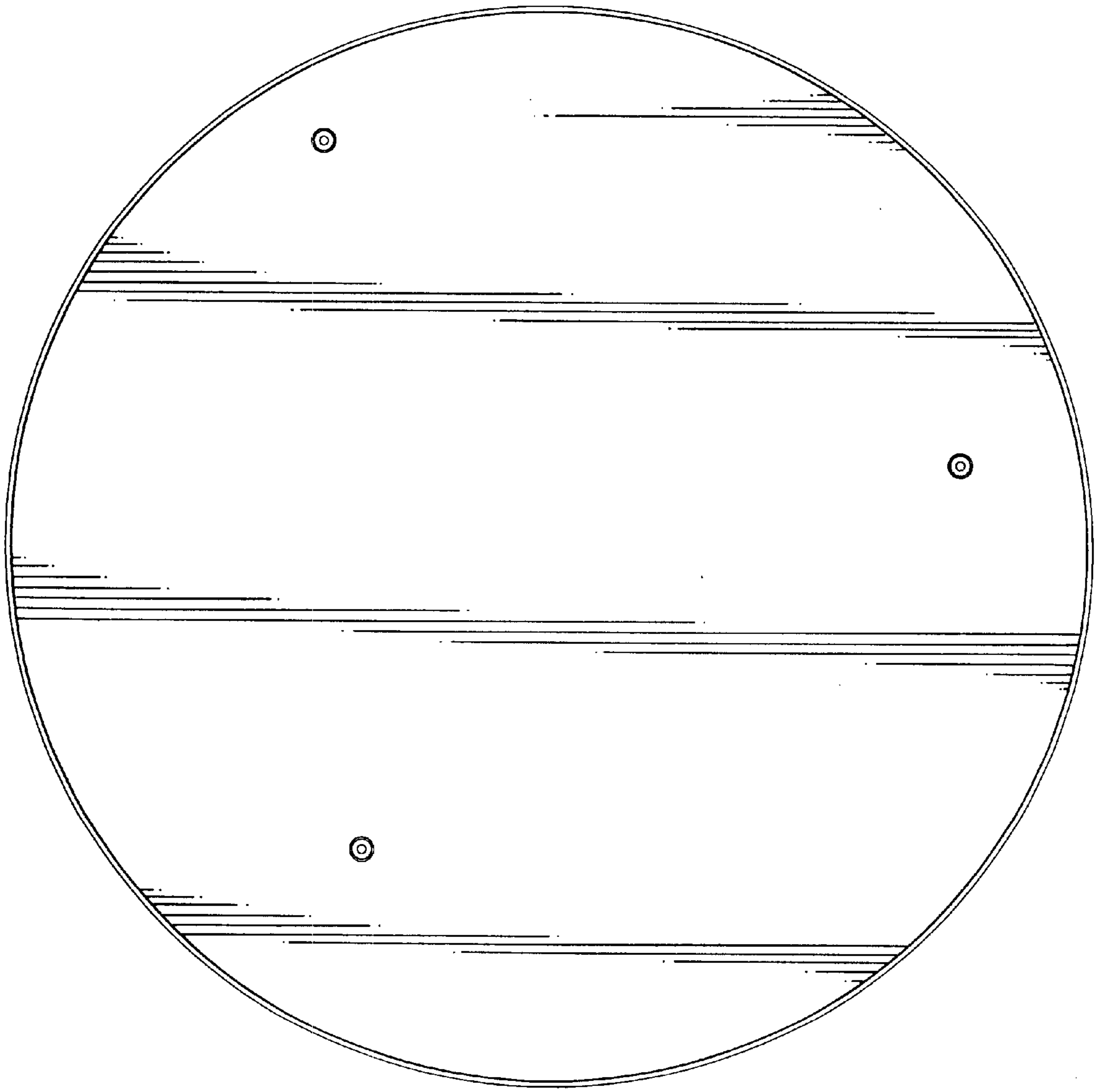


FIG. 3



FIG. 4



FIG. 5



FIG. 6




FIG. 7