



US00D453341S

(12) **United States Design Patent**
Brisby

(10) **Patent No.:** **US D453,341 S**

(45) **Date of Patent:** **** Feb. 5, 2002**

(54) **KEYBOARD WRIST SUPPORT**

(76) Inventor: **Stewart P. Brisby**, 463 West St., Apt.
G-113, New York, NY (US) 10014

(**) Term: **14 Years**

(21) Appl. No.: **29/131,319**

(22) Filed: **Oct. 18, 2000**

(51) **LOC (7) Cl.** **14-02**

(52) **U.S. Cl.** **D14/460; D14/457**

(58) **Field of Search** D14/432, 454,
D14/455, 456, 457, 460; D18/12; 248/118,
118.1, 118.3, 346, 489, 917-924; 400/689-693,
715

(56) **References Cited**

U.S. PATENT DOCUMENTS

5,240,210	A	*	8/1993	Honto, Jr. et al.	248/118.1
D361,988	S	*	9/1995	Grant	D14/457
6,045,098	A	*	4/2000	Timm	248/118.1
D442,968	S	*	5/2001	Udo et al.	D14/461
6,264,150	B1	*	7/2001	Kolenchuk	248/118

* cited by examiner

Primary Examiner—Kay H. Chin

(74) *Attorney, Agent, or Firm*—Abelman, Frayne, Schwab

(57) **CLAIM**

The ornamental design for a keyboard wrist support, as shown and described.

DESCRIPTION

FIG. 1 is a top left perspective view of the keyboard wrist support of my invention;
FIG. 2 is a top plan view thereof;
FIG. 3 is a front elevation view thereof;
FIG. 4 is a left end view thereof;
FIG. 5 is a right end view thereof;
FIG. 6 is a rear elevation view thereof;
FIG. 7 is a bottom view thereof; and,
FIG. 8 is a top left perspective view of another embodiment of my invention.

The matter shown in broken lines is to indicate the environment in which the invention is used and forms no part of the subject matter claimed.

1 Claim, 3 Drawing Sheets

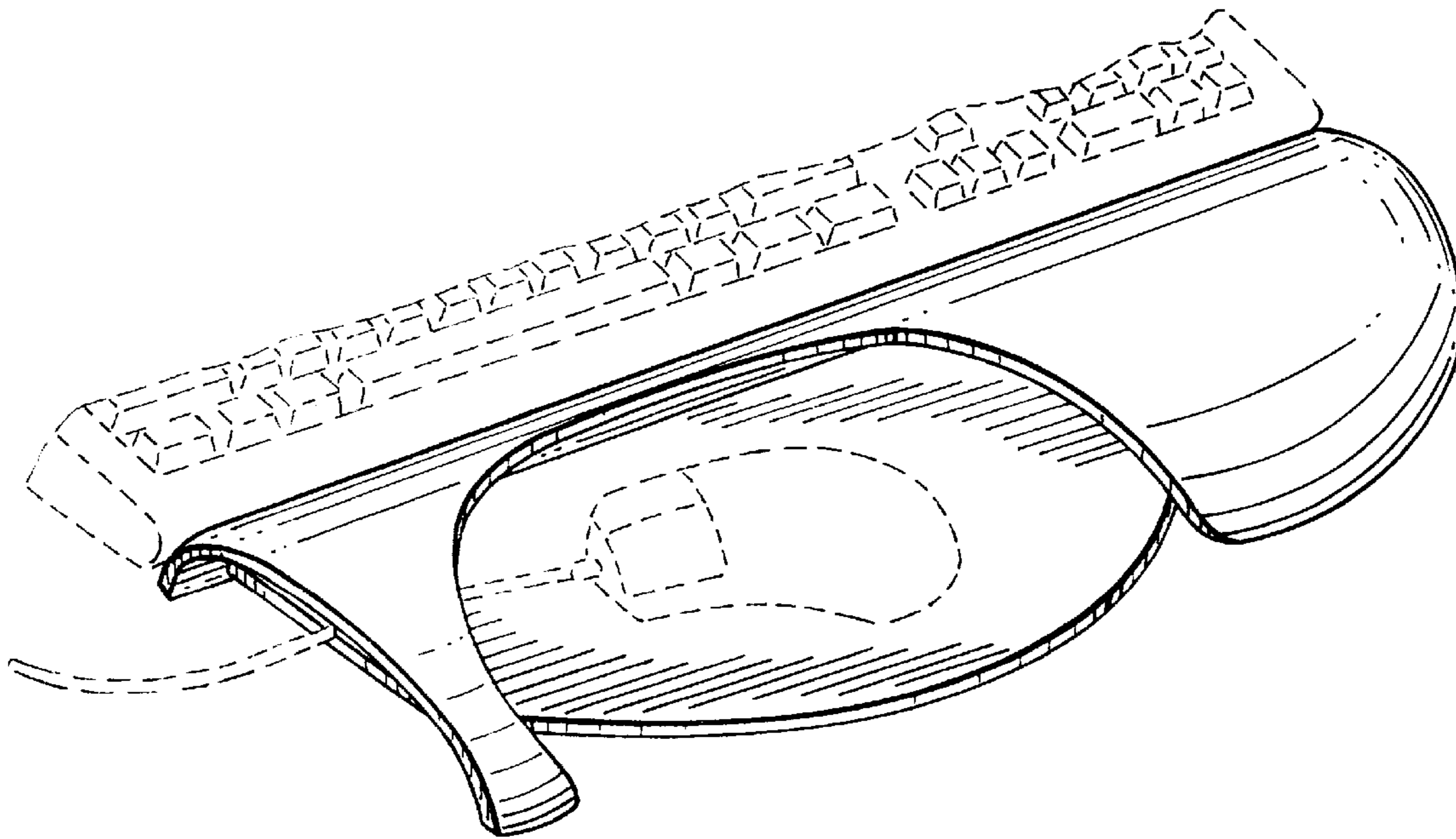


FIG. 1

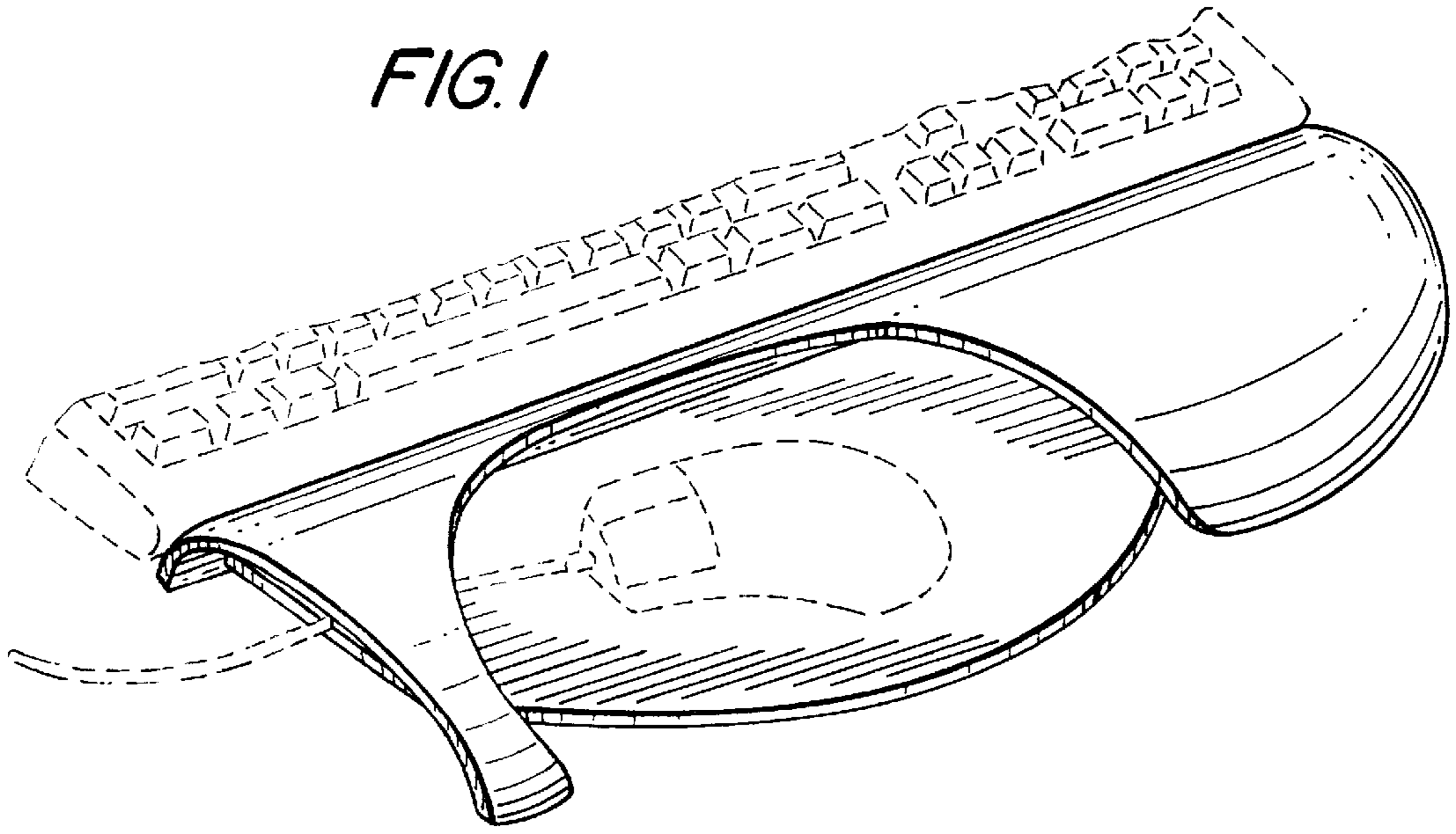


FIG. 2

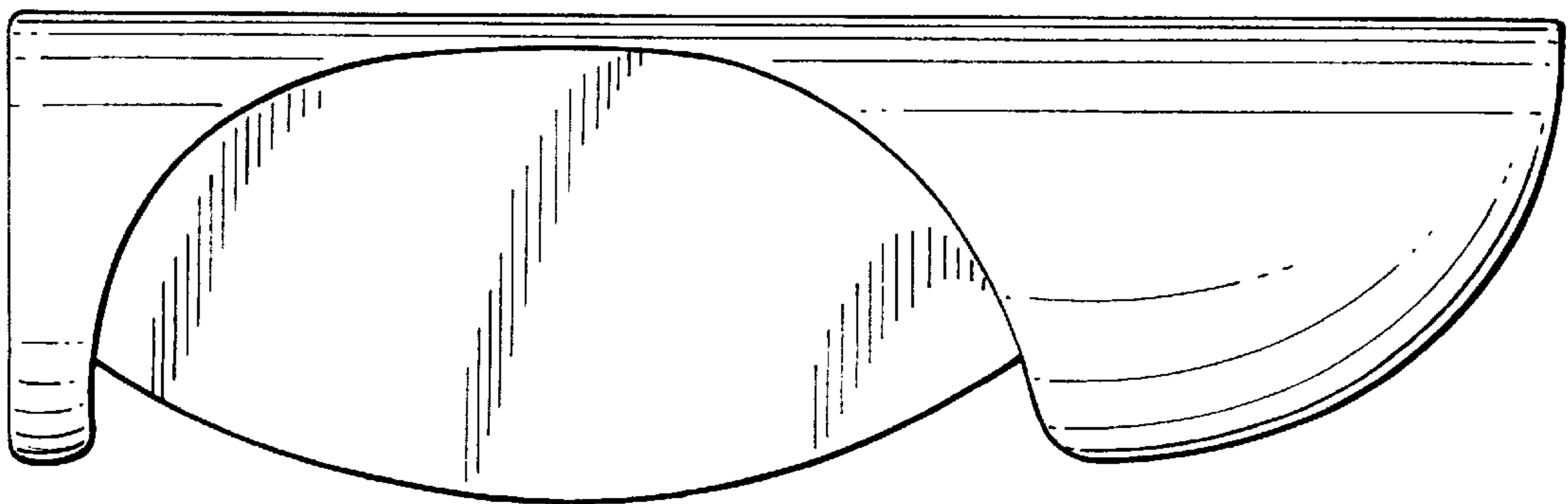


FIG.3

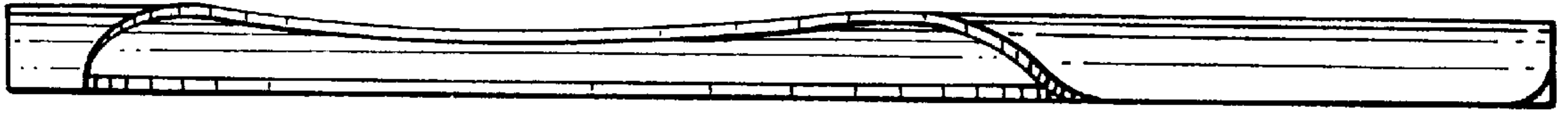


FIG.4




FIG.5




FIG.6




FIG. 7

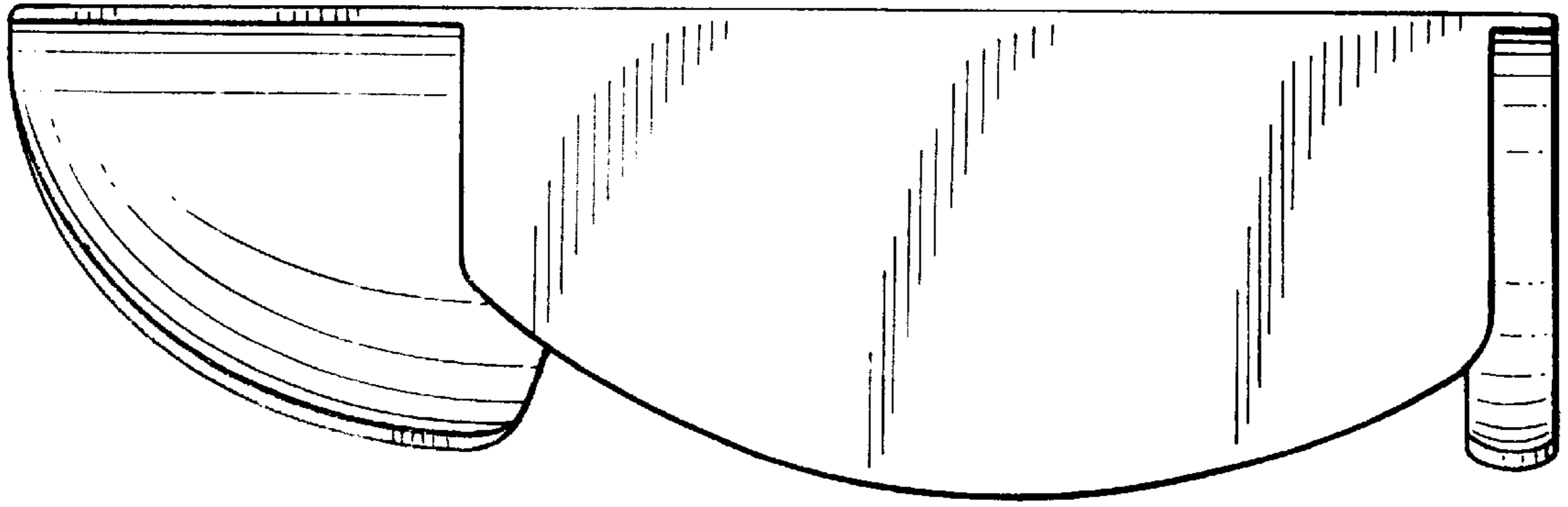


FIG. 8

