



US00D453340S

(12) **United States Design Patent**  
**Lin**

(10) **Patent No.:** **US D453,340 S**

(45) **Date of Patent:** **\*\* Feb. 5, 2002**

(54) **MOUSE PAD**

D415,142 S \* 10/1999 Guy ..... D14/459  
D439,910 S \* 4/2001 Tonizzo et al. .... D14/458

(76) Inventor: **Tien-Tsai Lin**, No. 40, Lane 548,  
Chung-Shan Rd., Lin 10, She-Kou  
Village, Shen-Kang Hsiang, Taichung  
Hsien (TW)

\* cited by examiner

*Primary Examiner*—Kay H. Chin  
(74) *Attorney, Agent, or Firm*—Dellett and Walters

(\*\*) Term: **14 Years**

(57) **CLAIM**

(21) Appl. No.: **29/144,074**

The ornamental design for a mouse pad, as shown.

(22) Filed: **Jun. 25, 2001**

**DESCRIPTION**

(51) **LOC (7) Cl.** ..... **14-02**

(52) **U.S. Cl.** ..... **D14/459**

(58) **Field of Search** ..... D14/458-461;  
248/917-924, 442.2; 345/156-167

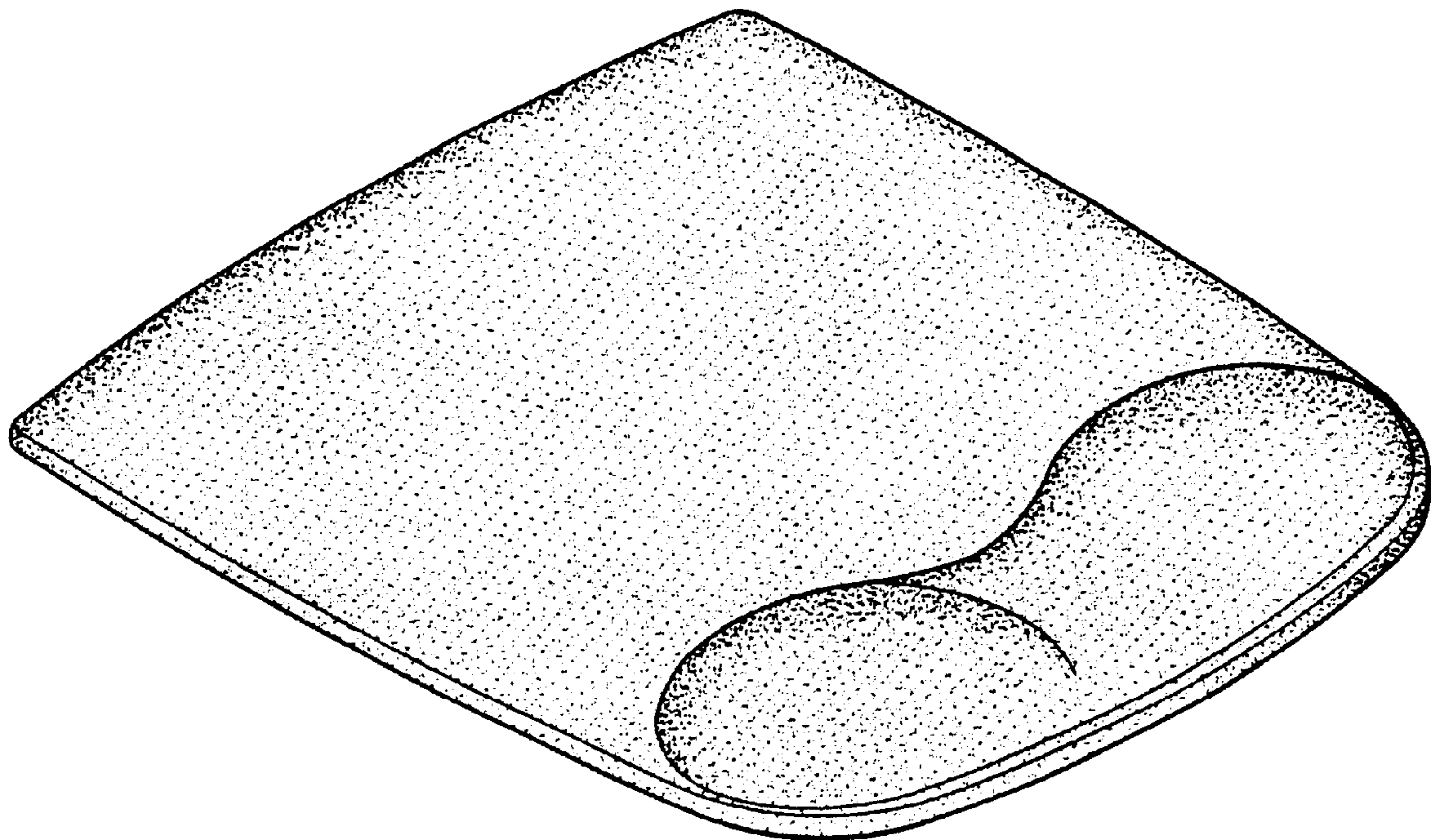
FIG. 1 is a perspective view of a mouse pad showing my new design;  
FIG. 2 is a front elevational view thereof;  
FIG. 3 is a rear elevational view thereof;  
FIG. 4 is a left side view thereof;  
FIG. 5 is a right side view thereof;  
FIG. 6 is a top plain view thereof; and,  
FIG. 7 is a bottom plain view thereof.

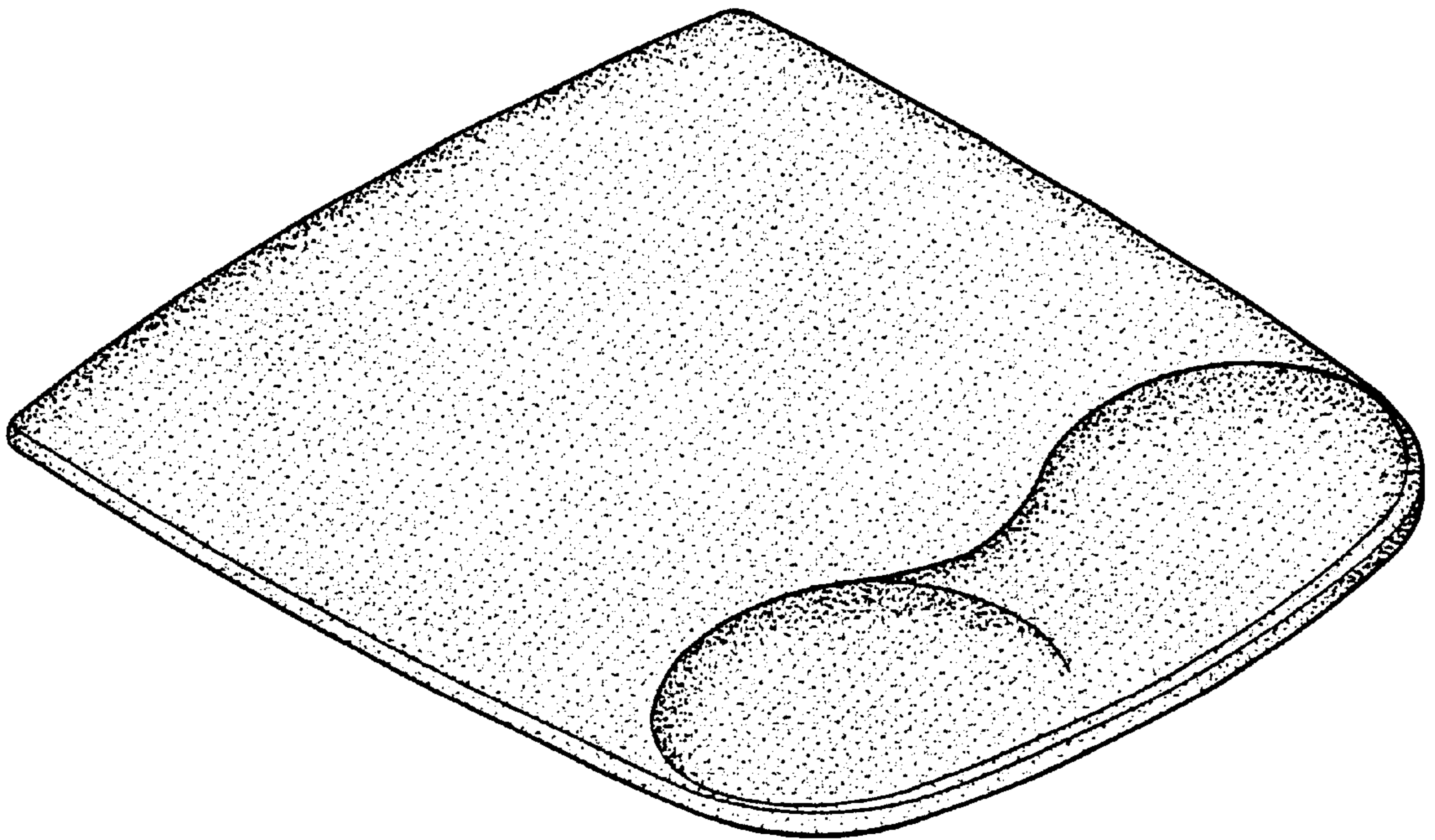
(56) **References Cited**

**U.S. PATENT DOCUMENTS**


D382,551 S \* 8/1997 Tran ..... D14/459  
D406,578 S \* 3/1999 Fitzsimmons ..... D14/459

**1 Claim, 3 Drawing Sheets**





**FIG. 1**



**FIG. 2**



**FIG. 3**

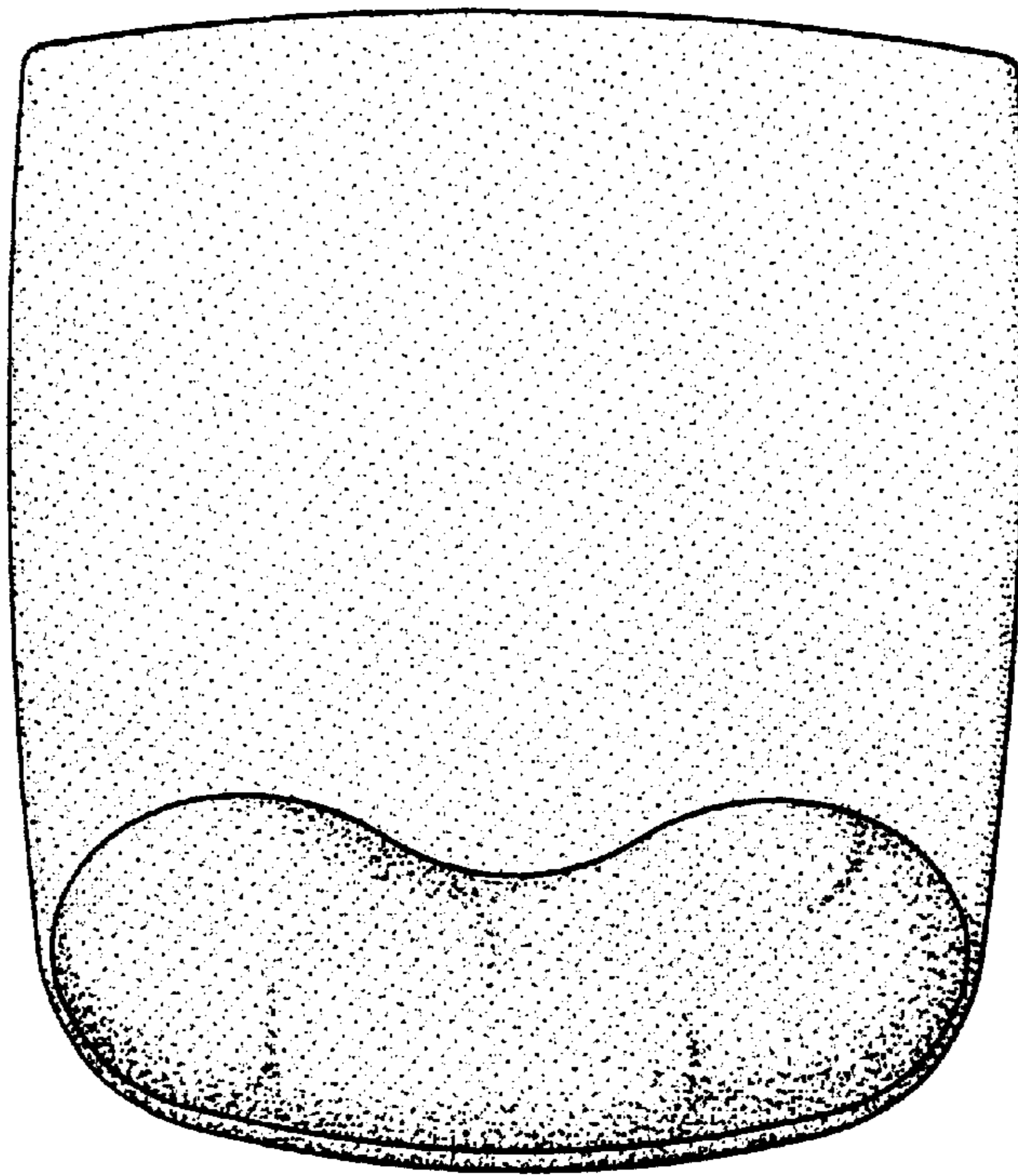


**FIG. 4**




**FIG. 5**





**FIG. 6**



**FIG. 7**