



US00D453335S

(12) **United States Design Patent**
Downs

(10) **Patent No.:** **US D453,335 S**

(45) **Date of Patent:** **** Feb. 5, 2002**

(54) **COMPUTER MOUSE COVER**

(75) **Inventor:** **Charles E. Downs**, St. Petersburg, FL (US)

(73) **Assignee:** **Right Brain Ideas, Inc.**, St. Petersburg, FL (US)

(**) **Term:** **14 Years**

(21) **Appl. No.:** **29/119,625**

(22) **Filed:** **Mar. 6, 2000**

(51) **LOC (7) Cl.** **14-02**

(52) **U.S. Cl.** **D14/432; D14/402**

(58) **Field of Search** **D14/402-410, D14/417, 432, 440; 200/5 R, 5 A, 6 R, 6 A, 302.1, 302.3, 329, 330, 333; 273/148 B; 345/156-167; 74/471 XY; 463/36, 37, 38**

(56) **References Cited**

U.S. PATENT DOCUMENTS

D291,203 S	8/1987	Silver	
4,831,736 A	5/1989	Bryant et al.	
5,245,146 A	9/1993	Florence	
5,473,344 A	12/1995	Bacon et al.	
D381,015 S	7/1997	Morrison et al.	
5,851,623 A	12/1998	Tarulli et al.	
D420,992 S *	2/2000	Hu	D14/432
6,040,539 A	3/2000	Hiegel	
6,097,371 A	8/2000	Siddiqui et al.	
6,099,929 A	8/2000	Chinen	
6,099,934 A	8/2000	Held	
D430,878 S *	9/2000	Adler	D14/402
D438,212 S *	2/2001	Whitenack	D14/432

OTHER PUBLICATIONS

Morf Products, Ltd.—Promotional Mouse Covers, “Promote Your Business with mousemorf®,” <http://www.morf-products.com/promo.htm>, visited on Mar. 19, 2001, 1 p.
Morf Products, Ltd.—“mousemorf® online catalog,” <http://www.morfproducts.com/acatalog/index.html>, visited on Mar. 19, 2001, 3 pp.

Web Partners—Our News, “29th Mar. 2000—Morf Products Website Launch,” <http://www.webpartners.co.uk/content/newnews.htm>, visited on Mar. 19, 2001, 3 pp.

(List continued on next page.)

Primary Examiner—Kay H. Chin

(74) *Attorney, Agent, or Firm*—Kenyon & Kenyon

(57) **CLAIM**

The ornamental design for an computer mouse cover, as shown and described.

DESCRIPTION

FIG. 1 is a perspective top view of the first embodiment of an apparatus for covering a hand operated computer control device;

FIG. 2 is a perspective bottom view of the apparatus of FIG. 1;

FIG. 3 is a perspective top view of a second embodiment of an apparatus for covering a hand operated computer control device;

FIG. 4 is a perspective bottom view of the apparatus of FIG. 3;

FIG. 5 is a perspective top view of a third embodiment of an apparatus for covering a hand operated computer control device;

FIG. 6 is a perspective vottom view of the apparatus of FIG. 5;

FIG. 7 is a perspective top view of a fourth embodiment of an apparatus for covering a hand operated computer control device;

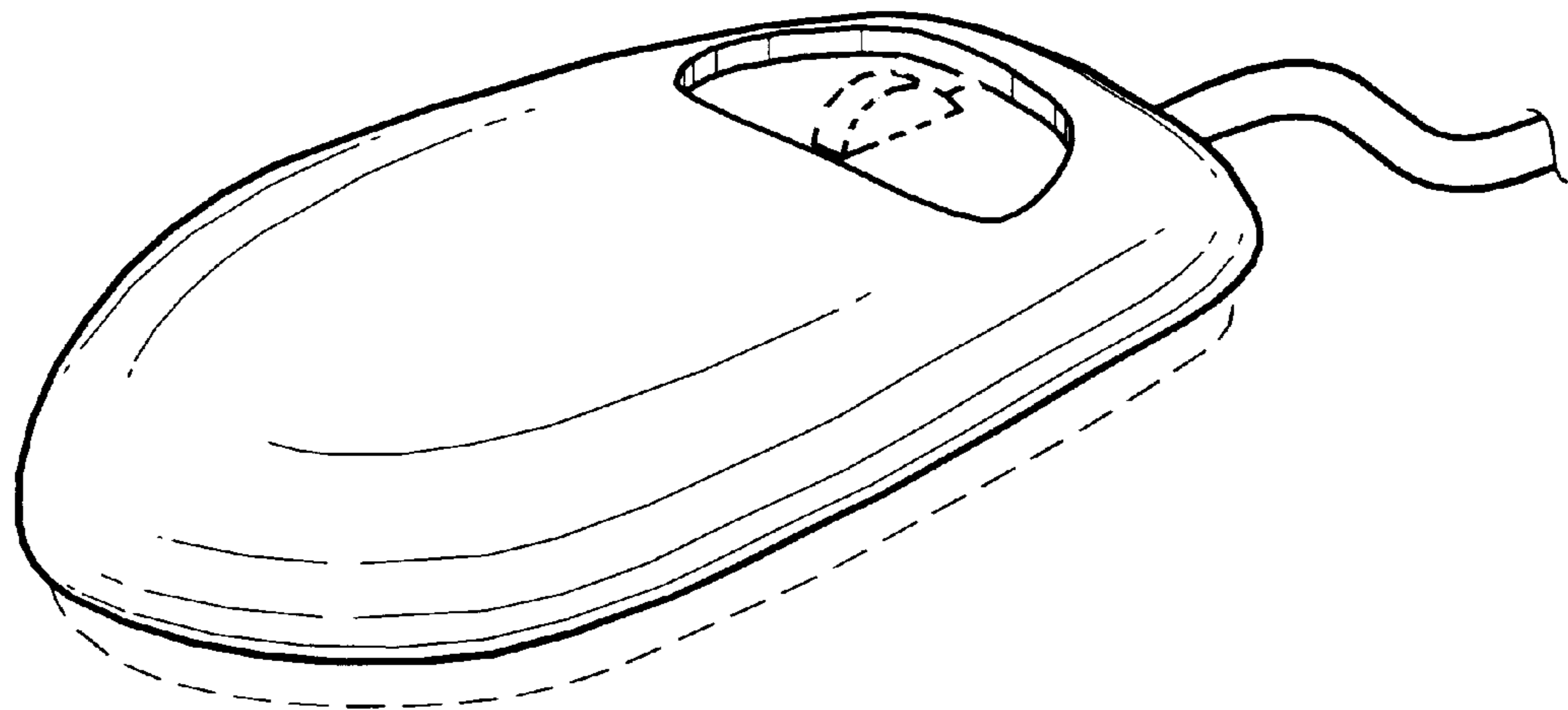
FIG. 8 is a perspective bottom view of the apparatus of FIG. 7;

FIG. 9 is a perspective top view of a fifth embodiment of an apparatus for covering a hand operated computer control device; and,

FIG. 10 is a perspective bottom view of the apparatus of FIG. 8.

The broken lines in the figures are for illustrative purposes only and form no part o the claimed design.

1 Claim, 5 Drawing Sheets



OTHER PUBLICATIONS

Business Shops—Existing Business—Case Studies, “Case studies: Morf Products,” <http://www.sbgate.com/business/info/existing/casestudies/cases16.html>, visited on Mar. 19, 2001, 1 p.

Promo/How to Bug Consumers—“Archives=>Promo=>May 2000, How to Bug Consumers,” <http://www.marketingclick.com/magark/search/found/1,2317,64514,00.html>, visited on Mar. 19, 2001, 1 p.

The Promotional Merchandise Web Site / Morf Products Ltd. for promotional merchandise, “Morf Products Ltd.,” <http://www.martex.co.uk/bpma/1286.htm>, visited on Mar. 19, 2001, 1 p.

Trade Marks Database Enquiry, “Trademarks,” The UK domestic Trade Marks owned by Robert McFarlane & Ann Wilson, <http://webdb4.patent.gov.uk>, visited on Mar. 20, 2001, 9 pp.

Lexis search result, summarizing Promo May 2000, “How to Bug Consumers”, May 2000, 1 p.

Lexis search result, summarizing Call Center Solutions Apr. 1, 2000, “morf Your Mouse! Company Business and Marketing; Brief Article”, Apr. 1, 2000 1 p.

Saegis. Custom Report. Trademark search for mousemorf, generated on Mar. 19, 2001, 3 pp.

Dialog article printout, Business success could be just a click away for Ann: career mail, independent, May 4, 2000.

* cited by examiner

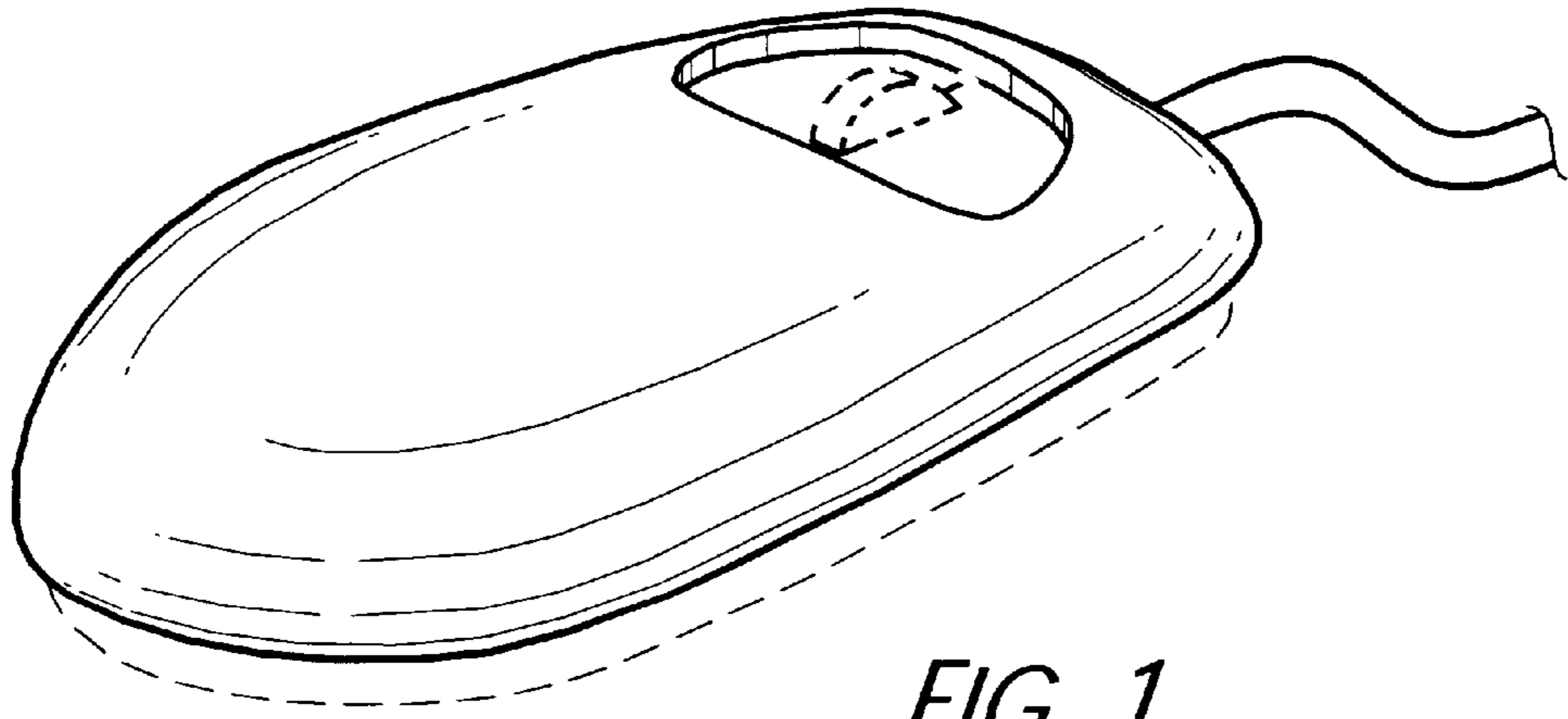


FIG. 1

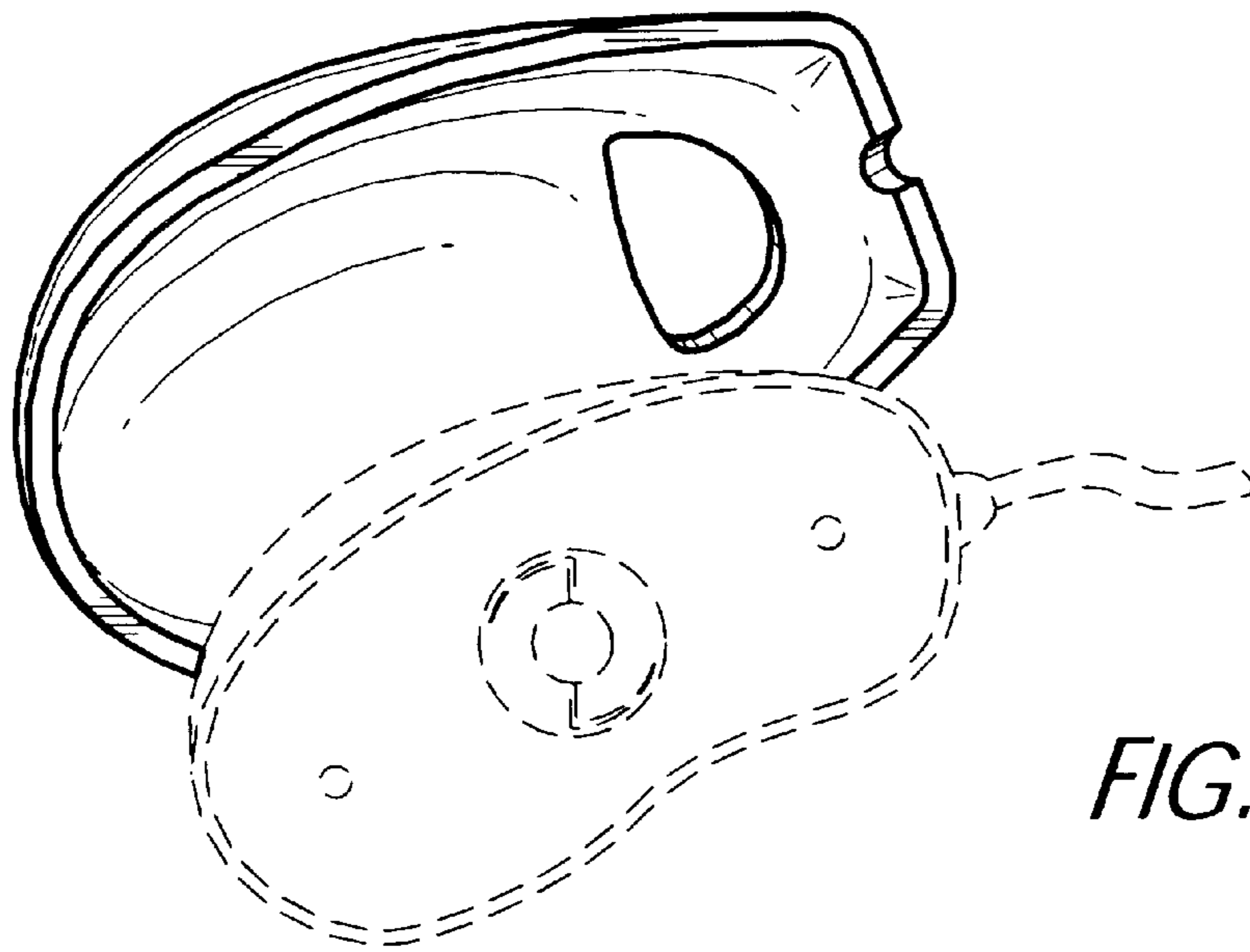


FIG. 2

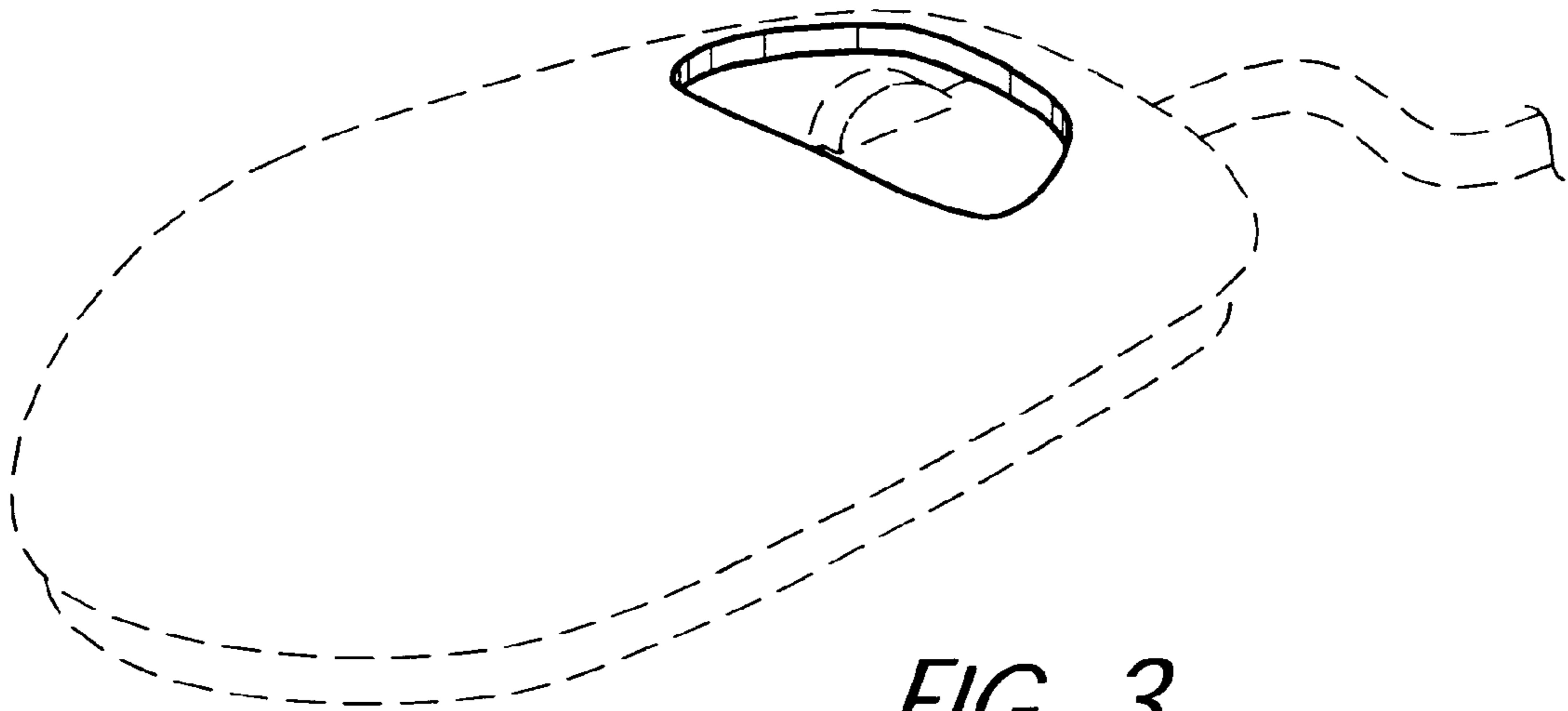


FIG. 3

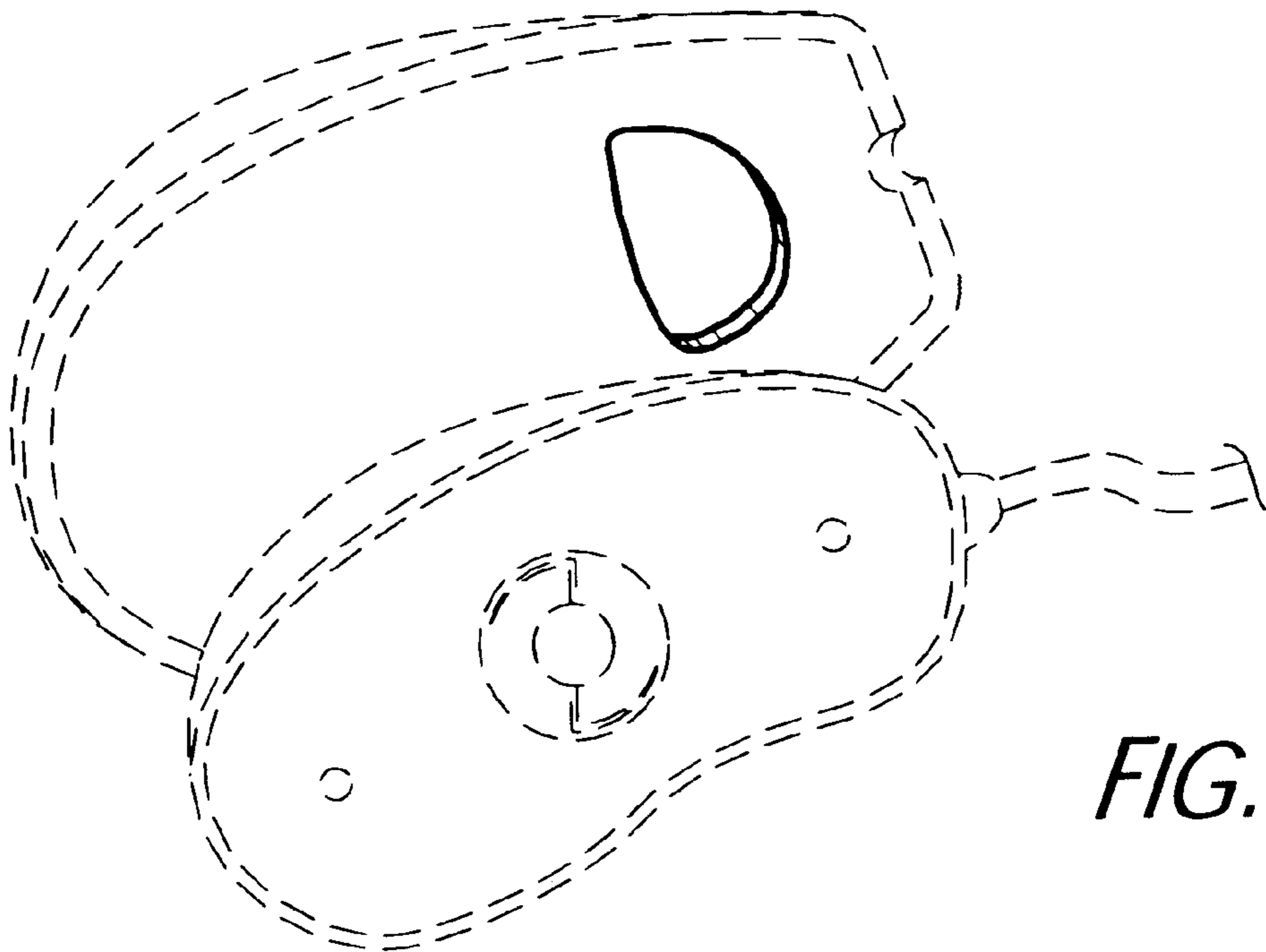


FIG. 4

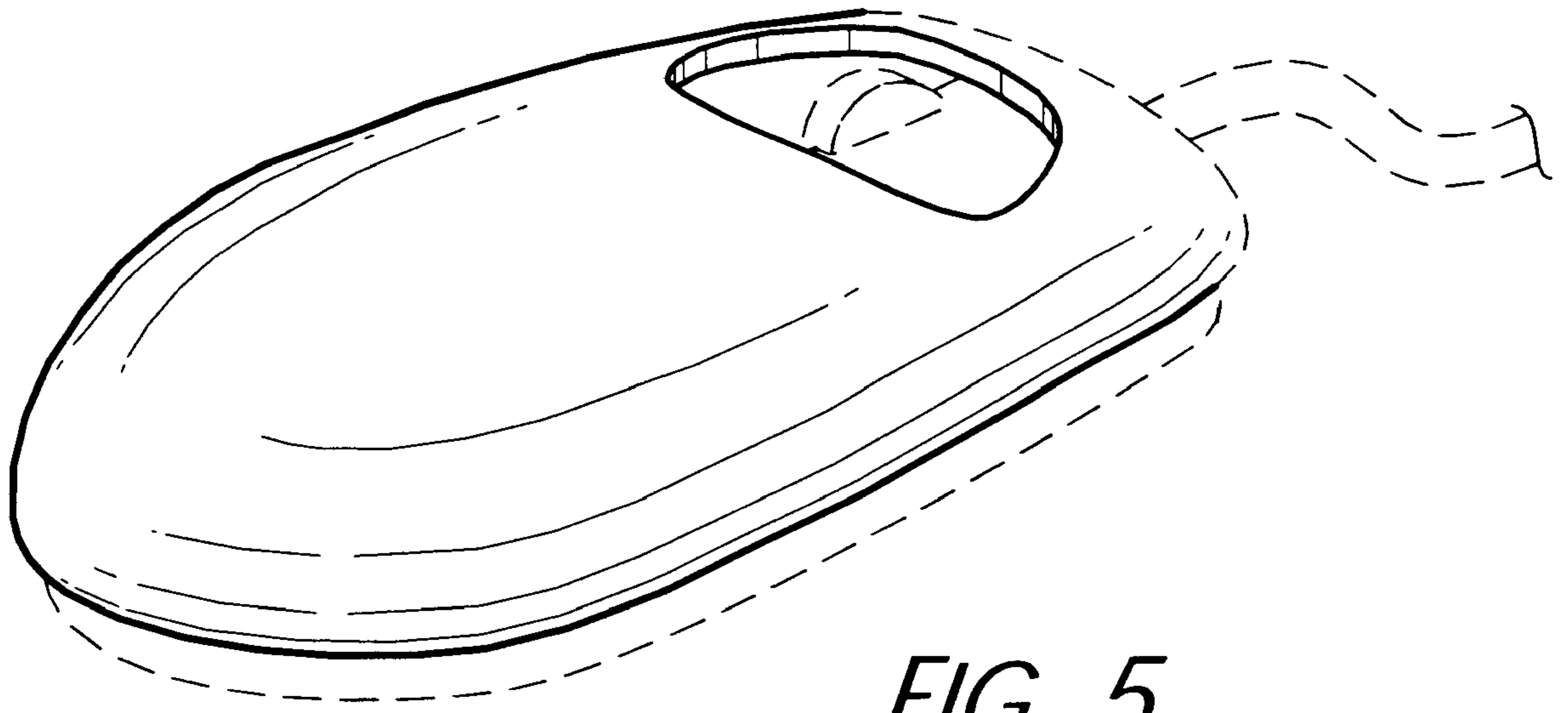


FIG. 5

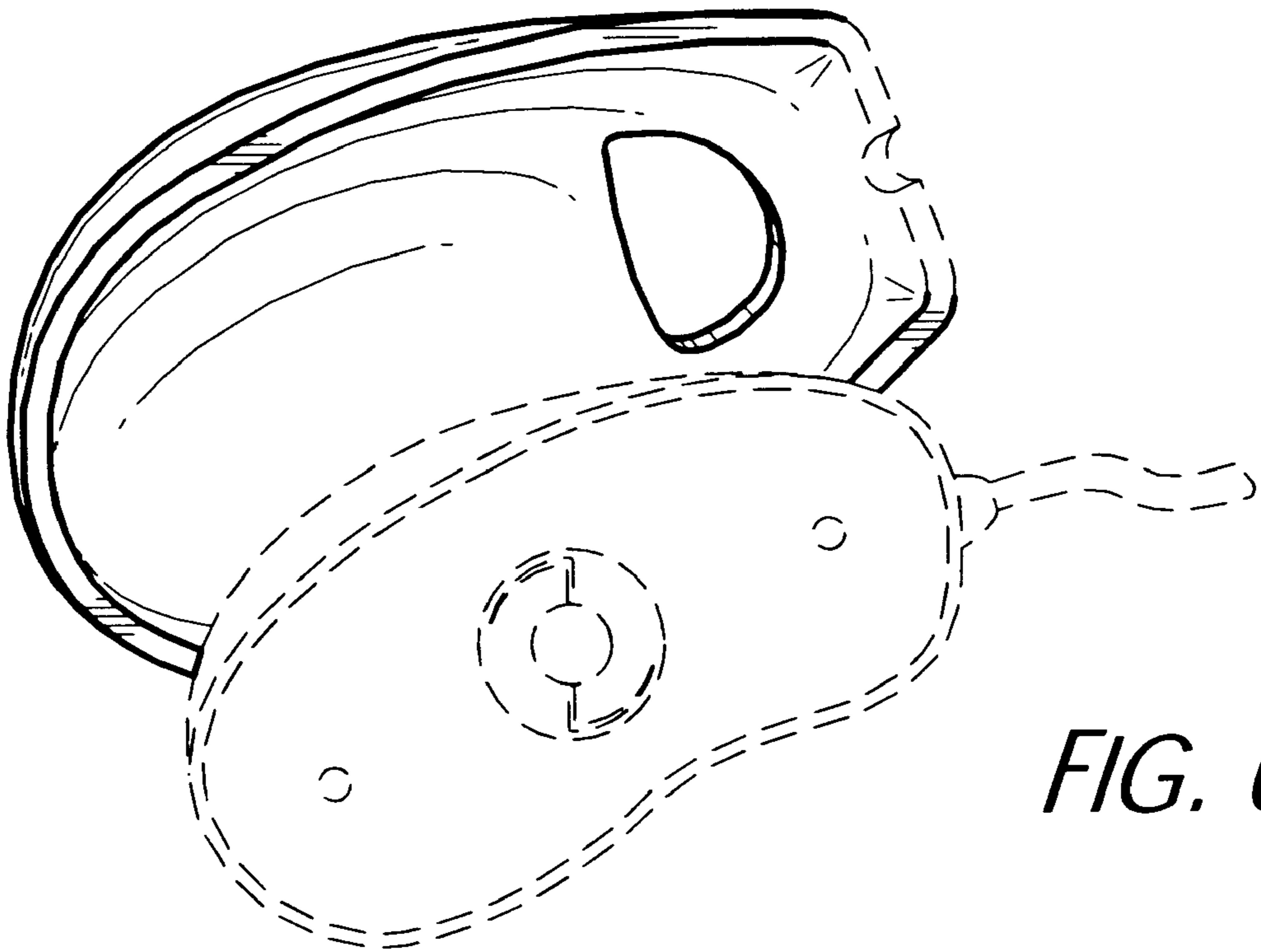


FIG. 6

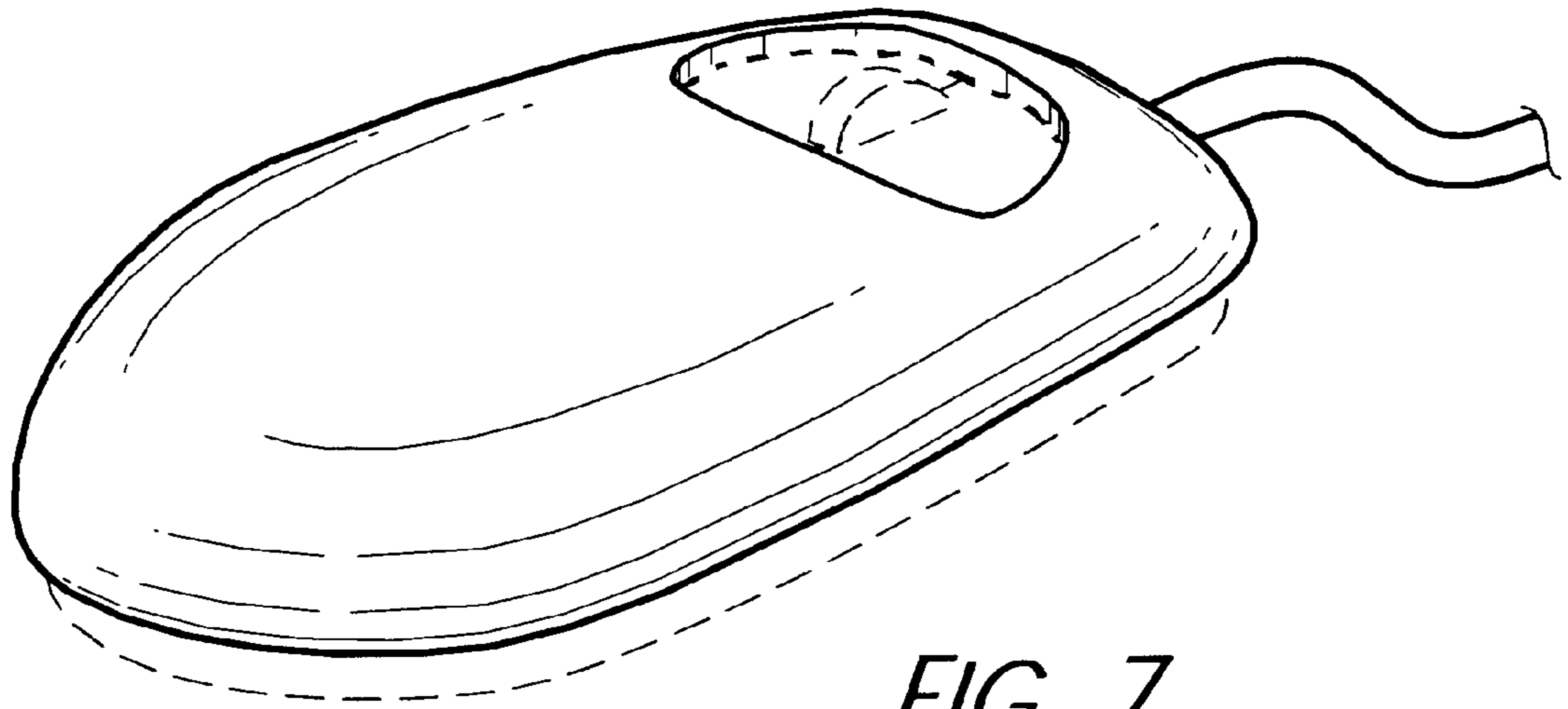


FIG. 7

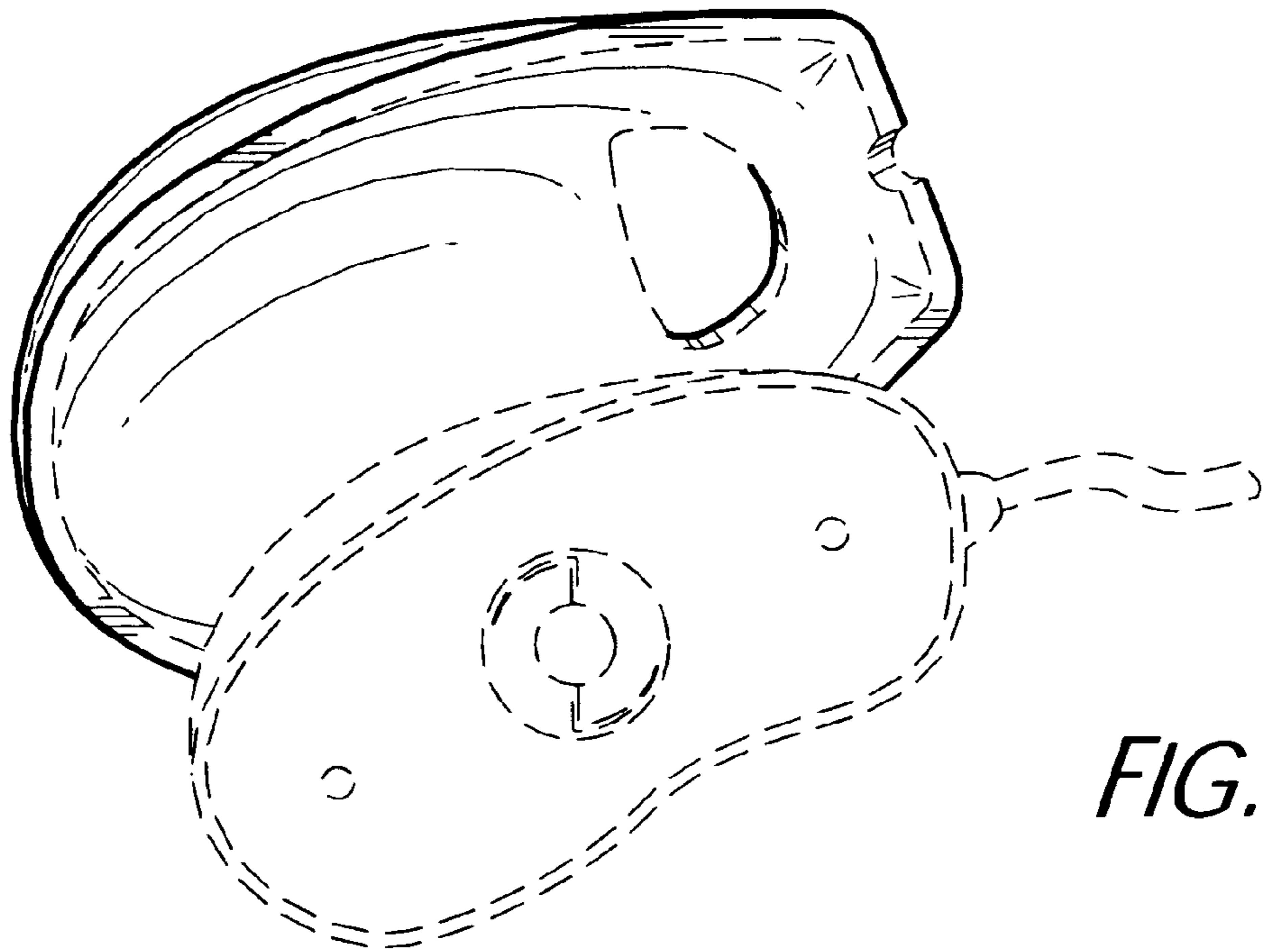


FIG. 8

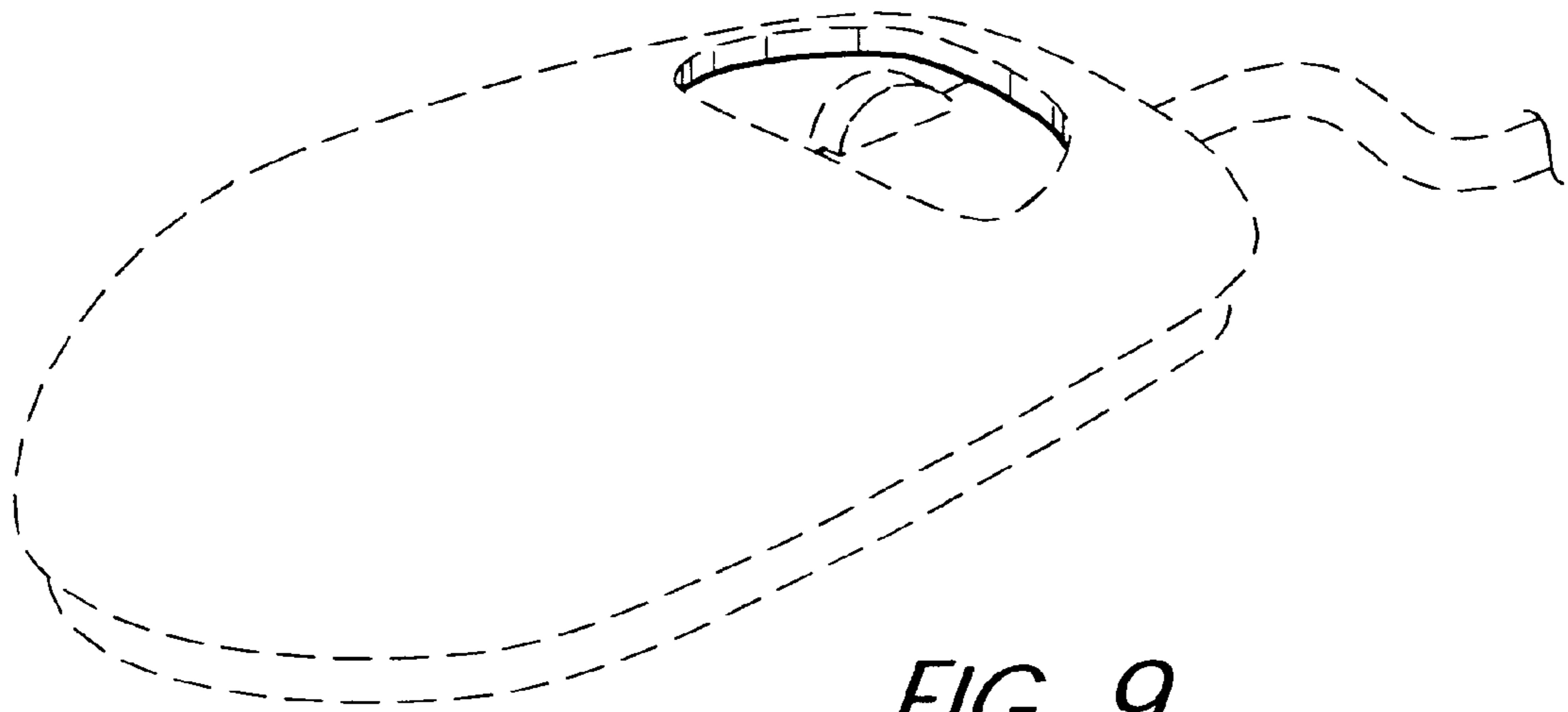


FIG. 9

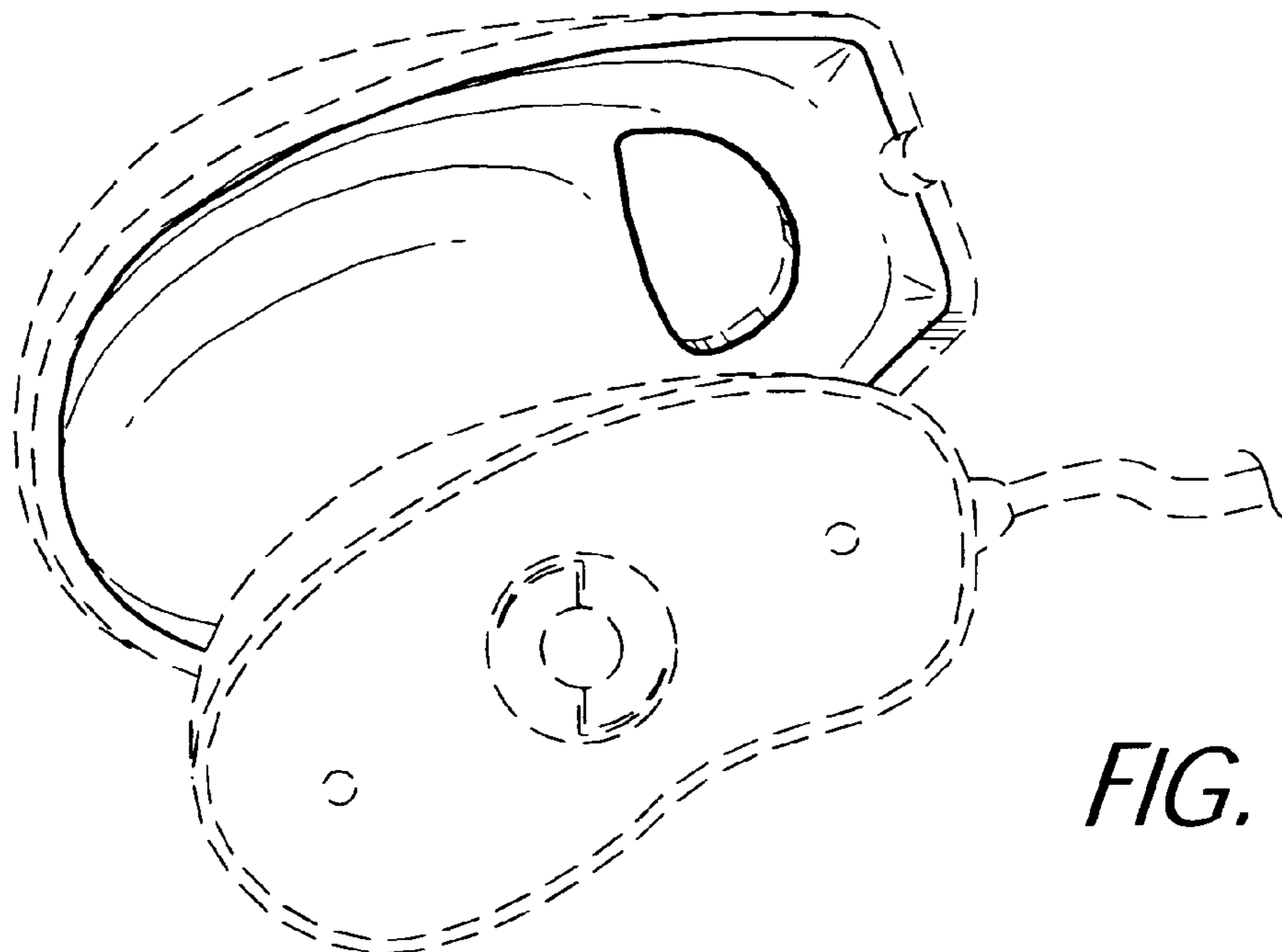


FIG. 10

UNITED STATES PATENT AND TRADEMARK OFFICE
CERTIFICATE OF CORRECTION

PATENT NO. : Des. 453,335 S
DATED : February 5, 2002
INVENTOR(S) : Charles E. Downs

Page 1 of 1

It is certified that error appears in the above-identified patent and that said Letters Patent is hereby corrected as shown below:

Title page,

Item [57], **CLAIM,**

Line 1, change "an" to -- a --;

DESCRIPTION,

Fig. 6, change "vottom" to -- bottom --;

Fig. 8, change "part o the" to -- part of the --.

Signed and Sealed this

Eleventh Day of February, 2003

A handwritten signature in black ink, appearing to read "James E. Rogan", written over a horizontal line.

JAMES E. ROGAN

Director of the United States Patent and Trademark Office