



US00D453314S

(12) **United States Design Patent**
Longfellow

(10) **Patent No.:** **US D453,314 S**

(45) **Date of Patent:** **** Feb. 5, 2002**

(54) **VEHICLE BODY**

(75) Inventor: **William J. Longfellow**, Carlsbad, CA
(US)

(73) Assignee: **Wings West, Inc.**, Newport Beach, CA
(US)

(**) Term: **14 Years**

(21) Appl. No.: **29/131,985**

(22) Filed: **Oct. 30, 2000**

(51) **LOC (7) Cl.** **12-16**

(52) **U.S. Cl.** **D12/190**

(58) **Field of Search** D12/190, 196,
D12/169, 181, 184, 203, 90-92; 296/192-197,
180.1

(56) **References Cited**

U.S. PATENT DOCUMENTS

- D402,922 S * 12/1998 Singer et al. D12/92
- D404,691 S * 1/1999 Gerisch et al. D12/92

- D413,561 S * 9/1999 Kulla et al. D12/190
- D418,088 S * 12/1999 Fioravanti D12/92
- D430,508 S * 9/2000 Crain et al. D12/92
- D438,497 S * 3/2001 Yokomaku D12/190

* cited by examiner

Primary Examiner—Melody N. Brown

(74) *Attorney, Agent, or Firm*—Baker & McKenzie

(57) **CLAIM**

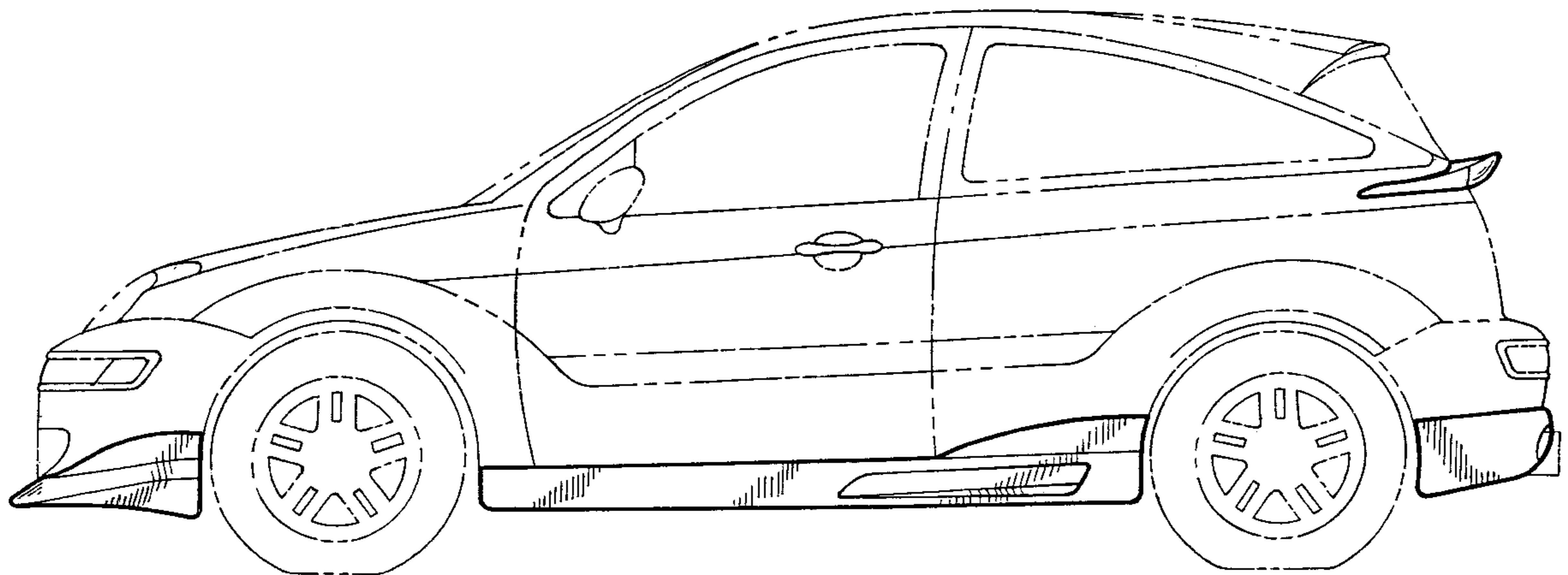
The ornamental design of a vehicle body, as described and shown.

DESCRIPTION

FIG. 1 is a left side elevation view of a vehicle body, showing our new design; it being understood that the side opposite to that shown is a substantial mirror image thereof; FIG. 2 is a front view thereof; and, FIG. 3 is a rear view thereof.

It is understood that the broken line disclosure shown throughout the drawings is for illustrative purposes only and forms no part of the claimed design.

1 Claim, 2 Drawing Sheets



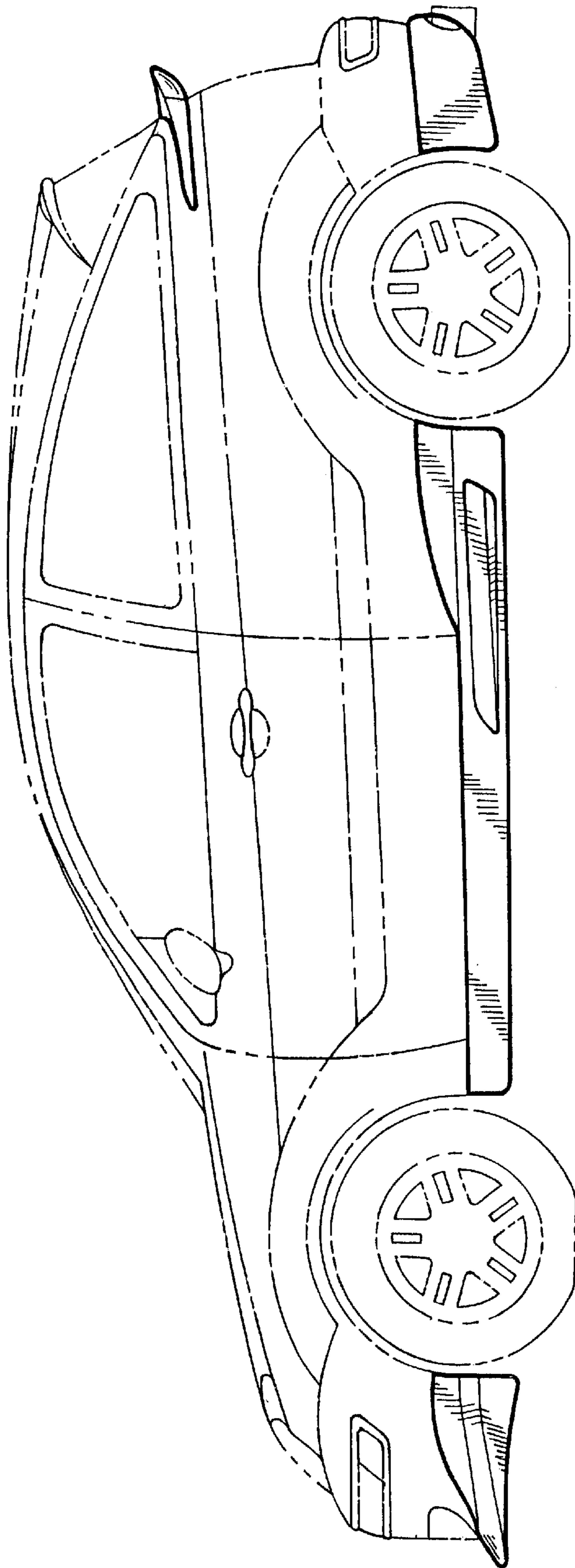


FIG. 1

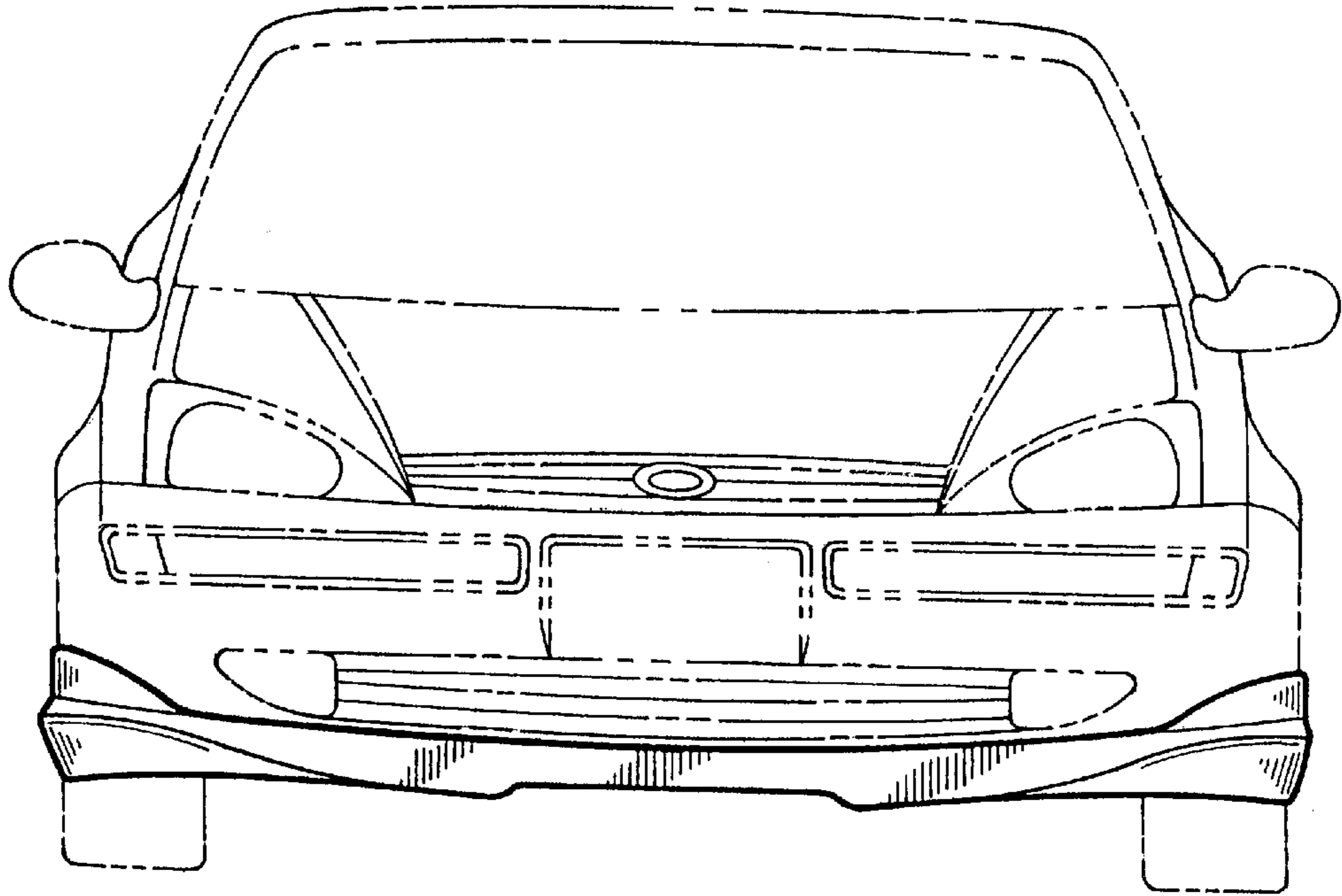


FIG. 2

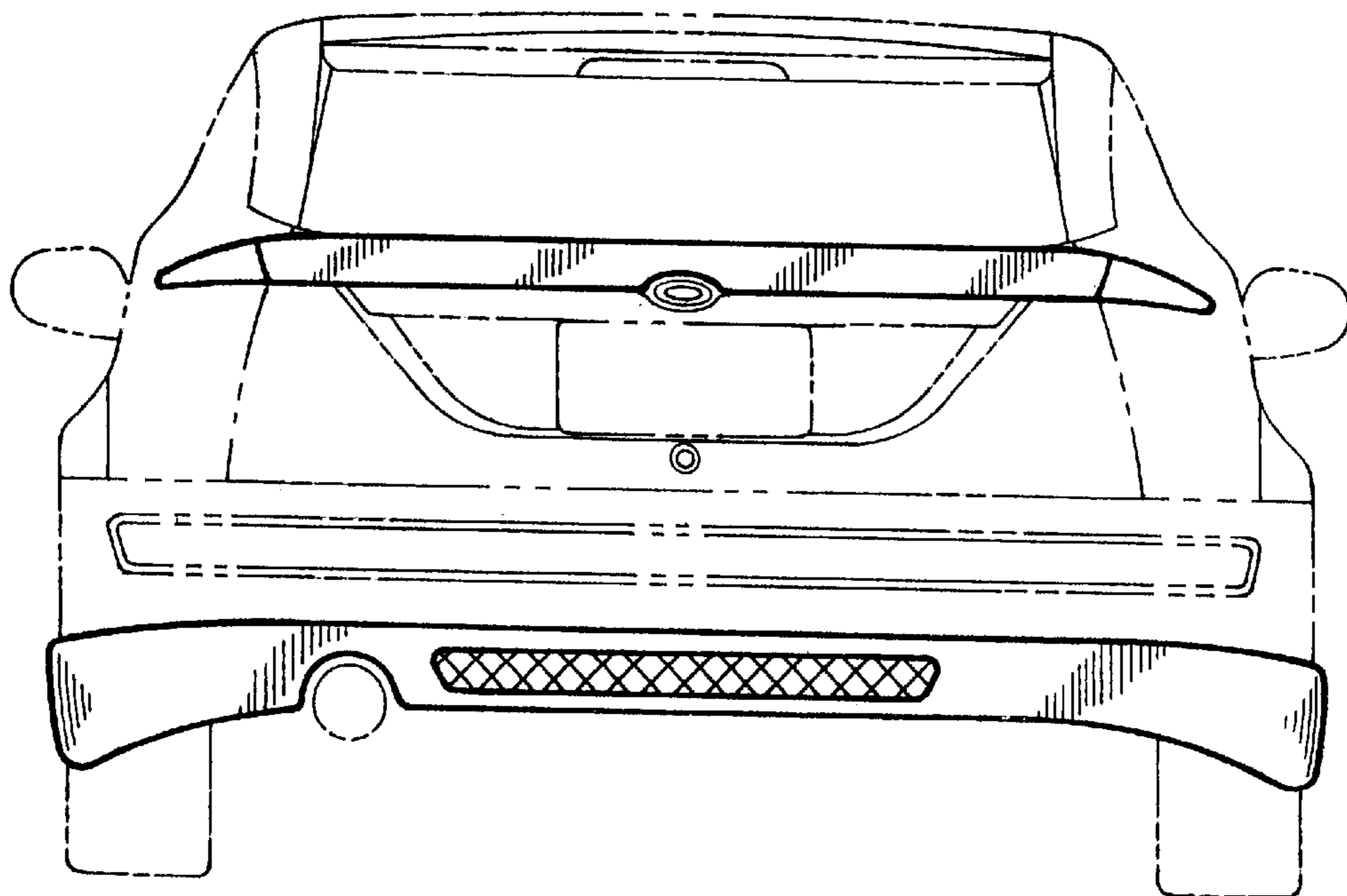


FIG. 3