



US00D453307S

(12) **United States Design Patent**
Repossi

(10) **Patent No.:** **US D453,307 S**

(45) **Date of Patent:** **** Feb. 5, 2002**

(54) **RING**

(75) Inventor: **Alberto Reposi**, Monaco (MC)

(73) Assignee: **Societe Civile G.A.R.**, Monaco (MC)

(**) Term: **14 Years**

(21) Appl. No.: **29/135,182**

(22) Filed: **Jan. 5, 2001**

(30) **Foreign Application Priority Data**

Jul. 6, 2000 (XH) DM/052 838

(51) **LOC (7) Cl.** **11-01**

(52) **U.S. Cl.** **D11/34**

(58) **Field of Search** D11/26-39; 63/15,
63/15.1, 15.2, 15.3, 15.4, 15.45, 15.5, 15.6,
15.65, 15.7, 15.8, 15.9, 26-28, 3

(56) **References Cited**

U.S. PATENT DOCUMENTS

- D53,040 S * 3/1919 Krope D11/39
- 1,422,819 A * 7/1922 Blaicher 63/15
- D71,323 S * 10/1926 Bornkessel D11/34
- D83,453 S * 2/1931 Krasnow D11/38
- D225,367 S * 12/1972 Higgins D11/37
- D374,836 S * 10/1996 Weiss D11/26
- D438,486 S * 3/2001 Ghemati D11/26

OTHER PUBLICATIONS

Platinum Guild International USA; Platinum Edition VII catalog; 1999; p. 46; rings center/right on page; bands with bezel set gem stones.*

Platinum Guild International USA; Platinum Edition VII catalog; 1999; p. 55; ring bottom of page.*

Platinum Guild International USA; Platinum Edition VII catalog; 1999; p. 85; right right side of page.*

Platinum Guild International USA; Platinum Edition VII catalog; 1999; p. 66; right center of page.*

Platinum Guild International USA; Platinum Edition VII catalog; 1999; p. 142; center/right on page.*

Platinum Guild International USA; Platinum Edition VII catalog; 1999; p. 149 center/bottom on page.*

Platinum Guild International USA; Platinum Edition VI catalog; 1998; p. 105; rings top/right and bottom/left on page.*

Platinum Guild International USA; Platinum Edition VI catalog; 1998; p. 83; ring center on page.*

Platinum Guild International USA; Platinum Edition VI; 1998; p. 79; ring center on page.*

* cited by examiner

Primary Examiner—Cathy Anne MacCormac

(74) *Attorney, Agent, or Firm*—Robert M. McDermott

(57) **CLAIM**

The ornamental design for a ring, as shown and described.

DESCRIPTION

FIG. 1 is a front view of my new and ornamental design for a ring;

FIG. 2 is a rear view thereof;

FIG. 3 is a left side view thereof;


FIG. 4 is a right side view thereof;

FIG. 5 is a top view thereof;

FIG. 6 is a bottom view thereof; and,

FIG. 7 is a top perspective view thereof.

1 Claim, 2 Drawing Sheets






FIG. 1




FIG. 2




FIG. 3




FIG. 4




FIG. 5

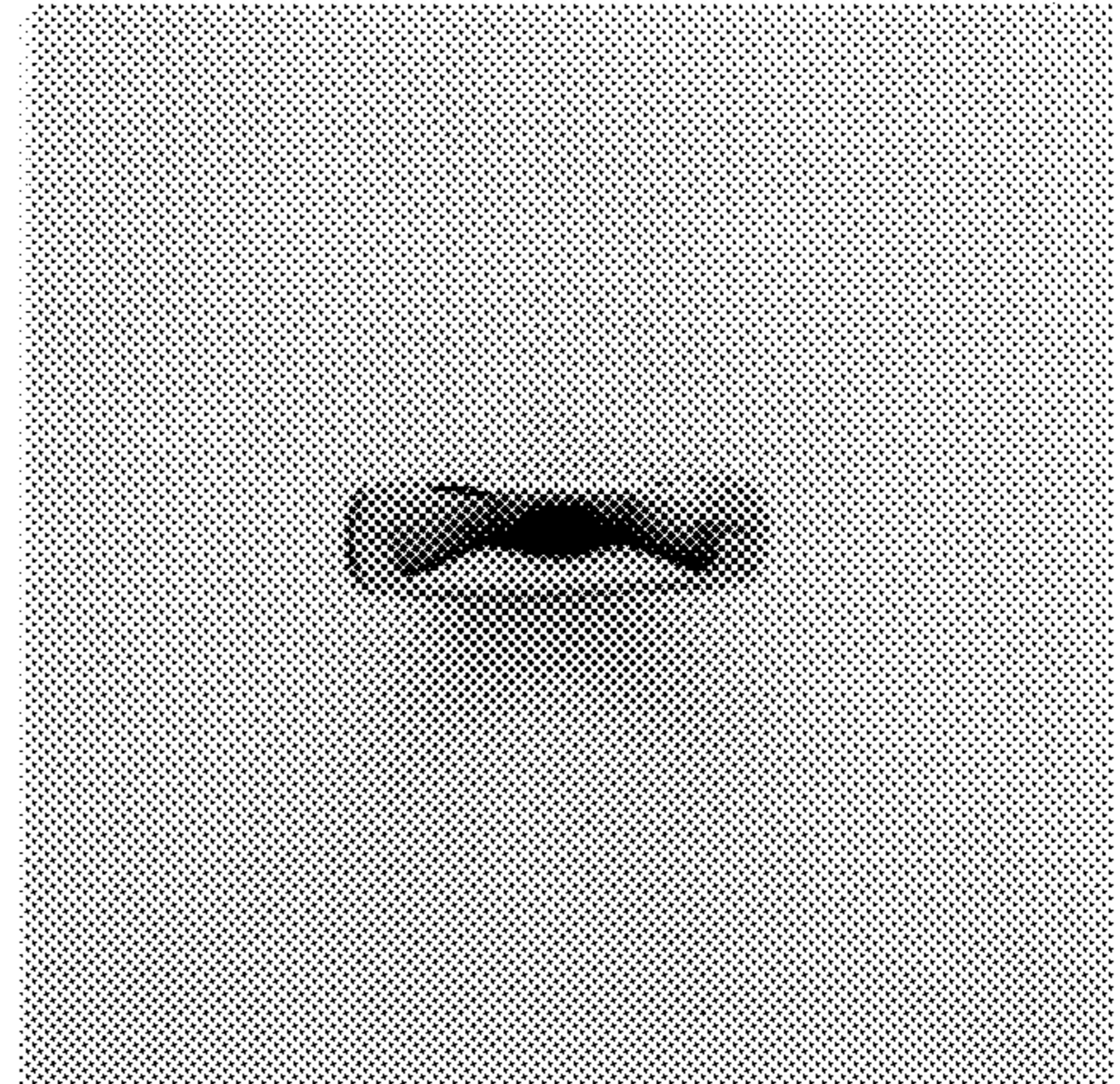


FIG. 6



FIG. 7