



US00D453298S

(12) **United States Design Patent**
Yoshikawa et al.

(10) **Patent No.:** **US D453,298 S**

(45) **Date of Patent:** **** Feb. 5, 2002**

(54) **WRIST WATCH CASE**

(75) Inventors: **Shigeki Yoshikawa**, Yokohama (JP);
Takayuki Takahashi, Fort Lee, NJ
(US)

(73) Assignee: **Citizen Watch Co. Ltd.**, Tokyo (JP)

(**) Term: **14 Years**

(21) Appl. No.: **29/137,043**

(22) Filed: **Feb. 13, 2001**

(51) **LOC (7) Cl.** **10-02**

(52) **U.S. Cl.** **D10/30**

(58) **Field of Search** D10/30-39, 122-132;
368/281-282, 276-277, 285

(56) **References Cited**

U.S. PATENT DOCUMENTS

- D331,022 S * 11/1992 Burgener D10/39
- D333,102 S * 2/1993 Burgener D10/39
- D370,637 S * 6/1996 Oba D10/30
- D446,131 S * 8/2001 Monachon D10/39

FOREIGN PATENT DOCUMENTS

WO 029350 * 4/1994 D10/32 X

OTHER PUBLICATIONS

Cover page of a magazine, "American Time", Citizen, Nov./Dec. 2000 issue.

* cited by examiner

Primary Examiner—Nelson C. Holtje

(74) *Attorney, Agent, or Firm*—Pillsbury Winthrop LLP

(57) **CLAIM**

The ornamental design for a wrist watch case, as shown and described.

DESCRIPTION

FIG. 1 is a top, front and right side perspective view of a wrist watch case showing our new design, FIG. 2 is a front elevational view thereof, FIG. 3 is a rear elevational view thereof, FIG. 4 is a right side elevational view thereof, FIG. 5 is a left side elevational view thereof, FIG. 6 is a top plan view thereof; and, FIG. 7 is a bottom plan view thereof.

1 Claim, 4 Drawing Sheets



FIG. 1



FIG. 2



FIG. 3



FIG. 4




FIG. 5




FIG. 6

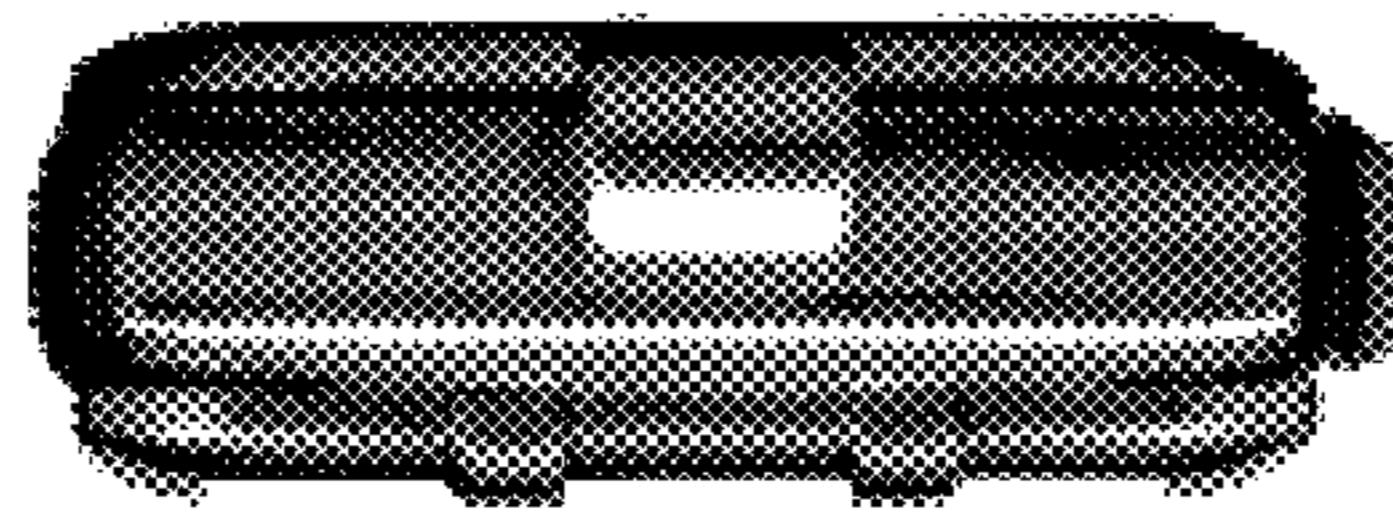


FIG. 7

