



US00D453293S

(12) **United States Design Patent**
Hsu

(10) **Patent No.:** **US D453,293 S**

(45) **Date of Patent:** **** Feb. 5, 2002**

(54) **DOORPLATE**

(75) **Inventor:** **Kevin Hsu, Taichung (TW)**

(73) **Assignee:** **Dong Guan Bright Yin Huey Lighting Co., Ltd., Guang Dong (CH)**

(**) **Term:** **14 Years**

(21) **Appl. No.:** **29/145,486**

(22) **Filed:** **Jul. 25, 2001**

(51) **LOC (7) Cl.** **11-05**

(52) **U.S. Cl.** **D8/352; D6/309; D11/140**

(58) **Field of Search** **D8/350-353; D11/115, D11/111, 133, 139, 140; 220/241; 174/66; 16/402; D6/300, 303, 309**

(56) **References Cited**

U.S. PATENT DOCUMENTS

D39,639 S * 10/1908 Eustis
D54,351 S * 12/1919 Mathues
D180,082 S * 4/1957 Holland

D348,212 S * 6/1994 Carsello D8/350
D351,254 S * 10/1994 Carranza D6/303
D394,822 S * 6/1998 Swanson et al. D6/300

* cited by examiner

Primary Examiner—B. J. Bullock

(74) *Attorney, Agent, or Firm*—Rosenberg, Klein & Lee

(57) **CLAIM**

The ornamental design for a doorplate, as shown and described.

DESCRIPTION

FIG. 1 is a perspective view of doorplate showing my new design;

FIG. 2 is a front elevation view thereof;

FIG. 3 is a rear elevation view thereof;

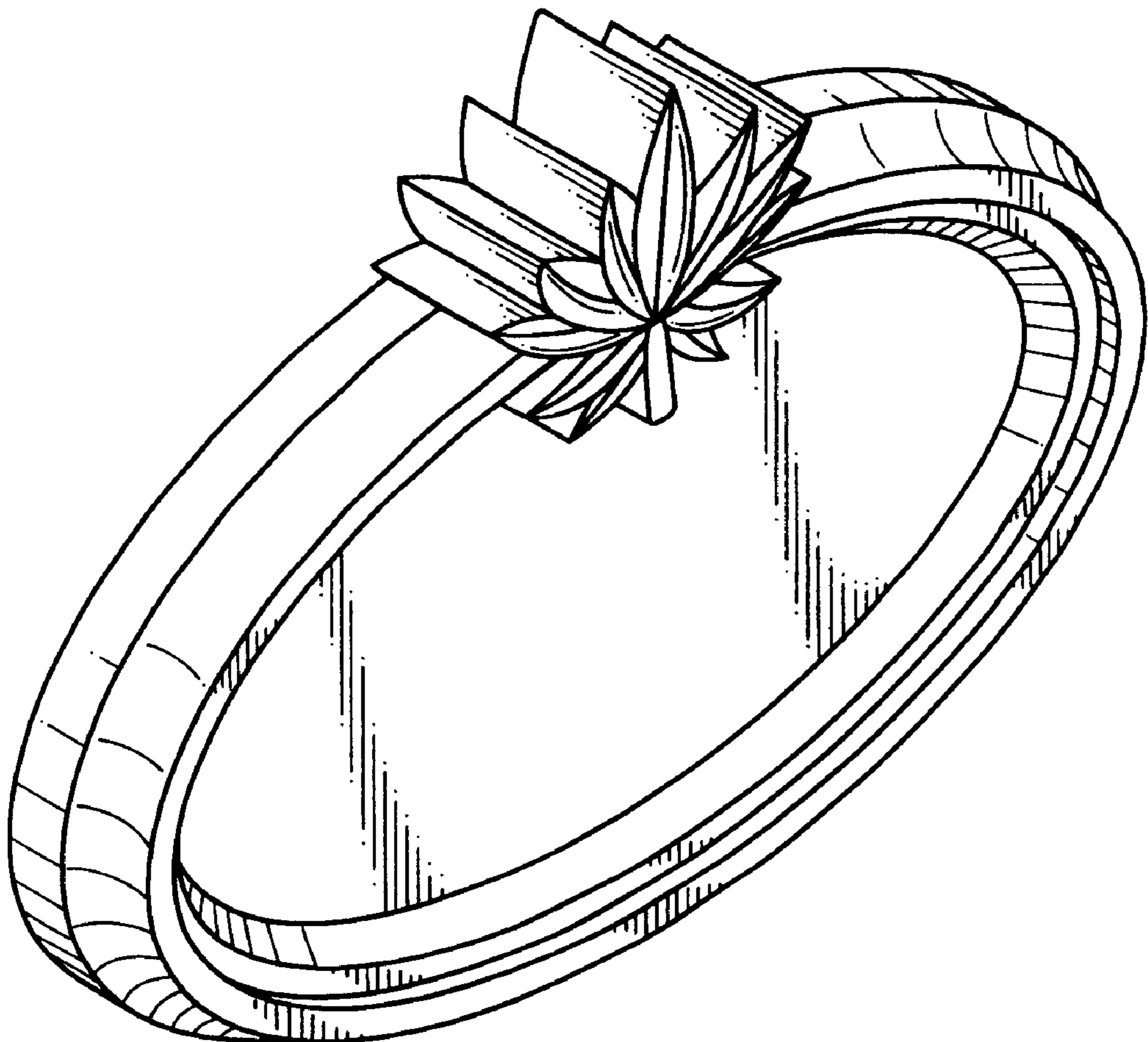
FIG. 4 is a left side elevation view thereof;

FIG. 5 is a right side elevation view thereof;

FIG. 6 is a top plan view thereof; and,

FIG. 7 is a bottom plan view thereof.

1 Claim, 3 Drawing Sheets



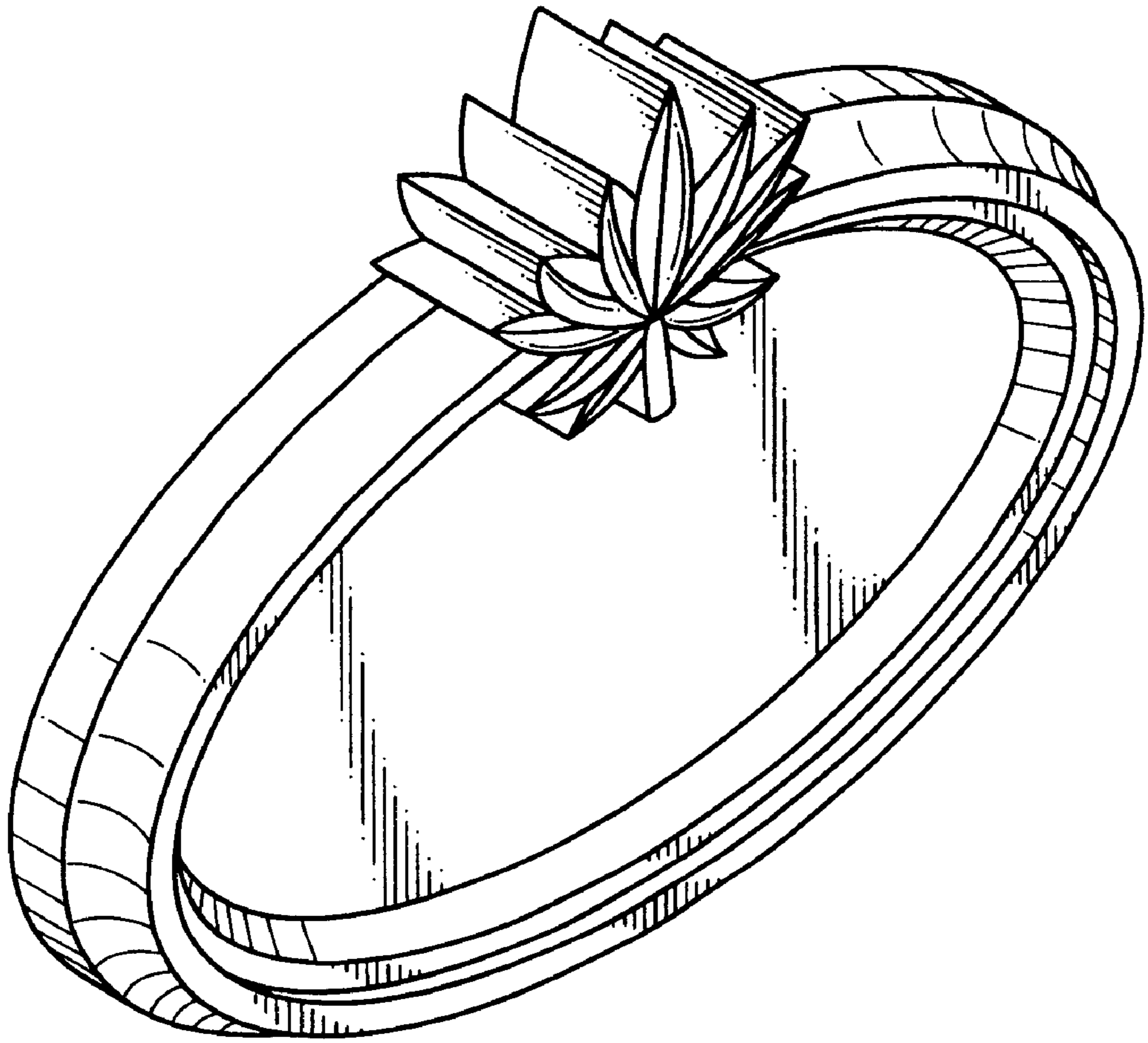


FIG. 1




FIG. 2

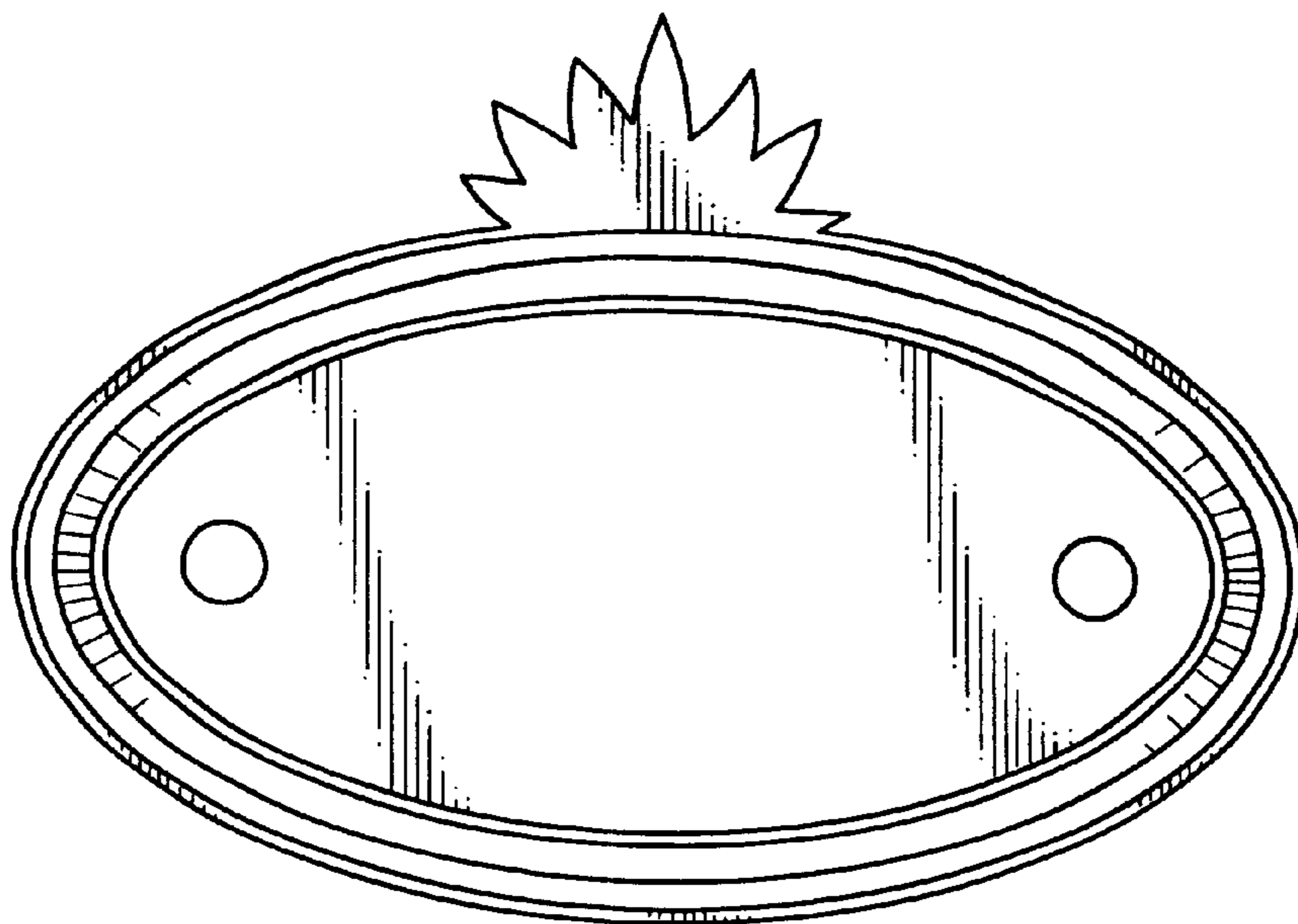


FIG. 3



FIG. 4

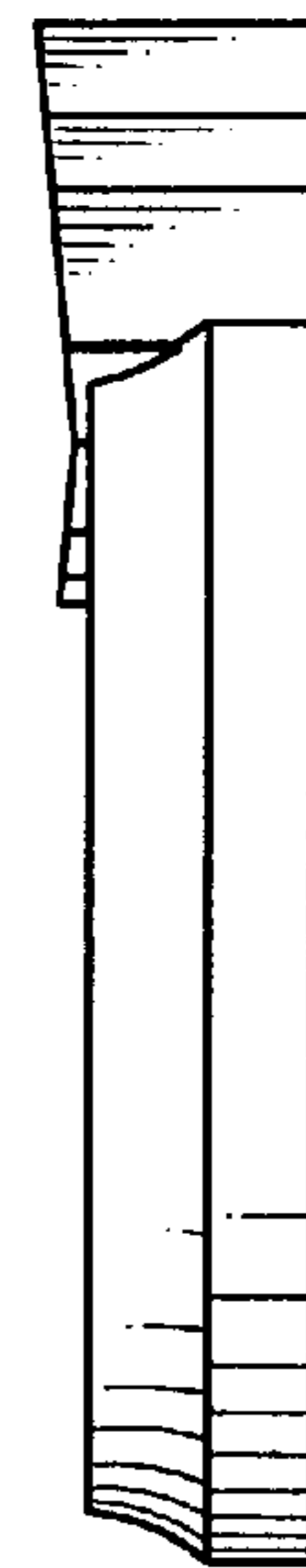


FIG. 5




FIG. 6

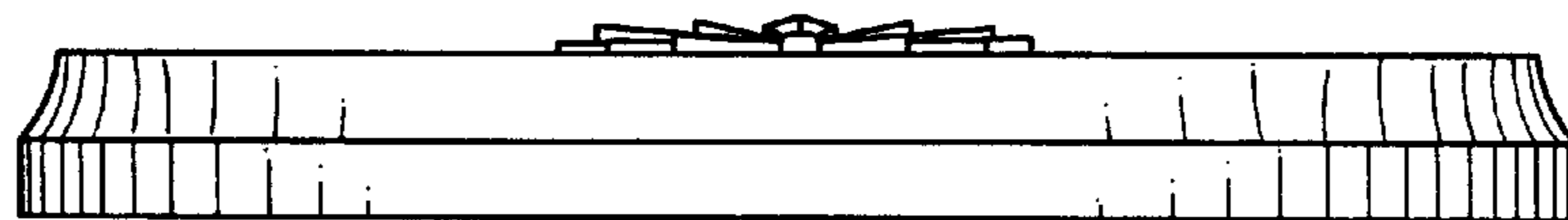


FIG. 7