



US00D453286S

(12) **United States Design Patent**
Grady

(10) **Patent No.:** **US D453,286 S**

(45) **Date of Patent:** **** Feb. 5, 2002**

- (54) **SPACING TOOL**
- (75) Inventor: **Ayton Grady**, Bala Muskoka (CA)
- (73) Assignee: **Gradmatic Equipement Inc.**, Bala Muskoka (CA)
- (**) Term: **14 Years**
- (21) Appl. No.: **29/130,402**
- (22) Filed: **Sep. 29, 2000**

3,006,054 A	10/1961	Dennis	249/17
3,148,272 A	9/1964	Aitken et al.	219/537
3,151,200 A	9/1964	Spencer	266/43
3,492,383 A	1/1970	Heimgartner	264/30
3,716,316 A	2/1973	Dekker et al.	425/13
3,836,612 A	9/1974	Mann	264/30
4,068,825 A *	1/1978	Macpherson	254/124
4,589,633 A	5/1986	Gilson et al.	266/44
4,592,536 A *	6/1986	Jasinski	254/17
4,726,570 A	2/1988	Phillips et al.	266/281
5,016,858 A *	5/1991	Mitchell	254/45

* cited by examiner

Related U.S. Application Data

- (63) Continuation of application No. 09/065,350, filed on Apr. 23, 1998, now Pat. No. 6,153,130.
- (51) **LOC (7) Cl.** **08-05**
- (52) **U.S. Cl.** **D8/51; D8/71**
- (58) **Field of Search** D8/14, 51, 71;
D34/31; 264/30; 254/8 R, 17, 120, 124;
249/1, 15, 17, 18

Primary Examiner—Philip S. Hyder
(74) *Attorney, Agent, or Firm*—Baker & Daniels

(57) **CLAIM**

The ornamental design for a spacing tool, as shown and described.

DESCRIPTION

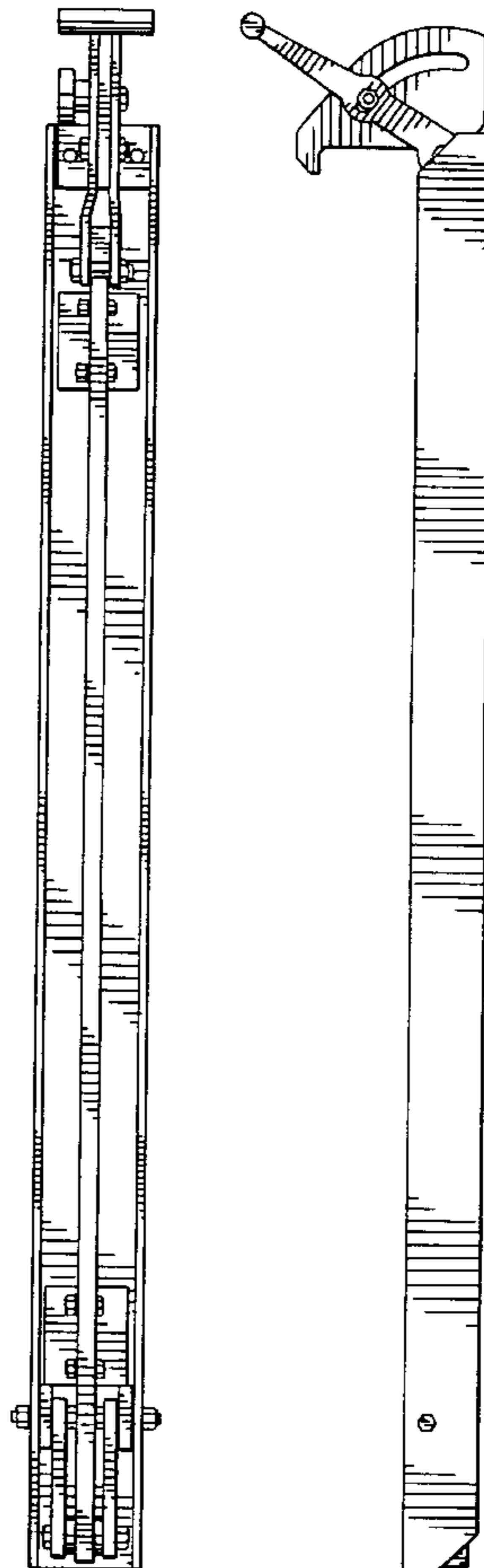
FIG. 1 is a front elevational view of a spacing tool showing my new design;
FIG. 2 is a right side elevational view thereof;
FIG. 3 is a top plan view thereof; and,
FIG. 4 is another right side elevational view thereof wherein the tool is in an extended position.

(56) **References Cited**

U.S. PATENT DOCUMENTS

1,599,161 A	9/1926	Brayton, Jr.	
1,685,914 A	10/1928	Foley	
2,774,123 A	12/1956	Reighart 22/85

1 Claim, 2 Drawing Sheets



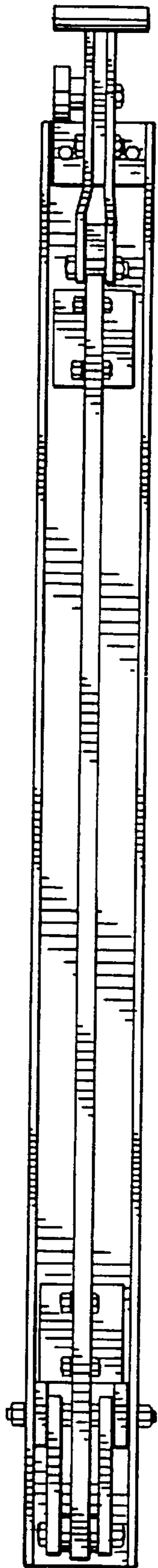


FIG. 1

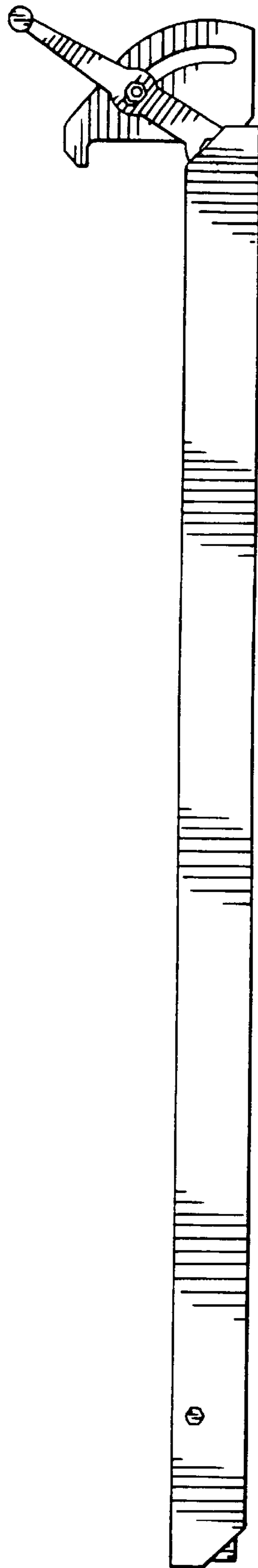


FIG. 2

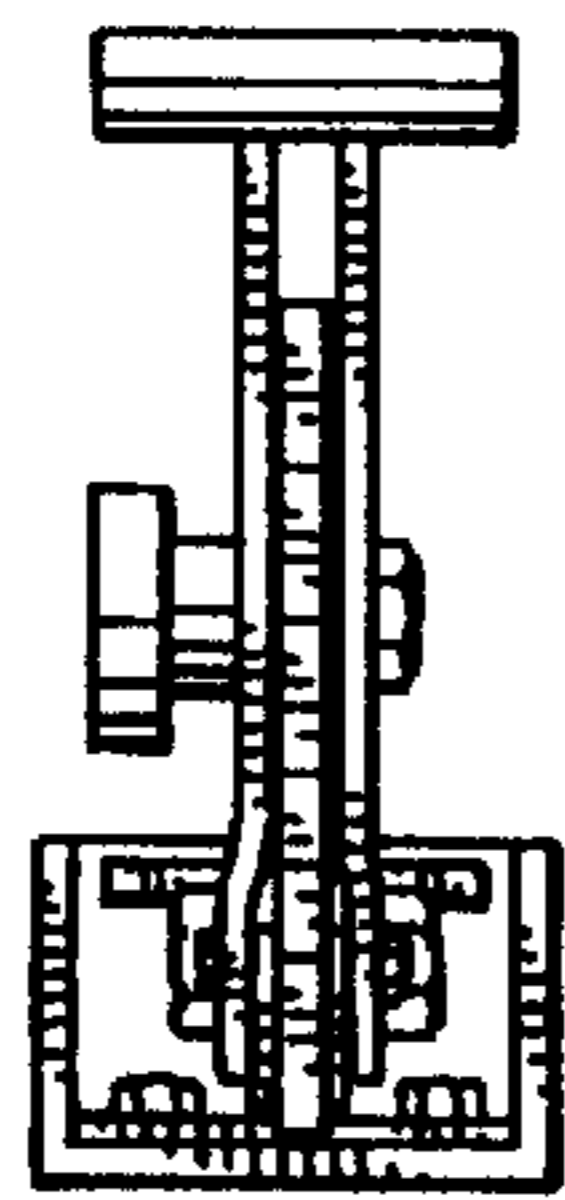


FIG. 3

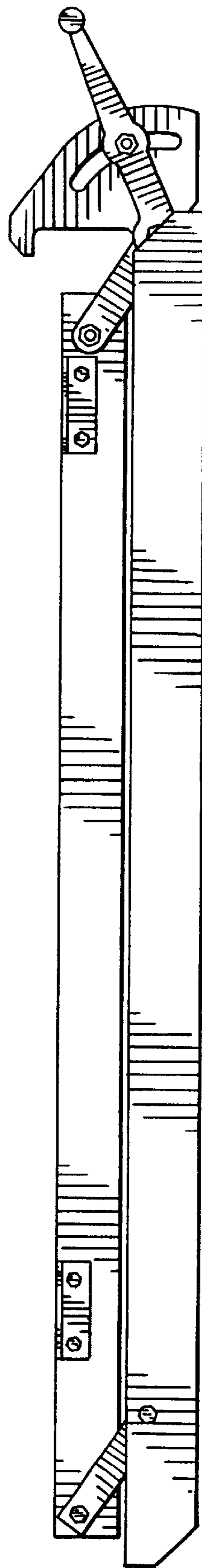


FIG. 4

UNITED STATES PATENT AND TRADEMARK OFFICE
CERTIFICATE OF CORRECTION

PATENT NO. : Des 453,286 S
DATED : February 5, 2002
INVENTOR(S) : Ayton Grady

Page 1 of 1

It is certified that error appears in the above-identified patent and that said Letters Patent is hereby corrected as shown below:


Title page,

Item [73], Assignee, delete "**Gradmatic Equipement Inc., Bala Muskoka (CA)**" and substitute therefor -- **Gradmatic Equipment Inc., Bala Muskoka (CA)** --

Signed and Sealed this

Fourth Day of June, 2002

Attest:

A handwritten signature in black ink, appearing to read "James E. Rogan", written over a horizontal line.

Attesting Officer

JAMES E. ROGAN
Director of the United States Patent and Trademark Office