



US00D453282S

(12) **United States Design Patent**
Achenbach et al.

(10) **Patent No.: US D453,282 S**

(45) **Date of Patent: ** *Feb. 5, 2002**

(54) **STEM FOR AN ARTICLE OF STEMWARE**

D414,655 S * 10/1999 Schwarz D7/514

(75) Inventors: **Jay K. Achenbach; Susan P. Wyche,**
both of Toledo, OH (US)

(73) Assignee: **Libbey Glass Inc.,** Toledo, OH (US)

(*) Notice: This patent is subject to a terminal disclaimer.

(**) Term: **14 Years**

(21) Appl. No.: **29/116,790**

(22) Filed: **Jan. 11, 2000**

Related U.S. Application Data

(63) Continuation-in-part of application No. 29/110,014, filed on Aug. 27, 1999, now Pat. No. Des. 423,874.

(51) **LOC (7) Cl. 07-99**

(52) **U.S. Cl. D7/396.2; D7/376.6**

(58) **Field of Search D7/396.2, 396.1,**
D7/396.6, 387, 524, 525, 526, 527, 528,
537, 515, 514, 510; 706/517, 519; 215/229;
220/715, 713, 714

(56) **References Cited**

U.S. PATENT DOCUMENTS

- D107,768 S * 1/1938 Fuerst D7/396.6
- D161,704 S * 1/1951 Morrison D7/396.6
- D164,618 S * 9/1951 Yuchtman D7/525
- D254,237 S * 2/1980 Angelakos D7/528
- D345,082 S * 3/1994 Wenzl D7/396.2
- D387,611 S * 12/1997 Wilson D7/396.6
- D389,017 S * 1/1998 Schwarz D7/510
- D401,469 S * 11/1998 Klein D7/396.6

OTHER PUBLICATIONS

Advertisement entitled "Make the Toast of the Century Schott 2000 Flute", Item Nos. A334 8052 009 and A334 8052 007, Publication No. Z-064, Oneida Ltd., two pages, dated 1999.

Advertisement entitled "Libbey Introduces New Year 2000 Flutes", Item Nos. 3699 and 3699LS, Publication No. L-6570, Libbey, Inc., two pages, dated Mar. 1999.

Advertisement entitled "It's Here . . . The Millennium Collection", Luminarc, ARC International, one page, undated.

* cited by examiner

Primary Examiner—M. N. Pandozzi

(74) *Attorney, Agent, or Firm*—Emch, Schaffer, Schaub & Porcello Co., L.P.A.

(57) **CLAIM**

The ornamental design for a stem for an article of stemware, as shown and described.

DESCRIPTION

FIG. 1 is a front elevational view of a stem for an article of stemware according to the present design; the rear elevational view being the same;

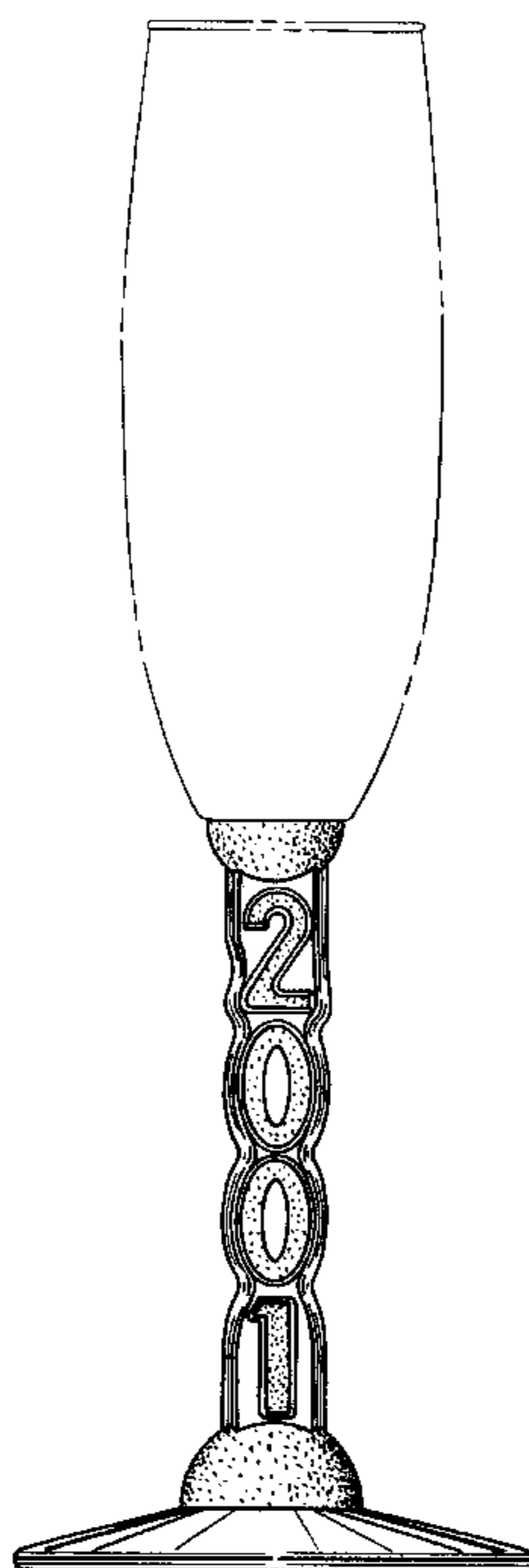
FIG. 2 is a right side elevational view thereof; the left side elevational view being the same;

FIG. 3 is a bottom view; and,

FIG. 4 is a top view thereof.

The broken lines in the drawings are for illustrative purposes only and form no part of the claimed design.

1 Claim, 2 Drawing Sheets



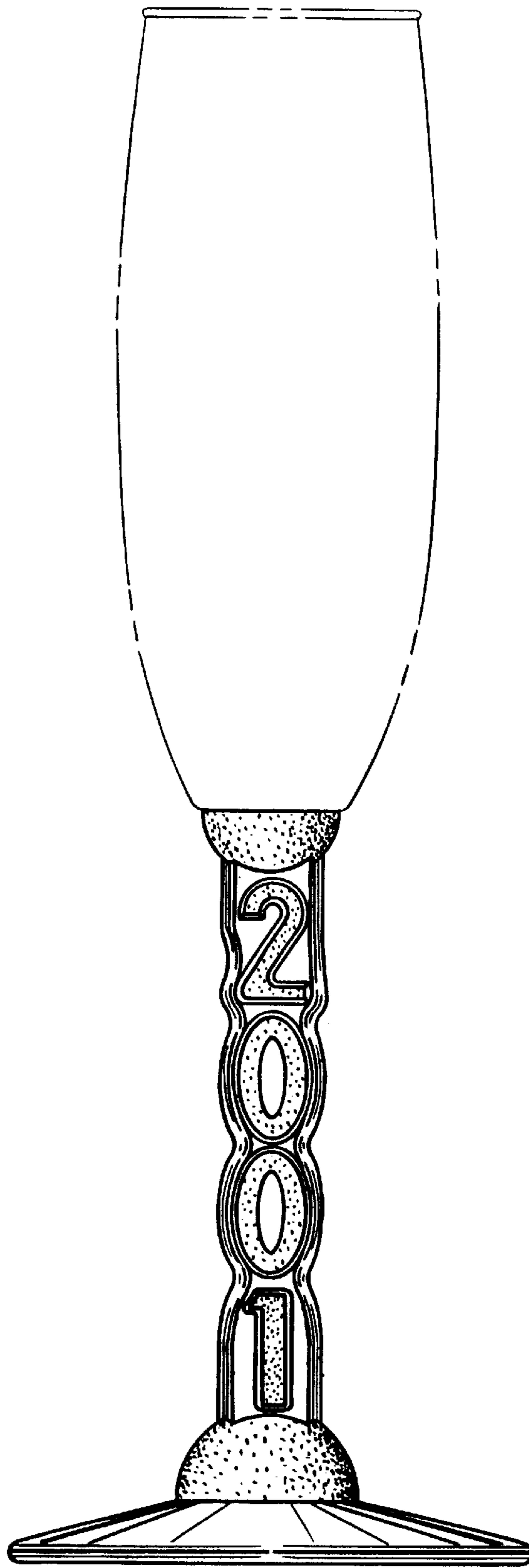


FIG. 1

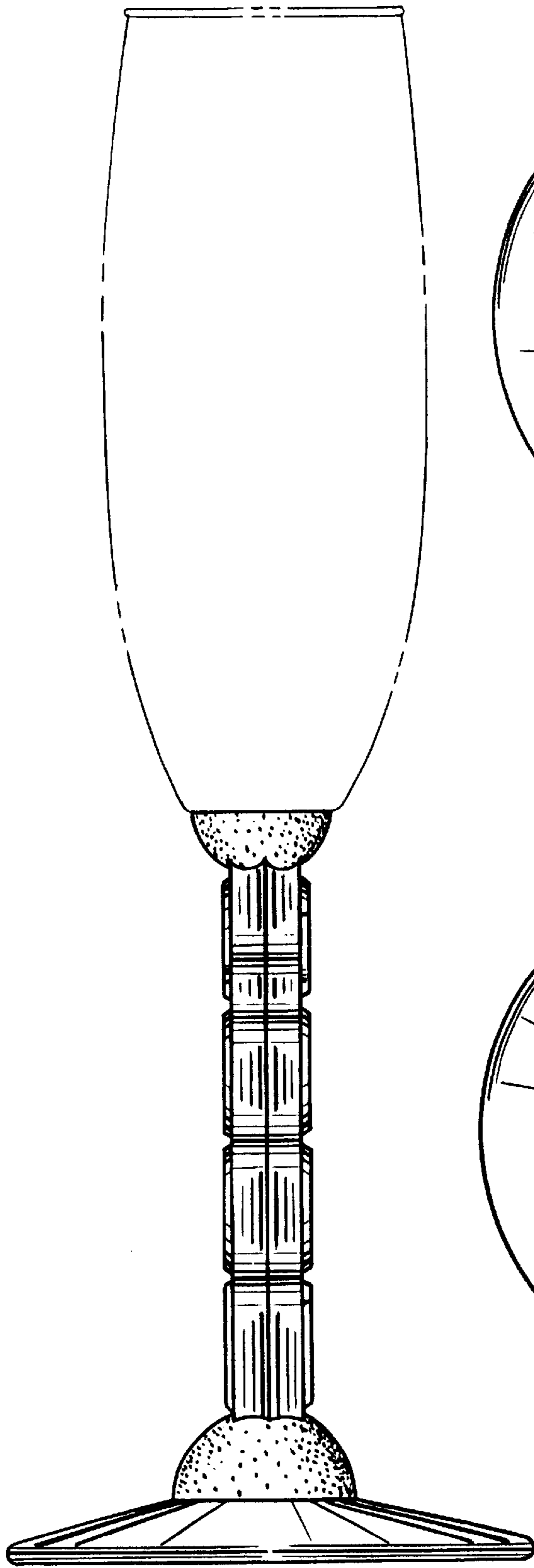


FIG. 2

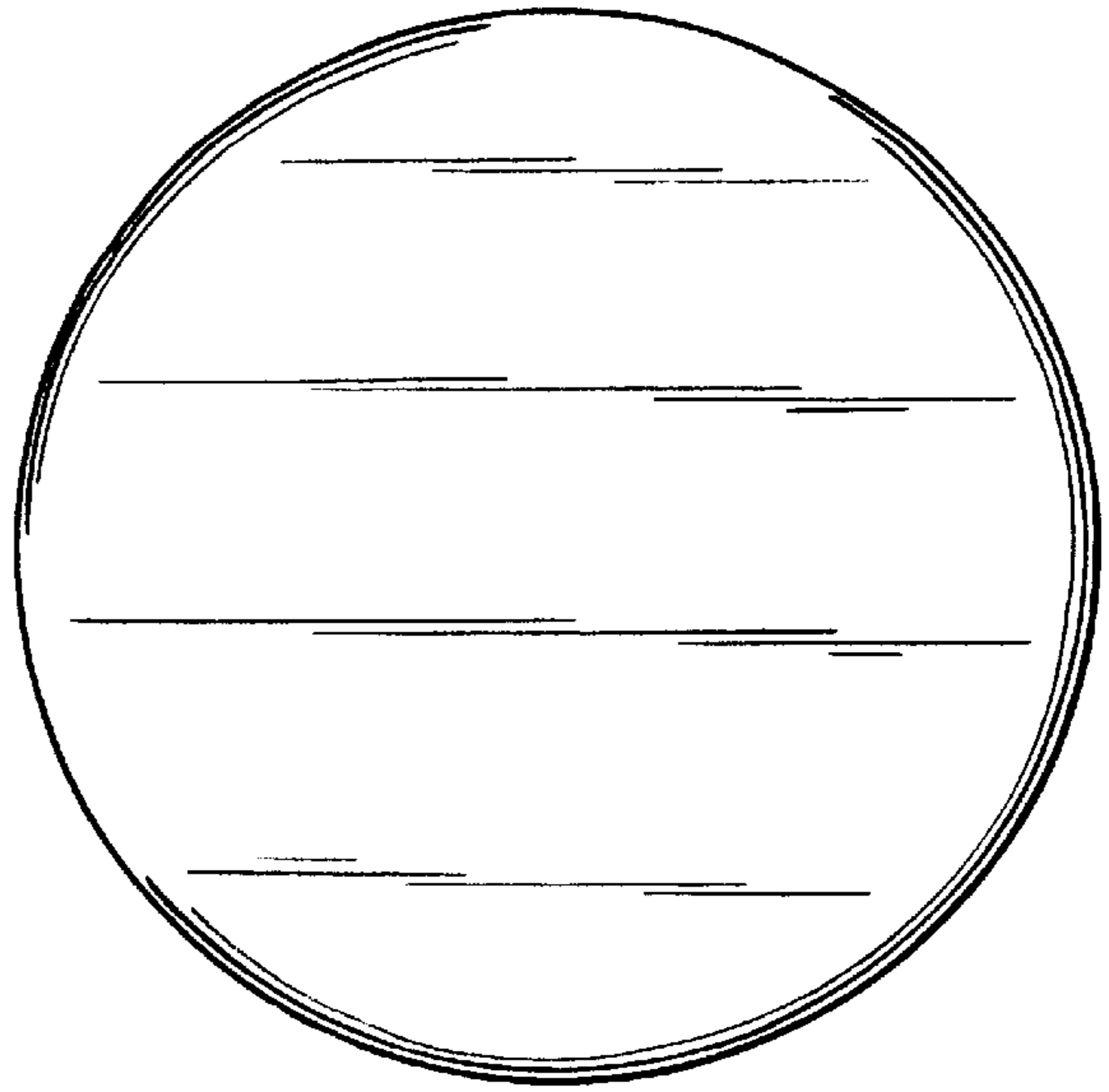


FIG. 3

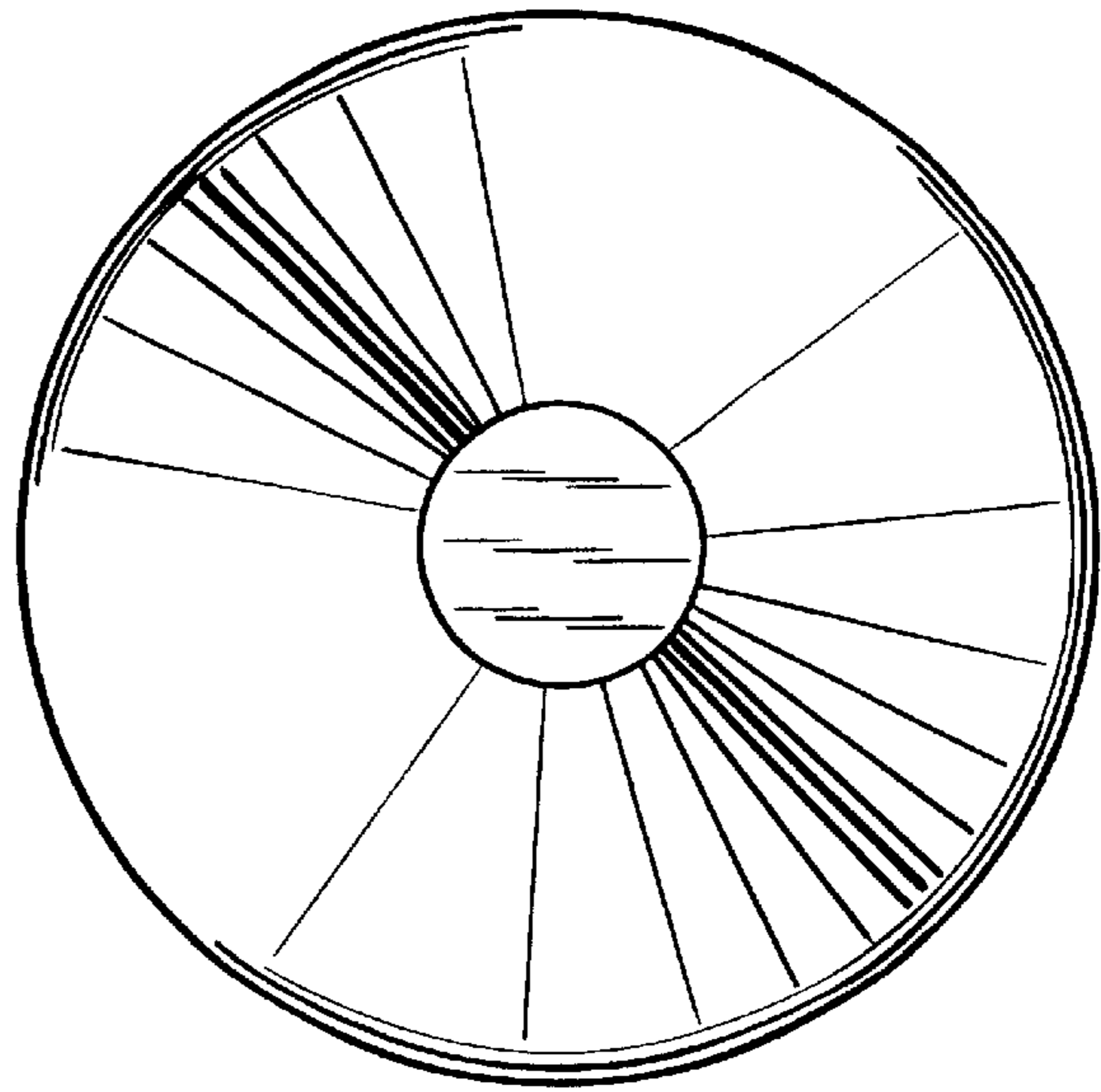


FIG. 4