



US00D453271S

(12) **United States Design Patent**
Gilbert et al.

(10) **Patent No.:** **US D453,271 S**

(45) **Date of Patent:** **** Feb. 5, 2002**

(54) **ROBE HOOK**

(75) Inventors: **Christopher Jon Gilbert**, Moreland Hills; **Pierre-Yves J. Panis**, North Olmsted, both of OH (US)

(73) Assignee: **Moen Incorporated**, North Olmsted, OH (US)

(**) Term: **14 Years**

(21) Appl. No.: **29/135,362**

(22) Filed: **Jan. 10, 2001**

(51) **LOC (7) Cl.** **06-08**

(52) **U.S. Cl.** **D6/323; D8/372**

(58) **Field of Search** **D6/323, 550, 567, D6/569; D8/367, 372, 352; 211/1.3, 85.3, 99, 100, 106.1, 172; 248/294.1, 304, 307, 308**

D357,840 S 5/1995 Lehn et al.
D358,287 S 5/1995 Sharpe
D358,517 S 5/1995 Sharpe
D358,518 S 5/1995 Sharpe
D361,006 S 8/1995 Sharpe
D361,671 S * 8/1995 Sharpe D6/323
D362,360 S 9/1995 Lehn et al.
D362,361 S 9/1995 Lehn et al.
D374,361 S 10/1996 Lehn et al.
D376,719 S 12/1996 Leykekhmakher et al.
D386,342 S 11/1997 Moore
D386,343 S 11/1997 Moore
D394,973 S 6/1998 Moore et al.
D397,256 S 8/1998 Moore et al.
D405,995 S 2/1999 Harris
D409,867 S 5/1999 Sweetman
D412,658 S 8/1999 Goodman et al.
D416,139 S * 11/1999 Roth et al. D6/323
D416,730 S 11/1999 Chen
D417,989 S 12/1999 Moore et al.
D417,992 S 12/1999 Roth et al.
D424,349 S 5/2000 Duggan
D425,742 S 5/2000 Duggan
D426,095 S 6/2000 Chen
D426,390 S * 6/2000 Green et al. D6/323
D438,715 S * 3/2001 Milrud et al. D6/323

(56) **References Cited**
U.S. PATENT DOCUMENTS

D37,935 S 4/1906 Schehr
D44,301 S 7/1913 Curtiss
D48,651 S 2/1916 Prinzler
1,775,919 A 9/1930 Starner
D132,122 S 4/1942 Anderson
D132,257 S 5/1942 Sanford
D144,009 S * 2/1946 Van Doren
D152,198 S 12/1948 Hay
D153,803 S * 5/1949 Huppert
3,283,383 A 11/1966 Heath
D233,385 S 10/1974 Friedman
D252,571 S 8/1979 Hancock
D254,881 S 5/1980 Pyskaty
D262,922 S * 2/1982 Fleischmann et al.
D266,635 S * 10/1982 Fleischmann et al.
D274,123 S * 6/1984 Tegner
D299,095 S * 12/1988 Gresens et al.
D299,096 S * 12/1988 Fayerman et al.
D300,406 S * 3/1989 Bordian
D305,863 S * 2/1990 Gresens et al.
D317,860 S * 7/1991 Gary
D329,559 S * 9/1992 Paul
D333,583 S * 3/1993 Hurd
D334,315 S * 3/1993 Bengtson

* cited by examiner

Primary Examiner—B. J. Bullock
(74) *Attorney, Agent, or Firm*—Cook, Alex, McFarron, Manzo, Cummings & Mehler, Ltd.

(57) **CLAIM**

The ornamental design for a robe hook, as shown and described.

DESCRIPTION

FIG. 1 is a front perspective view of our new design for a robe hook;
FIG. 2 is a front view thereof;
FIG. 3 is a right side view thereof, the left side being the same as the right side;
FIG. 4 is a rear view thereof;
FIG. 5 is a top view thereof; and,
FIG. 6 is a bottom view thereof.

1 Claim, 1 Drawing Sheet

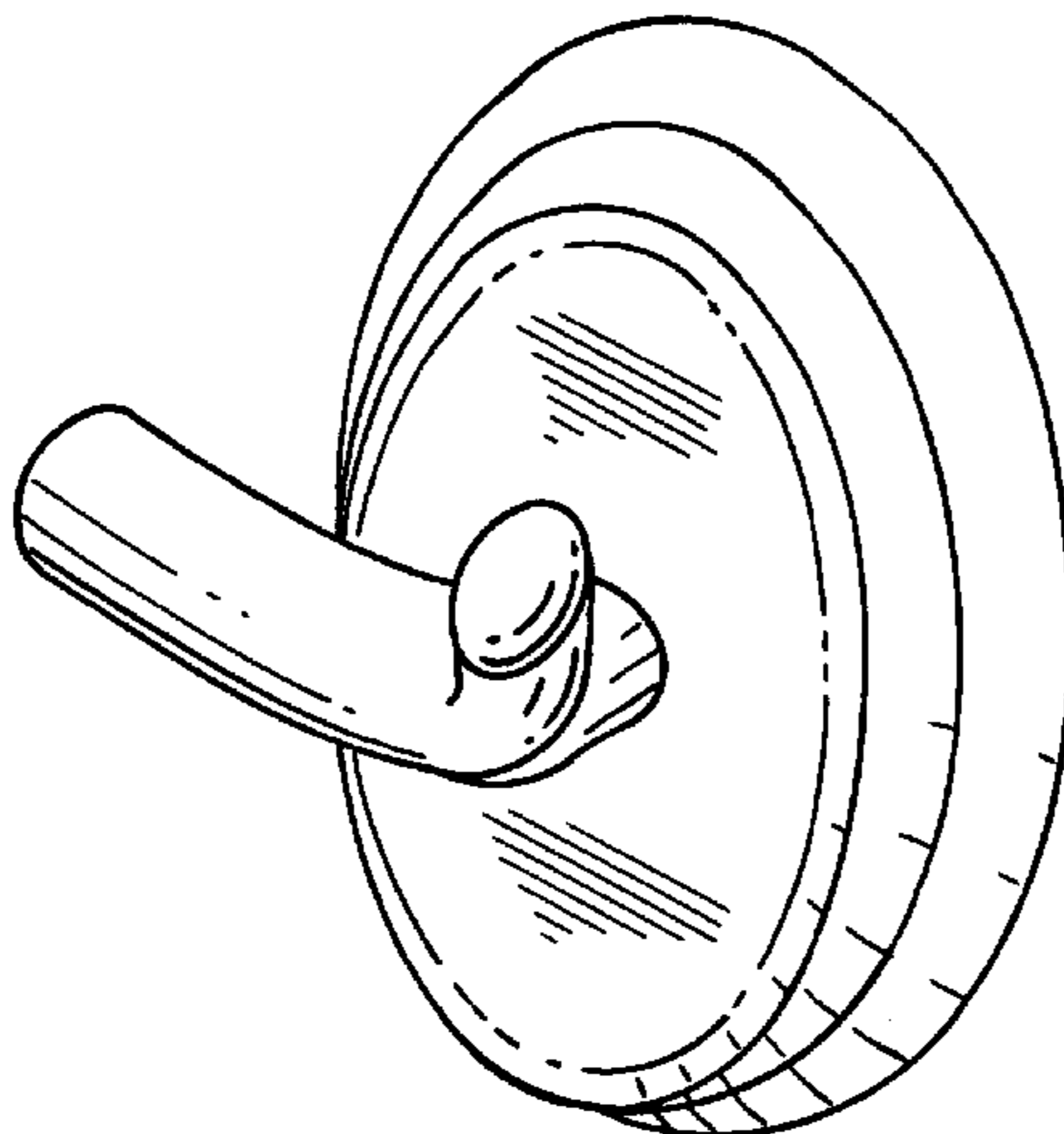


Fig. 1.

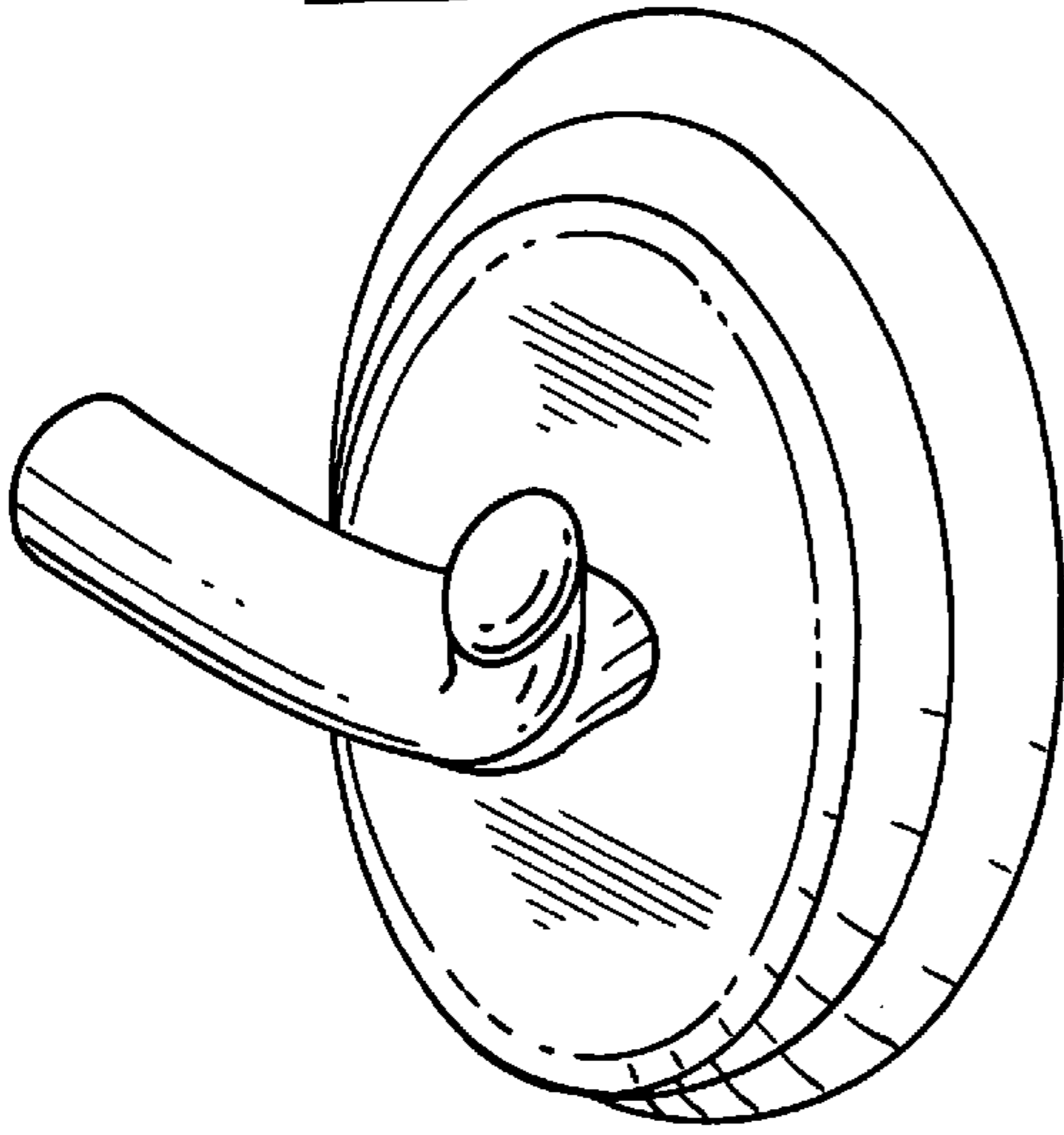


Fig. 2.

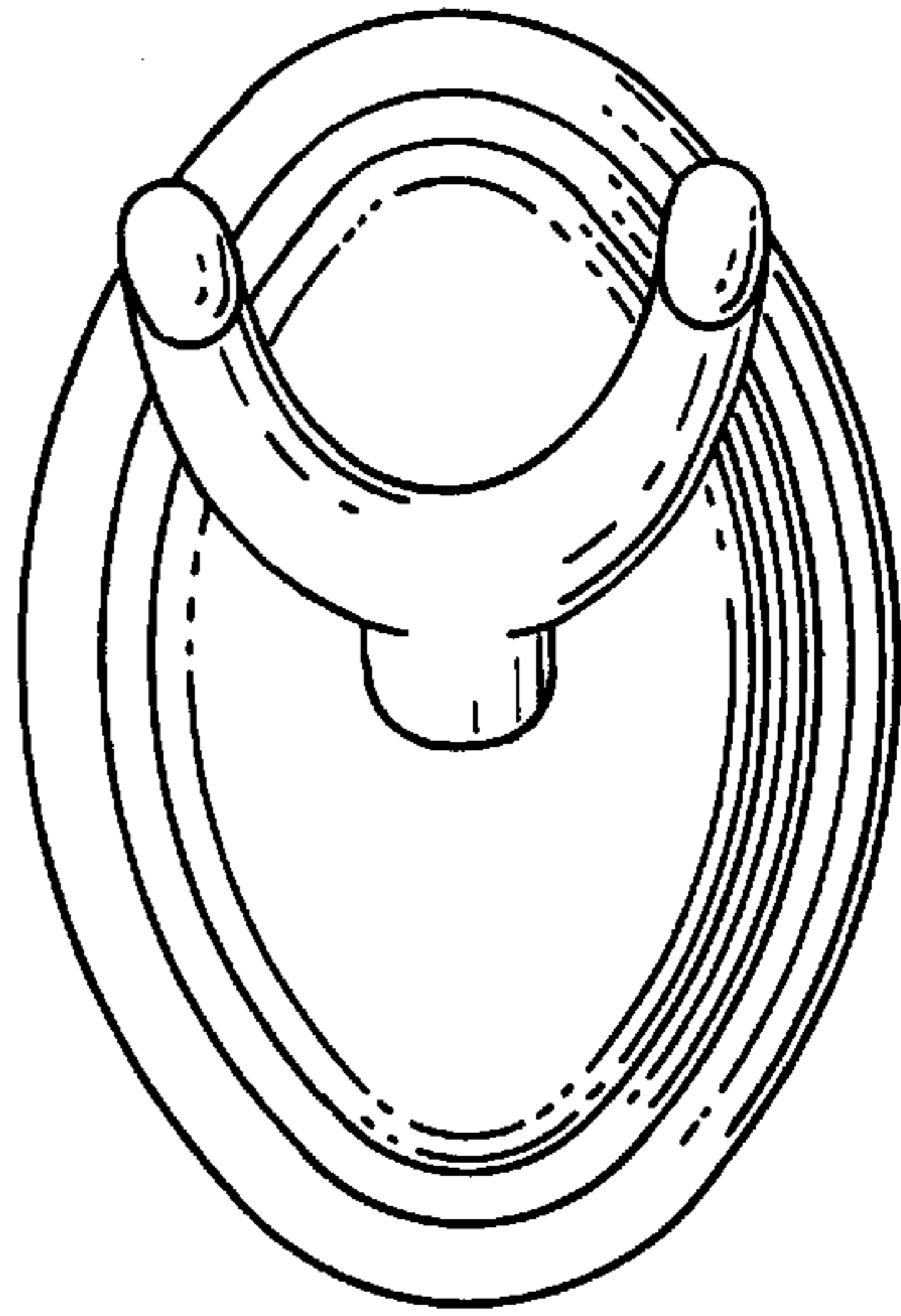


Fig. 4.

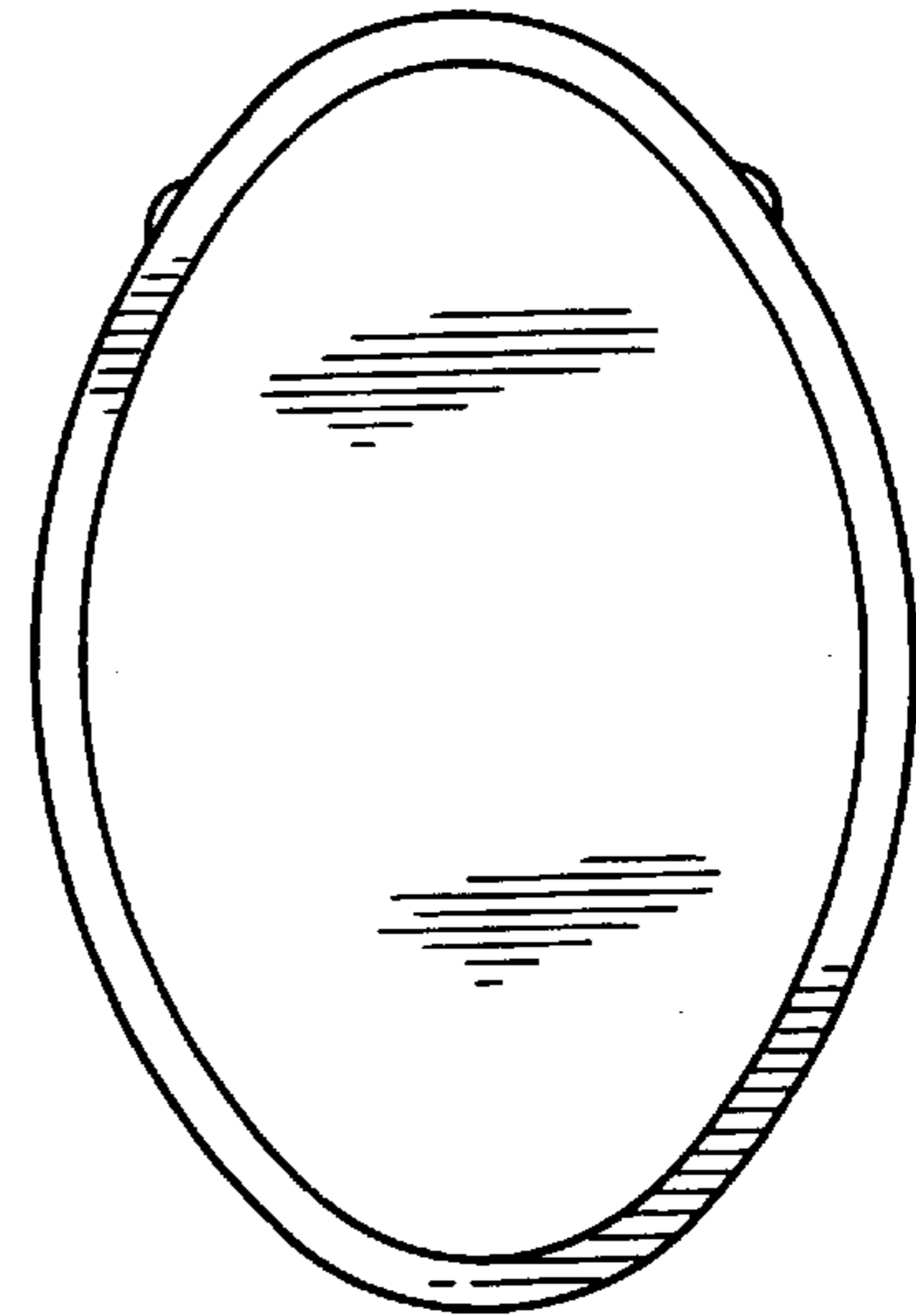


Fig. 3.

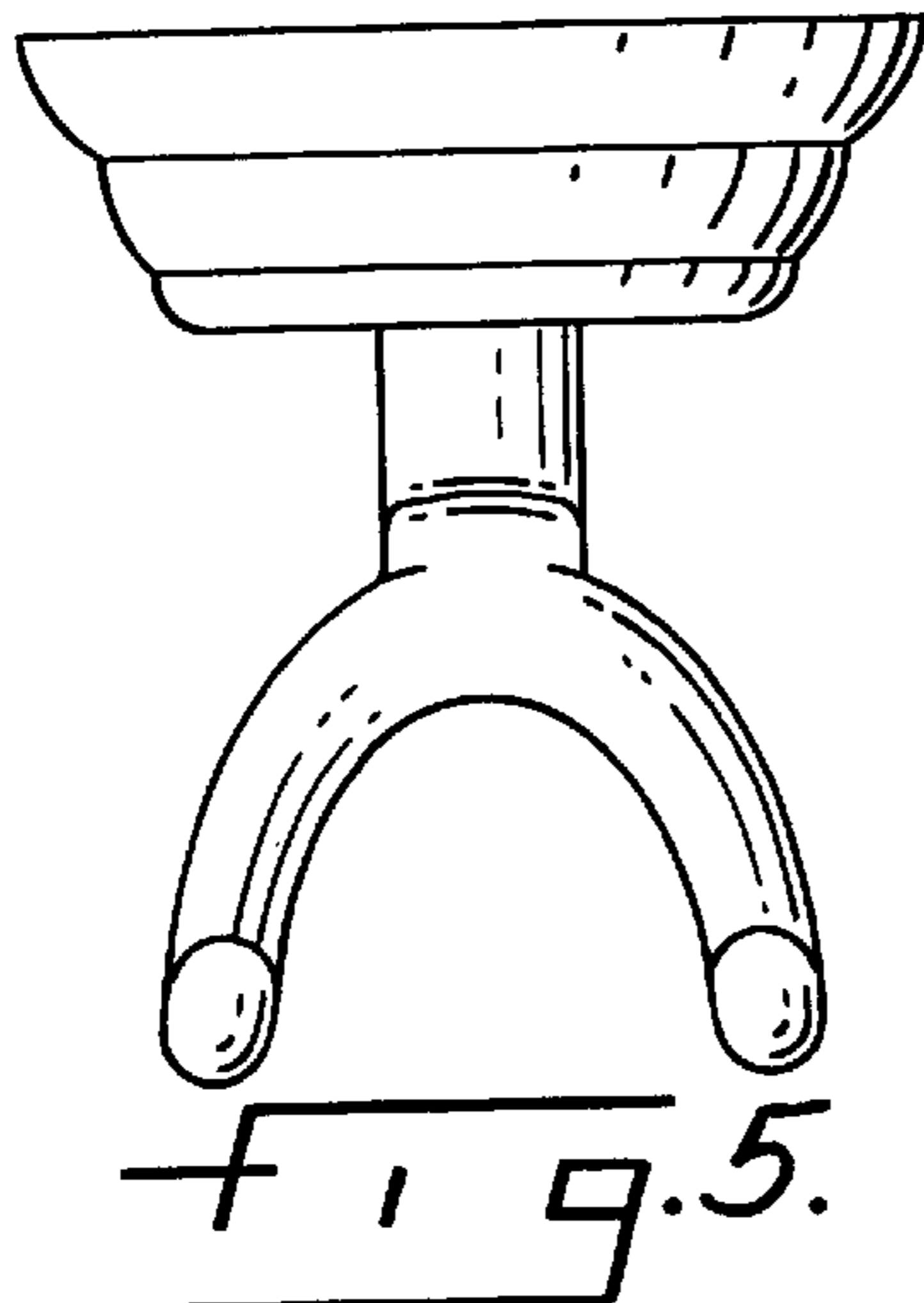



Fig. 5.

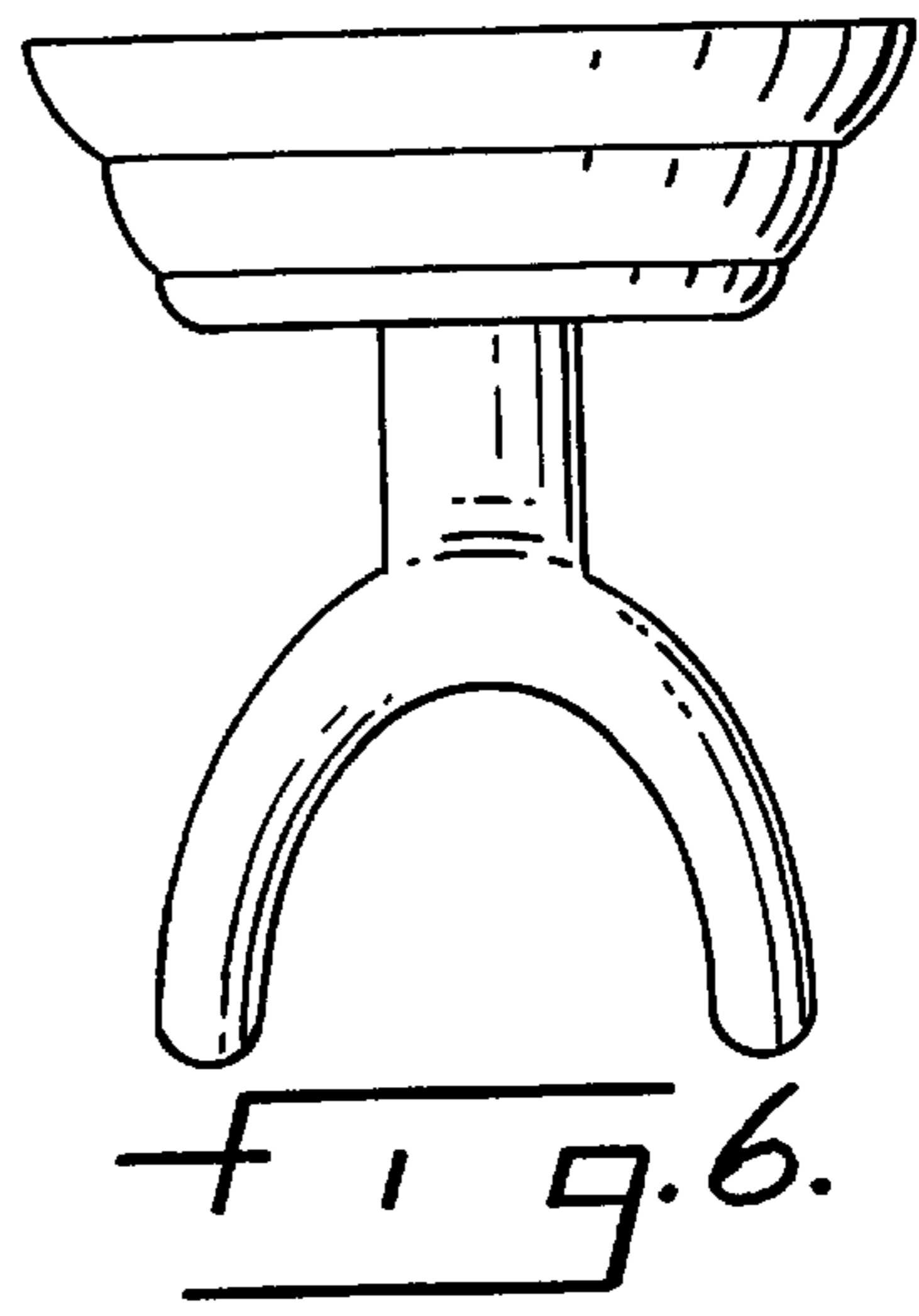


Fig. 6.