



US00D453239S

(12) **United States Design Patent**
Minelli

(10) **Patent No.:** **US D453,239 S**

(45) **Date of Patent:** **** Jan. 29, 2002**

(54) **PONYTAIL HOLDER**

(76) **Inventor:** **Mia Minelli**, 1770 Broadway #101, San Francisco, CA (US) 94109

(**) **Term:** **14 Years**

(21) **Appl. No.:** **29/136,364**

(22) **Filed:** **Jan. 30, 2001**

(51) **LOC (7) Cl.** **28-03**

(52) **U.S. Cl.** **D28/41**

(58) **Field of Search** D28/39-43; D2/634, D2/637, 625, 869, 871, 874, 875, 877, 881, 894; D11/3, 4; 132/273, 275

(56) **References Cited**

U.S. PATENT DOCUMENTS

38,574	A	*	5/1863	Edwards	
1,481,778	A	*	1/1924	Salomons	132/275
2,016,210	A	*	10/1935	Mann	
D143,702	S	*	2/1946	Baxter	
D338,551	S	*	8/1993	Teague	D2/881
5,899,211	A	*	5/1999	Brown	132/273

D413,693	S	*	9/1999	Minnelli	D28/41
6,263,884	B1	*	7/2001	Minnelli	132/273

OTHER PUBLICATIONS

Hong Kong Enterprise, Oct., 1997, p. 1149, hair accessories.*

* cited by examiner

Primary Examiner—Lucy Lieberman

(74) *Attorney, Agent, or Firm*—Goldstein Law Offices, P.C.

(57) **CLAIM**

The ornamental design for a ponytail holder, as shown and described.

DESCRIPTION

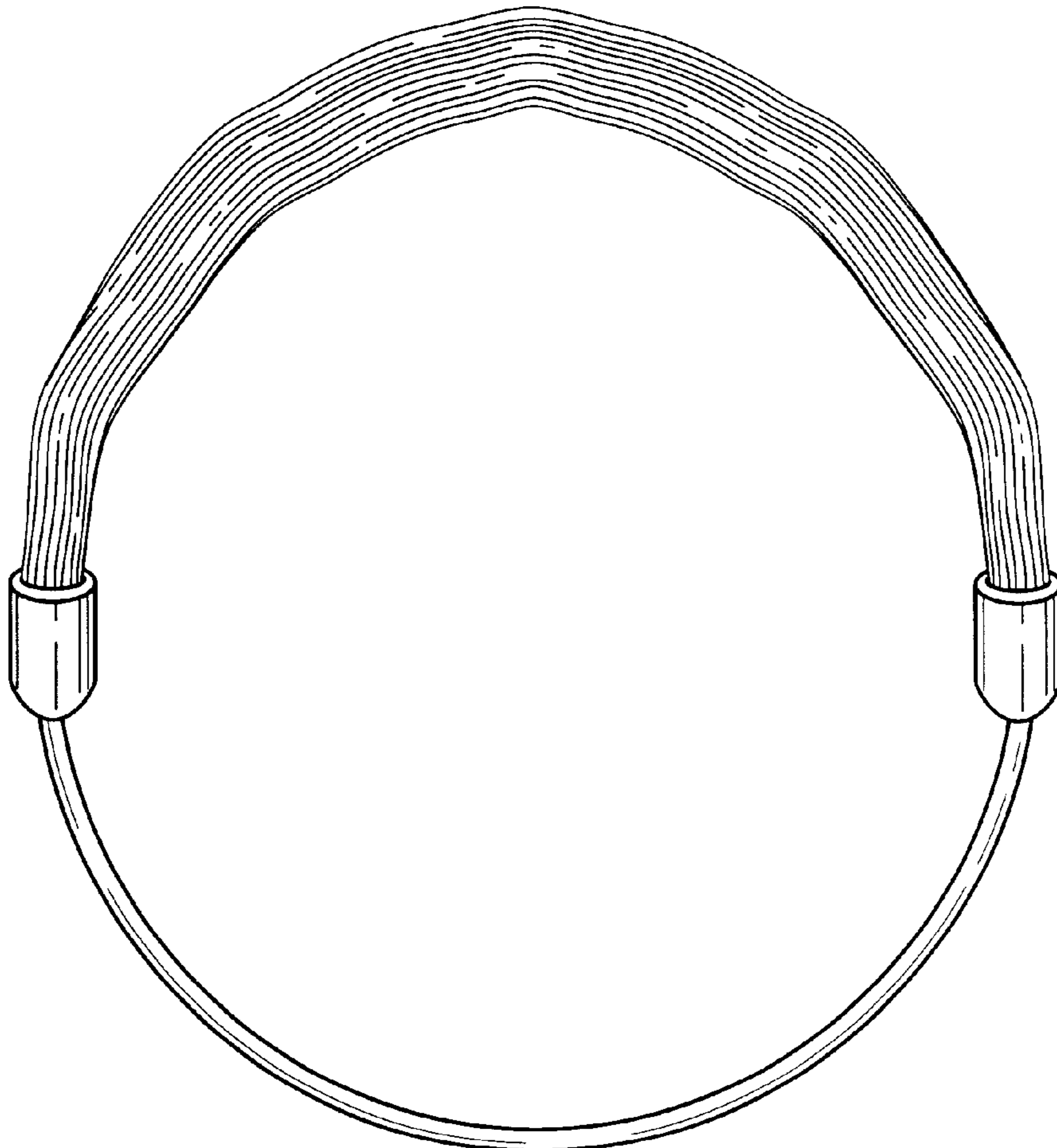
FIG. 1 is a front view of a ponytail holder, the rear view being a mirror image of the front view.

FIG. 2 is a left side elevational view thereof, the right side elevational view being a mirror image of the left side view.

FIG. 3 is a top plan view thereof; and,

FIG. 4 is a bottom plan view thereof.

1 Claim, 2 Drawing Sheets



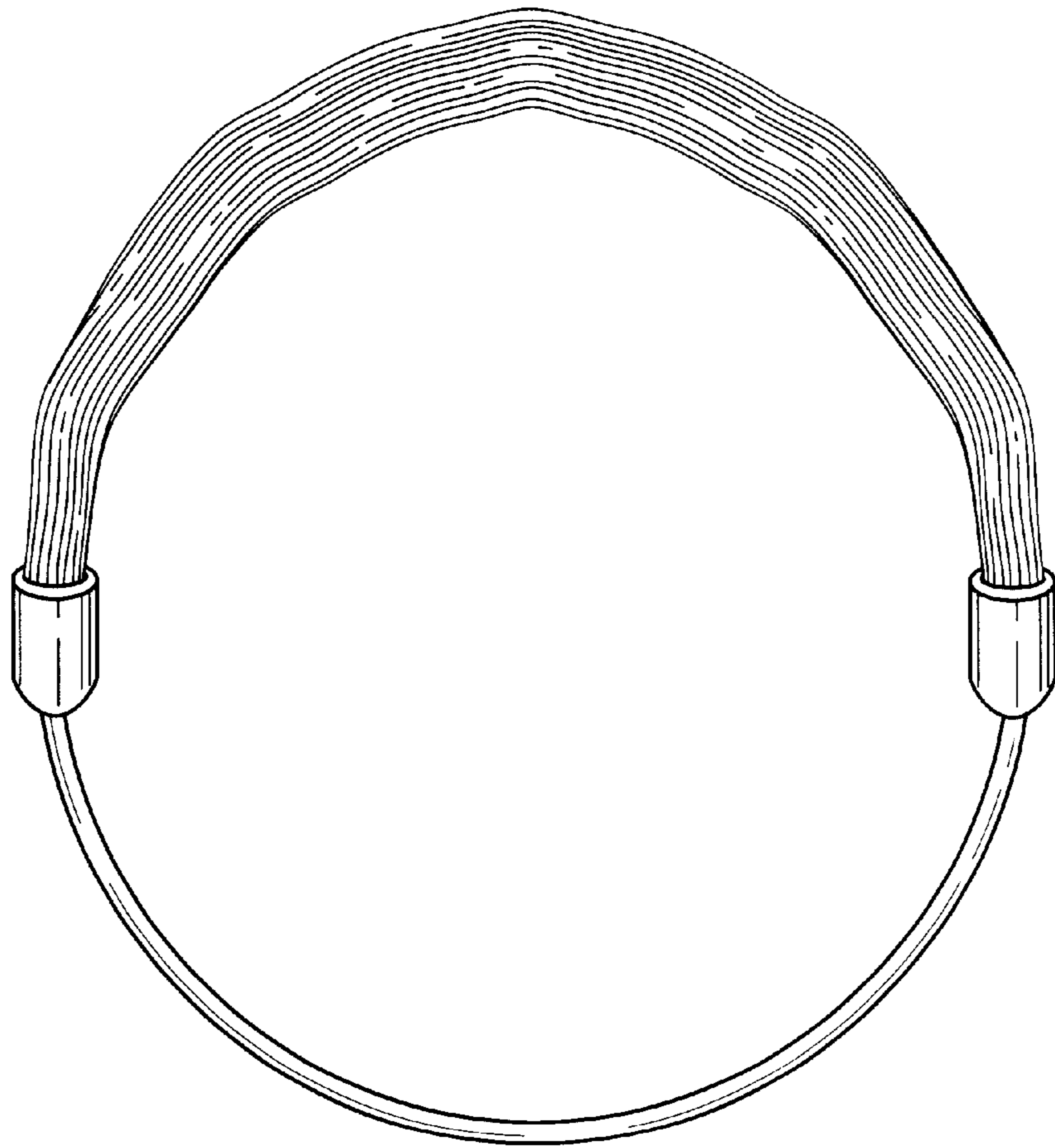


Fig. 1

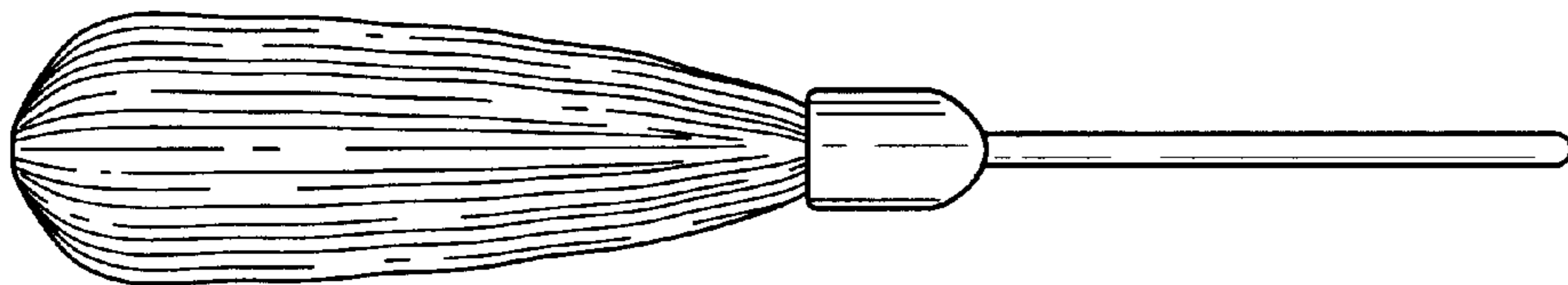


Fig. 2




Fig. 3



Fig. 4