



US00D453207S

(12) **United States Design Patent**
Pavlopoulos

(10) **Patent No.:** **US D453,207 S**

(45) **Date of Patent:** **** Jan. 29, 2002**

(54) **WHIRLPOOL BATH TUB**

6,052,844 A * 4/2000 Walsh et al. 4/541.1

(76) Inventor: **John Pavlopoulos**, 4675 Eidson Rd.,
Atlanta, GA (US) 30360

(**) Term: **14 Years**

(21) Appl. No.: **29/114,890**

(22) Filed: **Dec. 2, 1999**

(51) **LOC (7) Cl.** **23-02**

(52) **U.S. Cl.** **D23/277**

(58) **Field of Search** D24/204, 201;
5/541.1, 541.2, 541.3, 541.4, 541.5, 541.6,
538; D23/277

(56) **References Cited**

U.S. PATENT DOCUMENTS

3,874,374 A	*	4/1975	Jacuzzi	601/169
D251,920 S	*	5/1979	Ogden	D24/204
D254,206 S	*	2/1980	Ogden	D24/204
D254,870 S	*	4/1980	Ogden	D24/204
D264,629 S	*	5/1982	Longmire	D24/204
D308,574 S	*	6/1990	D'Innocente et al.	D24/204
D349,560 S	*	8/1994	Dowse et al.	D23/277

OTHER PUBLICATIONS

Jacuzzi Whirlpool Bath, Portion of Jacuzzi catalog, 3 pages,
Jan. 1997.

MTI Whirlpools, MTI Whirlpools catalog, 27 pages, 1997.

* cited by examiner

Primary Examiner—Stella Reid

(74) *Attorney, Agent, or Firm*—Sutherland, Asbill &
Brennan

(57) **CLAIM**

The ornamental design for a whirlpool bath tub, as shown.

DESCRIPTION

FIG. 1 is a perspective view of an embodiment of my new
whirlpool bath tub;

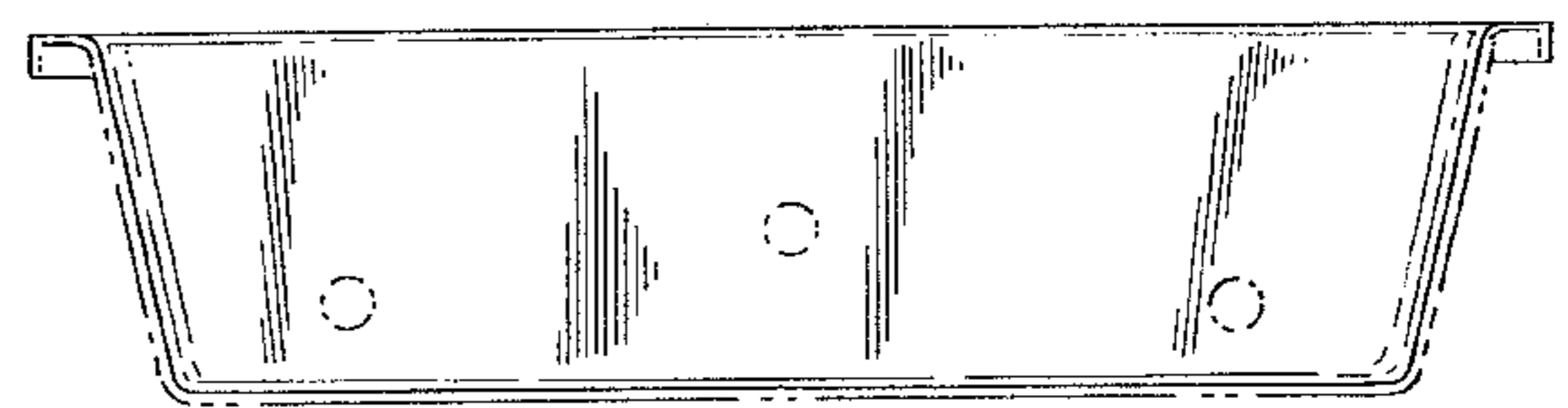
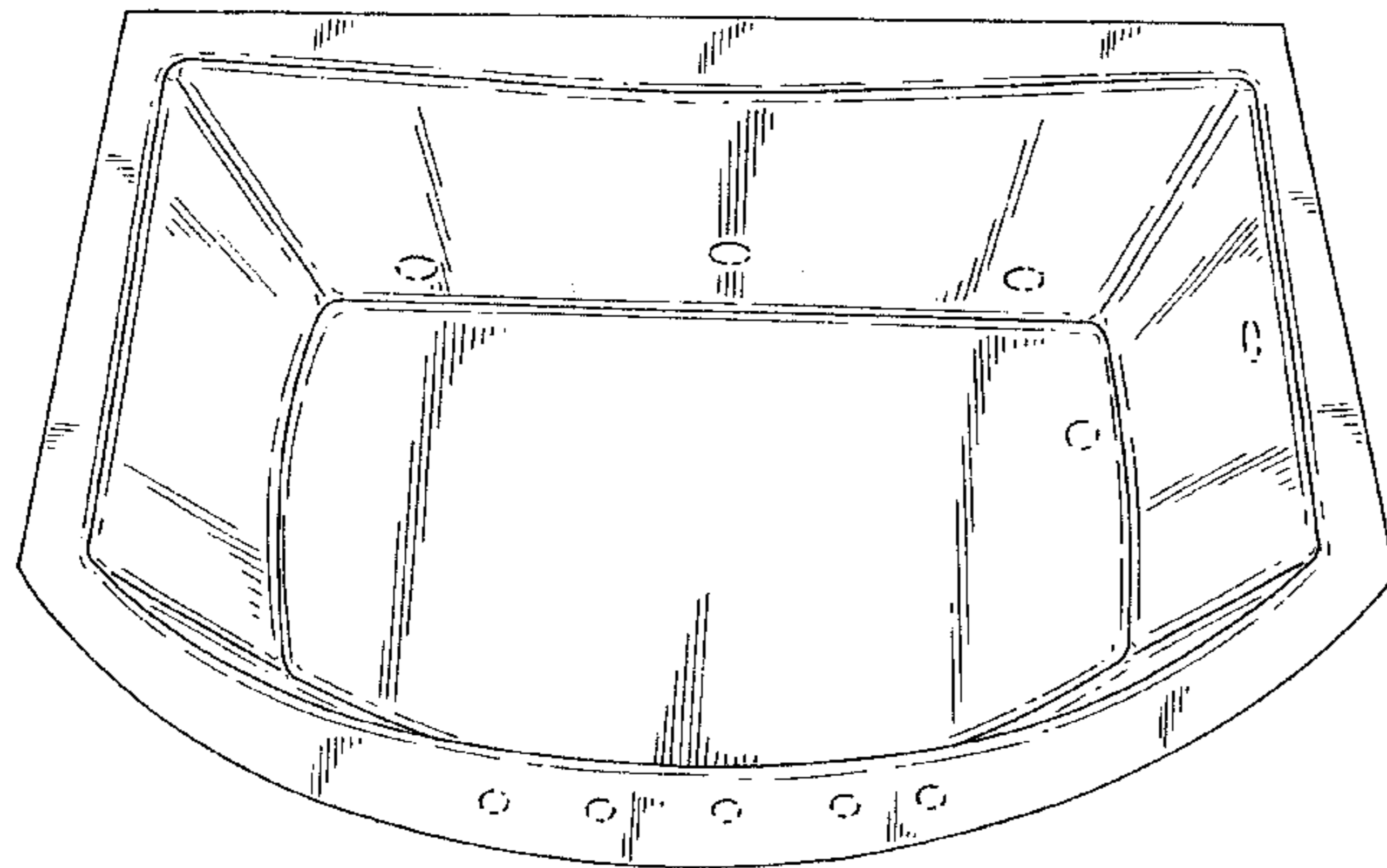
FIG. 2 is a top plan view thereof;

FIG. 3 is a side view thereof;

FIG. 4 is a side view thereof; and,

FIG. 5 is an end view thereof.

1 Claim, 2 Drawing Sheets



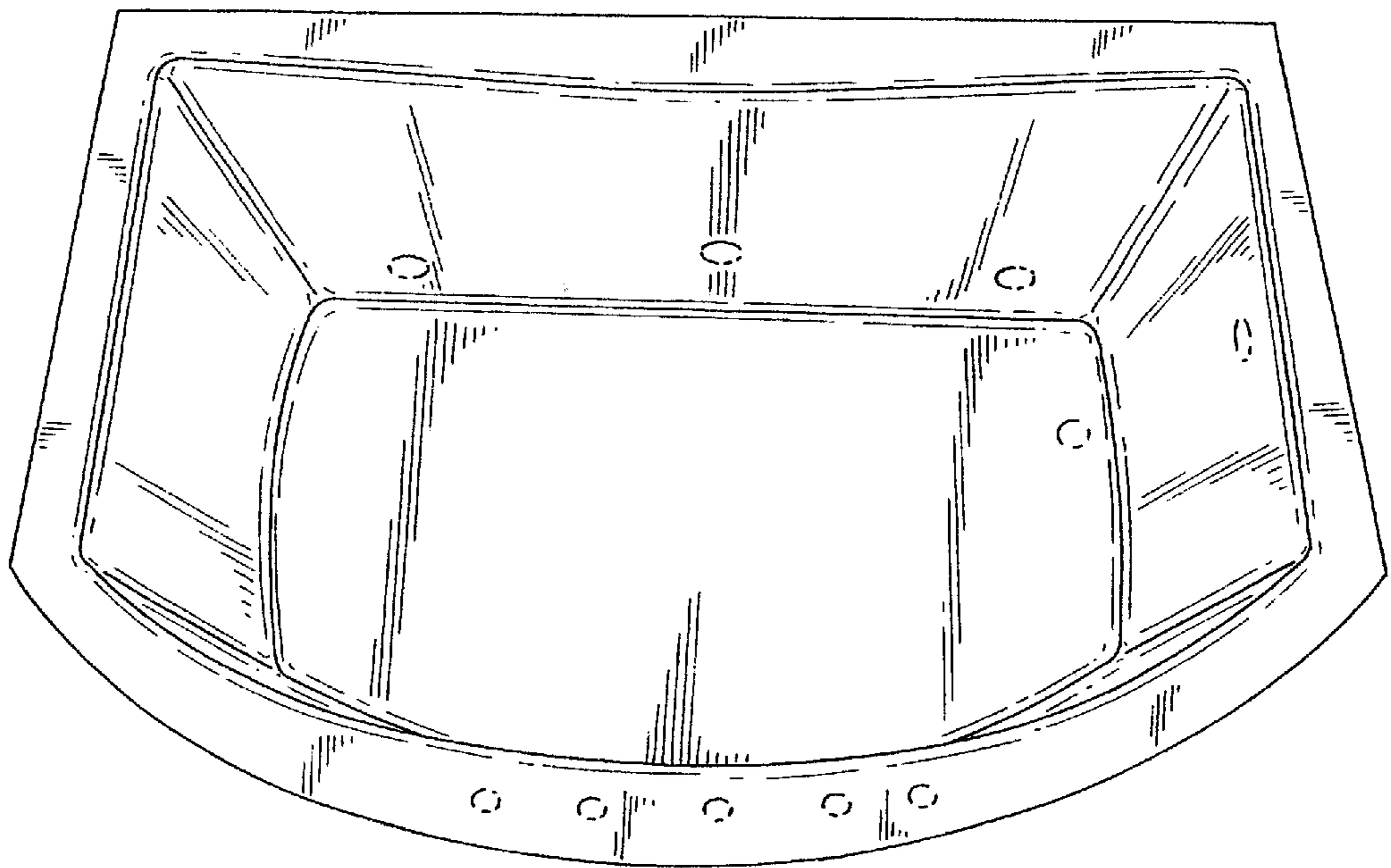


FIG. 1

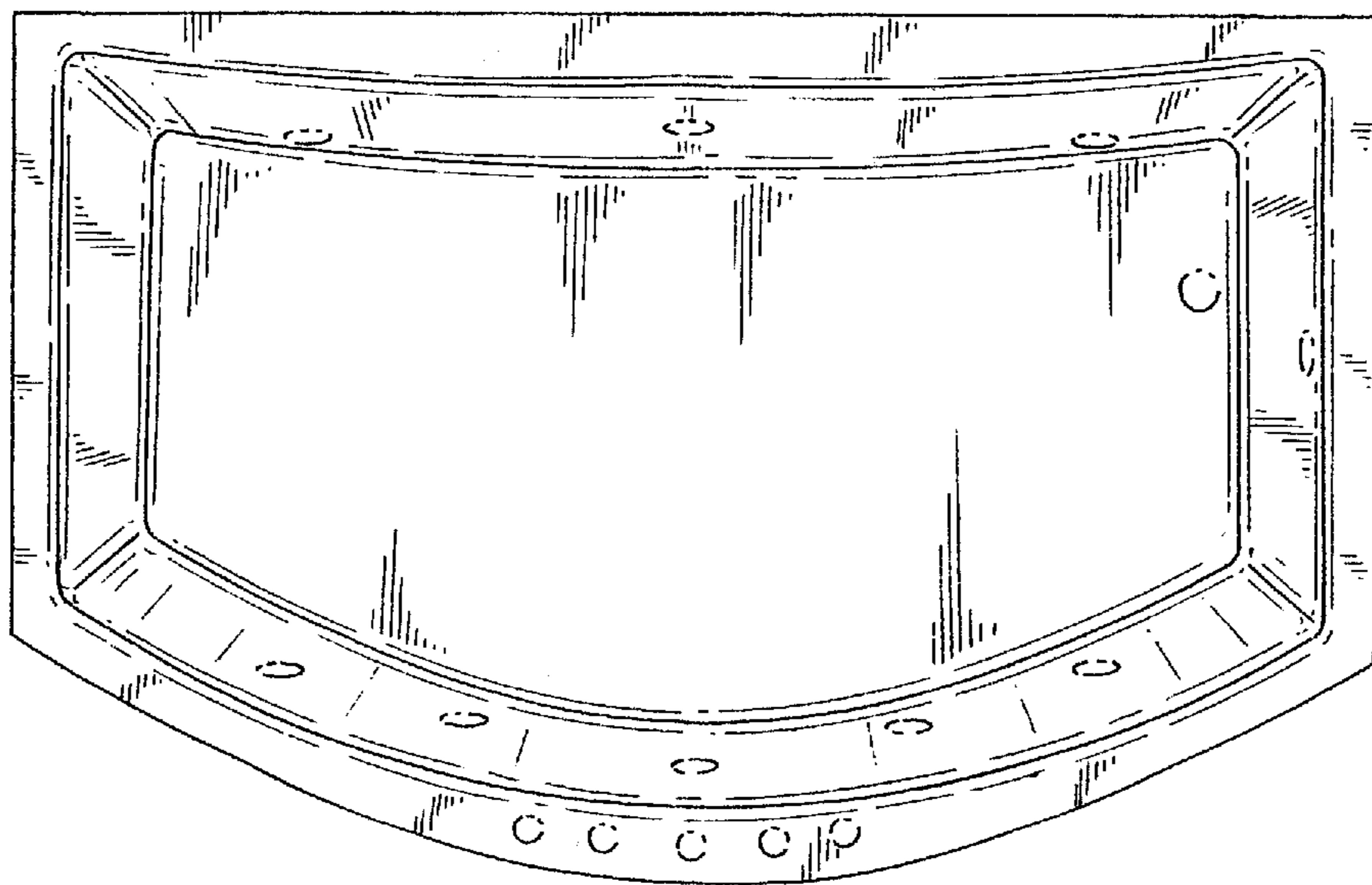


FIG. 2

FIG. 3

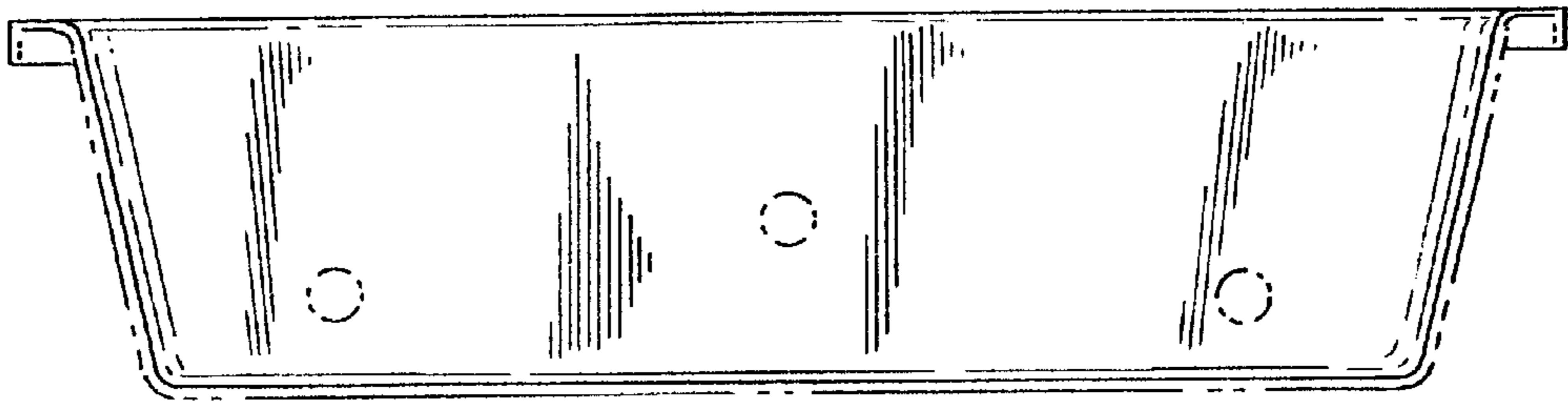


FIG. 4

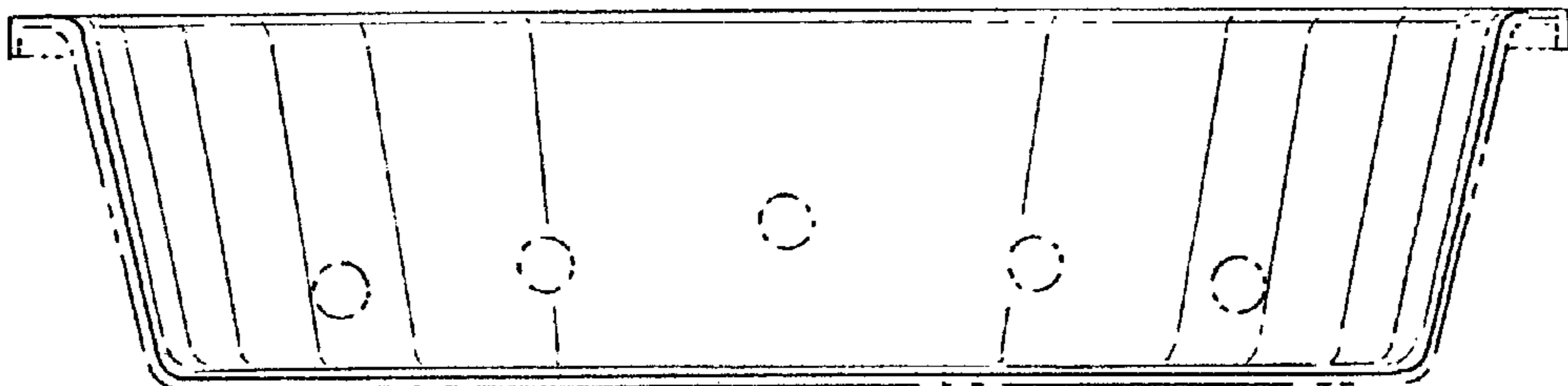


FIG. 5

